

PROJECT MANUAL

2019 Fire Alarm Projects – Phase 1

Wagner Holt Elementary School

**8778 Brattle Place
Stockton, CA 95209**

Project Number: 0864-8044

DSA # 02-117199

Parklane Elementary School

**8405 Tam O'Shanter Drive
Stockton, CA 95210**

Project Number: 0863-8043

DSA # 02-117198

LODI UNIFIED SCHOOL DISTRICT

**1305 E. Vine Street
Lodi, CA 95240**

APRIL 18, 2019

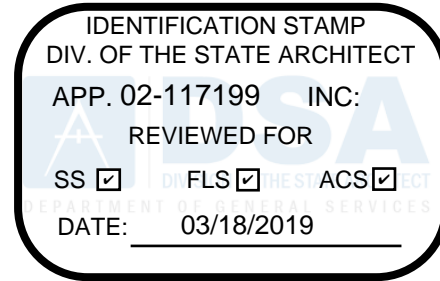
2019 Fire Alarm Projects – Phase 1 Wagner Holt Elementary School

LUSD PROJECT NUMBER: 0864-8044

DSA Application No. 02-117199

Owner:

Lodi Unified School District
1305 E. Vine Street
Lodi, CA 95240
(209) 331-7223
Vickie Brum, Planning Analyst



Electrical Engineer:

The Engineering Enterprise
1305 Marina Village Parkway
Alameda, CA 94501
(530) 886-8556



Scott Wheeler

California Registration No. E015491

END OF DOCUMENT

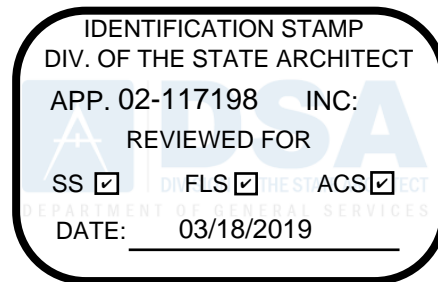
2019 Fire Alarm Projects – Phase 1 Parklane Elementary School

LUSD PROJECT NUMBER: 0863-8043

DSA Application No. 02-117198

Owner:

Lodi Unified School District
1305 E. Vine Street
Lodi, CA 95240
(209) 331-7223
Vickie Brum, Planning Analyst



Electrical Engineer:

The Engineering Enterprise
1305 Marina Village Parkway
Alameda, CA 94501
(530) 886-8556



Scott Wheeler

California Registration No. E015491

END OF DOCUMENT

DOCUMENT 00 01 10

TABLE OF CONTENTS

Procurement and Contracting Requirements

<u>Division 0</u>	<u>Section</u>	<u>Title</u>
	00 01 01	Project Title Page
	00 01 10	Table of Contents
	00 01 15	List of Drawings and Tables
	00 01 20	List of Schedules

Solicitation

<u>Division 0</u>	<u>Section</u>	<u>Title</u>
	00 11 16	Notice to Bidders

Instructions for Procurement

<u>Division 0</u>	<u>Section</u>	<u>Title</u>
	00 21 13	Instructions to Bidders
	00 21 13.1	Bidder Information and Forms

Available Information

<u>Division 0</u>	<u>Section</u>	<u>Title</u>
	00 31 19	Existing Conditions
	00 31 32	Geotechnical Data

Procurement Forms and Supplements

<u>Division 0</u>	<u>Section</u>	<u>Title</u>
	00 41 13	Bid Form and Proposal
	00 43 13	Bid Bond
	00 43 36	Designated Subcontractors List
	00 45 01	Site Visit Certification
	00 45 19	Non-Collusion Declaration
	00 45 19.01	Iran Contracting Act Certification
	00 45 26	Workers' Compensation Certification
	00 45 46.01	Prevailing Wage and Related Labor Requirements Certification
	00 45 46.02	Disabled Veteran Business Enterprise Participation Certification
	00 45 46.03	Drug-Free Workplace Certification
	00 45 46.04	Tobacco-Free Environment Certification
	00 45 46.05	Hazardous Materials Certification
	00 45 46.06	Lead-Based Materials Certification
	00 45 46.07	Imported Materials Certification
	00 45 46.08	Criminal Background Investigation/Fingerprinting Certification
	00 45 46.09	Buy American Certification
	00 45 46.10	Roofing Project Certification
	00 45 49	Registered Subcontractors List
	00 45 90	Post Bid Interview

Contracting Forms and Supplements

<u>Division 0</u>	<u>Section</u>	<u>Title</u>
	00 51 00	Notice of Award

00 52 13	Agreement Form – Stipulated Sum (Single-Prime Contract)
00 55 00	Notice to Proceed
00 56 00	Escrow Bid Documentation
00 57 00	Escrow Agreement in Lieu of Retention

Project Forms

<u>Division 0</u>	<u>Section</u>	<u>Title</u>
	00 61 13.13	Performance Bond
	00 61 13.16	Payment Bond
	00 63 40	Allowance Expenditure Directive Form
	00 63 57	Proposed Change Order Form
	00 63 63	Change Order Form
	00 65 19.26	Agreement and Release of Any and All Claims
	00 65 36	Guarantee Form

Conditions of the Contract

<u>Division 0</u>	<u>Section</u>	<u>Title</u>
	00 72 13	General Conditions – Stipulated Sum (Single-Prime Contract)
	00 73 13	Special Conditions
	00 73 56	Hazardous Materials Procedures and Requirements

Exhibit

<u>Exhibit A</u>	Limited Asbestos and Lead Work Plan
------------------	-------------------------------------

General Requirements

<u>Division 1</u>	<u>Section</u>	<u>Title</u>
	01 11 00	Summary of Work

Price and Payment Procedures

<u>Division 1</u>	<u>Section</u>	<u>Title</u>
	01 21 00	Allowance
	01 22 00	Alternatives and Unit Prices
	01 25 13	Product Options and Substitutions
	01 26 00	Changes in the Work
	01 29 00	Application for Payment and Conditional and Unconditional Waiver and Release Forms

Administrative Requirements

<u>Division 1</u>	<u>Section</u>	<u>Title</u>
	01 31 19	Project Meetings
	01 32 13	Scheduling of Work
	01 33 00	Submittals
	01 35 13.23	Site Standards

Quality Requirements

<u>Division 1</u>	<u>Section</u>	<u>Title</u>
	01 41 00	Regulatory Requirements
	01 42 13	Abbreviations and Acronyms
	01 42 16	Definitions
	01 42 19	References
	01 43 00	Materials and Equipment
	01 45 00	Quality Control

Temporary Facilities and Controls

<u>Division 1</u>	<u>Section</u>	<u>Title</u>
	01 50 00	Temporary Facilities and Controls
	01 50 13	Construction Waste Management and Disposal
	01 52 13	Field Offices

Product Requirements

<u>Division 1</u>	<u>Section</u>	<u>Title</u>
	01 64 00	Owner-Furnished Products
	01 66 00	Product Delivery, Storage and Handling

Execution and Closeout Requirements

<u>Division 1</u>	<u>Section</u>	<u>Title</u>
	01 71 23	Field Engineering
	01 73 29	Cutting and Patching
	01 76 00	Alteration Project Procedures
	01 77 00	Contract Closeout and Final Cleaning
	01 78 23	Operation and Maintenance Data
	01 78 36	Warranties
	01 78 39	Record Documents

Technical Specifications

<u>Division 26</u>	<u>Section</u>	<u>Title</u>
	26 00 10	Basic Electrical Requirements
	26 00 90	Electrical Demolition
	26 05 19	Building Wire and Cable
	26 05 29	Electrical Hangers and Supports
	26 05 31	Conduit
	26 05 33	Boxes
	26 05 43	Underground Ducts and Structures
	26 05 53	Electrical Identification
	26 61 16	Fire Alarm/Life Safety System

END OF DOCUMENT

DOCUMENT 00 01 15

LIST OF DRAWINGS AND TABLES

WAGNER HOLT ELEMENTARY SCHOOL

<u>Sheet Number</u>	<u>Description</u>
G0.0	COVER SHEET
E0.00	SYMBOLS LIST AND NOTES
E0.01	FIRE ALARM MATRIX AND ELEVATIONS
E1.00	SITE PLAN
E2.00	FIRE ALARM PLAN - BUILDING A, B & C
E2.01	FIRE ALARM PLAN - BUILDING D, E, F, G, H, I, J, K, L & M
E2.02	FIRE ALARM PLAN - BUILDING N
E3.00	FIRE ALARM RISER DIAGRAM
E4.00	DETAILS
E5.00	FIRE ALARM CALCULATIONS
ED1.00	FIRE ALARM DEMO PLAN - SITE PLAN
ED1.01	FIRE ALARM DEMO PLAN - BUILDING A, B & C
ED1.02	FIRE ALARM DEMO PLAN - BUILDING D, E, F, G, H, I, J, K, L & M
ED1.03	FIRE ALARM DEMO PLAN - BUILDING N

PARKLANE ELEMENTARY SCHOOL

<u>Sheet Number</u>	<u>Description</u>
G0.0	COVER SHEET
E0.00	SYMBOLS LIST AND NOTES
E0.01	FIRE ALARM MATRIX AND ELEVATIONS
E1.00	FIRE ALARM - SITE PLAN
E2.00	FIRE ALARM PLAN – UNITS A & B
E2.01	FIRE ALARM PLAN – UNITS D, E, J, & K
E2.02	FIRE ALARM PLAN – UNITS H, M & PES CLASSROOMS
E2.03	FIRE ALARM PLAN – PORTABLE 1-8
E3.00	FIRE ALARM RISER
E4.00	DETAILS
E5.00	FIRE ALARM CALCULATIONS
ED1.00	FIRE ALARM DEMO PLAN - SITE PLAN
ED1.01	FIRE ALARM DEMO PLAN – UNITS A & B
ED1.02	FIRE ALARM DEMO PLAN – UNITS C, D, E, J, & K
ED1.03	FIRE ALARM DEMO PLAN – UNITS H, M, & PES CLASSROOMS
ED1.04	FIRE ALARM DEMO PLAN – PORTABLE 1-8

END OF DOCUMENT

DOCUMENT 00 01 20

LIST OF SCHEDULES

The Contractor's Baseline Schedule shall include the following Milestone Schedule:

The Schedule the Work to accommodate the following milestone requirements:

- Post Bid Document Phase – Milestone #1 (Start Date: Not Later than May 16, 2019)
 - Notice of Intent to Award
 - Post-Bid Contract Submittals
 - Critical Path Project Submittals/Shop Drawings
- Post Bid Document Phase – Milestone #1 (Completion Date: Not Later than May 29, 2019)
- Procurement/Mobilization Phase – Milestone #2 (Start Date: Not Later than May 30, 2019)
 - Notice to Proceed
 - Submission of all remaining required submittals
 - Procure long lead/critical path materials
- Procurement/Mobilization Phase – Milestone #2 (Completion Date: Not Later than June 14, 2019)
- Construction Work Phase – Milestone #3 (Start Date: June 17, 2019)
 - Mobilization/initial layout
 - All related scope of work.
 - School out of session June 3 thru July 26 – Project Hours are 7:00AM to 3:30PM.
 - School in session July 29 thru October 11 – Project Hours are 3:00PM to 11:30PM.
- Construction Work Phase – Milestone #3 (Completion Date: Not Later than October 11, 2019)
- Final Contract Close-Out Phase – Milestone #4 (Start Date: Not Later than October 14, 2019)
 - Final Contract Close-Out Procedures
- Final Contract Close-Out Phase – Milestone #4 (Completion Date: Not Later than November 15, 2019)

END OF DOCUMENT

DOCUMENT 00 11 16

NOTICE TO BIDDERS

1. Notice is hereby given that the governing board ("Board") of the Lodi Unified School District ("District") will receive sealed bids for the following project:

2019 Fire Alarm Project – Phase 1 consisting of:

- A. Wagner Holt Elementary School – Project No. 0864-8044, DSA No. 02-117199
- B. Parklane Elementary School – Project No. 0863-8043, DSA No 02-117198

2. The Project consists of:

Removal of existing fire alarm system and installation of a new fire alarm system for entire campus.

3. To bid on this Project, the Bidder is required to possess one or more of the following State of California contractors' license(s):

C-10

The Bidder's license(s) must remain active and in good standing throughout the term of the Contract.

4. To bid on this Project, the Bidder is required to be registered as a public works contractor with the Department of Industrial Relations pursuant to the Labor Code.
5. Contract Documents will be available for review on or after April 18, 2019, and may be downloaded from the District's website, <https://www.lodiUSD.net/district/departments/business-services/maintenance-and-operations>. In addition, Contract Documents are available for bidders' review at the following builders' exchanges:

- A. Builder's Exchange of Stockton: (209) 478-1000
- B. Builder's Exchange of Sacramento: (916) 442-8991
- C. Valley Builders Exchange: (209) 522-9031

6. Not used.
7. Sealed bids will be received until 10:00:00a.m. on May 15, 2019, at the District Facilities Office, 1305 E. Vine Street Lodi California 95240 at or after which time the bids will be opened and publicly read aloud. Any bid that is submitted after this time shall be nonresponsive and returned to the bidder. Any claim by a bidder of error in its bid must be made in compliance with section 5100 et seq. of the Public Contract Code.

8. Pursuant to Public Contract Code section 20111.5, only prequalified bidders will be eligible to submit a bid for this Project. Any bid submitted by a bidder who is not prequalified shall be non-responsive and returned unopened to the bidder. Contractors can apply for pre-qualification via the District PQBids website at <https://pqbids.com/lodi/>.
9. All bids shall be on the form provided by the District. Each bid must conform and be responsive to all pertinent Contract Documents, including, but not limited to, the Instructions to Bidders.
10. A bid bond by an admitted surety insurer on the form provided by the District a cashier's check or a certified check, drawn to the order of the Lodi Unified School District, in the amount of ten percent (10%) of the total bid price, shall accompany the Bid Form and Proposal, as a guarantee that the Bidder will, within seven (7) calendar days after the date of the Notice of Award, enter into a contract with the District for the performance of the services as stipulated in the bid.
11. A non-mandatory pre-bid conference and site visit will be held on April 29, 2019, at 3:30 p.m. at Wagner Holt Elementary School 8778 Brattle Place, Stockton CA 95209 and then moving to Parklane Elementary School 8405 Tam O'Shanter Drive Stockton CA 95210. All participants are required to sign in front of the Administration Building. The site visits are expected to take approximately two hours.
12. The successful Bidder shall be required to furnish a 100% Performance Bond and a 100% Payment Bond if it is awarded the Contract for the Work.
13. Not used.
14. The successful Bidder may substitute securities for any monies withheld by the District to ensure performance under the Contract, in accordance with the provisions of section 22300 of the Public Contract Code.
15. The successful bidder will be required to certify that it either meets the Disabled Veteran Business Enterprise ("DVBE") goal of three percent (3%) participation or made a good faith effort to solicit DVBE participation in this Contract if it is awarded the Contract for the Work.
16. The Contractor and all Subcontractors under the Contractor shall pay all workers on all Work performed pursuant to this Contract not less than the general prevailing rate of per diem wages and the general prevailing rate for holiday and overtime work as determined by the Director of the Department of Industrial Relations, State of California, for the type of work performed and the locality in which the work is to be performed within the boundaries of the District, pursuant to section 1770 et seq. of the California Labor Code. Prevailing wage rates are also available from the District or on the Internet at: <http://www.dir.ca.gov>.
17. This Project is subject to labor compliance monitoring and enforcement by the Department of Industrial Relations pursuant to Labor Code section 1771.4 and subject to the requirements of Title 8 of the California Code of Regulations. The successful Bidder shall comply with all requirements of Division 2, Part 7, Chapter 1, Articles 1-5 of the Labor Code.
18. Not used.

19. Not used.
20. Not used.
21. The District shall award the Contract, if it awards it at all, to the lowest responsive responsible bidder based on:
 - A. The base bid amount only.
22. The Board reserves the right to reject any and all bids and/or waive any irregularity in any bid received. If the District awards the Contract, the security of unsuccessful bidder(s) shall be returned within sixty (60) days from the time the award is made. Unless otherwise required by law, no bidder may withdraw its bid for ninety (90) days after the date of the bid opening.
23. The specifications for the project include particular systems, products and/or materials that have been specifically identified by manufacturer for which no or-equals, or substitutions are allowed. Refer to the District approved Resolution #2019-43, dated 04/16/19.

Published:

April 18, 2019

April 25, 2019

END OF DOCUMENT

DOCUMENT 00 21 13

INSTRUCTIONS TO BIDDERS

Bidders shall follow the instructions in this document, and shall submit all documents, forms, and information required for consideration of a bid.

Lodi Unified School District ("District") will evaluate information submitted by the apparent low Bidder and, if incomplete or unsatisfactory to District, Bidder's bid may be rejected at the sole discretion of District.

1. Bids are requested for a general construction contract, or work described in general, for the following project ("Project" or "Contract"):

**2019 Fire Alarm Project – Phase 1 - Wagner Holt Elementary School
and Parklane Elementary School**

2. A Bidder and its subcontractors must possess the appropriate State of California contractors' license and must maintain the license throughout the duration of the project. Bidders must also be registered as a public works contractor with the Department of Industrial Relations pursuant to the Labor Code. Bids submitted by a contractor who is not properly licensed or registered shall be deemed nonresponsive and will not be considered.
3. The District has prequalified bidders pursuant to Public Contract Code section 20111.5. Only prequalified bidders will be eligible to submit a bid for this Project. Any bid submitted by a bidder who is not prequalified shall be deemed nonresponsive and will not be considered. Contractors can apply for pre-qualification via the District PQBids website at <https://pqbids.com/lodi/>.
4. District will receive sealed bids from bidders as stipulated in the Notice to Bidders.
 - a. All bids must be sealed in an envelope, marked with the name and address of the Bidder, name of the Project, the Project Number and/or bid number, and time of bid opening.
 - b. Bids must be submitted to the District Office by date and time shown in the Notice to Bidders.
 - c. Bids must contain all documents as required herein.
5. Bidders are advised that on the date that bids are opened, telephones will not be available at the District Offices for use by bidders or their representatives.
6. Bids will be opened at or after the time indicated for receipt of bids.
7. Bidders must submit bids on the documents titled Bid Form and Proposal, and must submit all other required District forms. Bids not submitted on the District's required forms shall be deemed nonresponsive and shall not be considered. Additional sheets required to fully respond to requested information are permissible.

8. Bidders shall not modify the Bid Form and Proposal or qualify their bids. Bidders shall not submit to the District a re-formatted, re-typed, altered, modified, or otherwise recreated version of the Bid Form and Proposal or other District-provided document.
9. Bids shall be clearly written and without erasure or deletions. District reserves the right to reject any bid containing erasures, deletions, or illegible contents.
10. Bidders must supply all information required by each Bid Document. Bids must be full and complete. District reserves the right in its sole discretion to reject any bid as nonresponsive as a result of any error or omission in the bid. Bidders must complete and submit all of the following documents with the Bid Form and Proposal:
 - a. Bid Bond on the District's form, or other security.
 - b. Designated Subcontractors List.
 - c. Site Visit Certification, if a site visit was required.
 - d. Non-Collusion Declaration.
 - e. Iran Contracting Act Certification, if contract value is \$1,000,000 or more.
 - f. Not used.
 - g. DVBE Certification form.
11. Bidders must submit with their bids cash, a cashier's check or a certified check payable to District, or a bid bond by an admitted surety insurer of not less than ten percent (10%) of amount of Base Bid, plus all additive alternates ("Bid Bond"). If Bidder chooses to provide a Bid Bond as security, Bidder must use the required form of corporate surety provided by District. The Surety on Bidder's Bid Bond must be an insurer admitted in the State of California and authorized to issue surety bonds in the State of California. Bids submitted without necessary bid security will be deemed nonresponsive and will not be considered.
12. If Bidder to whom the Contract is awarded fails or neglects to enter into the Contract and submit required bonds, insurance certificates, and all other required documents, within **SEVEN (7)** calendar days after the date of the Notice of Award, District may deposit Bid Bond, cash, cashier's check, or certified check for collection, and proceeds thereof may be retained by District as liquidated damages for failure of Bidder to enter into Contract, in the sole discretion of District. It is agreed that calculation of damages District may suffer as a result of Bidder's failure to enter into the Contract would be extremely difficult and impractical to determine and that the amount of the Bidder's required bid security shall be the agreed and conclusively presumed amount of damages.
13. Bidders must submit with the bid the Designated Subcontractors List for those subcontractors who will perform any portion of Work, including labor, rendering of service, or specially fabricating and installing a portion of the Work or improvement according to detailed drawings contained in the plans and specifications, in excess of one half of one percent (0.5%) of total bid. Failure to submit this list when required

by law shall result in bid being deemed nonresponsive and the bid will not be considered.

14. All of the listed subcontractors are required to be registered as a public works contractor with the Department of Industrial Relations pursuant to the Labor Code.
 - a. An inadvertent error in listing the California contractor license number on the Designated Subcontractors List shall not be grounds for filing a bid protest or grounds for considering the bid nonresponsive if the correct contractor's license number is submitted to the District within 24 hours after the bid opening and the corrected number corresponds with the submitted name and location for that subcontractor.
 - b. An inadvertent error listing an unregistered subcontractor shall not be grounds for filing a bid protest or grounds for considering the bid nonresponsive provided that any of the following apply:
 - (1) The subcontractor is registered prior to the bid opening.
 - (2) The subcontractor is registered and has paid the penalty registration fee within 24 hours after the bid opening.
 - (3) The subcontractor is replaced by another registered subcontractor pursuant to Public Contract Code section 4107.
15. If a mandatory pre-bid conference and site visit ("Site Visit") is required as referenced in the Notice to Bidders, then Bidders must submit the Site Visit Certification with their Bid. District will transmit to all prospective Bidders of record such Addenda as District in its discretion considers necessary in response to questions arising at the Site Visit. Oral statements shall not be relied upon and will not be binding or legally effective. Addenda issued by the District as a result of the Site Visit, if any, shall constitute the sole and exclusive record and statement of the results of the Site Visit.
16. Bidders shall submit the Non-Collusion Declaration with their bids. Bids submitted without the Non-Collusion Declaration shall be deemed nonresponsive and will not be considered.
17. The Contractor and all Subcontractors under the Contractor shall pay all workers on all work performed pursuant to the Contract not less than the general prevailing rate of per diem wages and the general prevailing rate for holiday and overtime work as determined by the Director of the Department of Industrial Relations, State of California, for the type of work performed and the locality in which the work is to be performed within the boundaries of the District, pursuant to sections 1770 et seq. of the California Labor Code. Copies of the general prevailing rates of per diem wages for each craft, classification, or type of worker needed to execute the Contract, as determined by Director of the Department of Industrial Relations, are available upon request at the District's principal office. Prevailing wage rates are also available on the internet at <http://www.dir.ca.gov>.
18. Not used.
19. Not used.

20. Section 17076.11 of the Education Code requires school districts using funds allocated pursuant to the State of California School Facility Program for the construction and/or modernization of school building(s) to have a participation goal for disabled veteran business enterprises ("DVBE") of at least three percent (3%) per year of the overall dollar amount expended on projects that receive state funding or demonstrate its good faith effort to solicit DVBE participation in this Contract. In order to meet this requirement by demonstrating a good faith effort, Bidder must advertise for DVBE-certified subcontractors and suppliers before submitting its Bid. For any project that is at least partially state-funded, the lowest responsive responsible Bidder awarded the Contract must submit certification of compliance with the procedures for implementation of DVBE contracting goals with its signed Agreement. DVBE Certification form is attached. Submit this form with your bid.
21. Submission of bid signifies careful examination of Contract Documents and complete understanding of the nature, extent, and location of Work to be performed. Bidders must complete the tasks listed below as a condition to bidding, and submission of a bid shall constitute the Bidder's express representation to District that Bidder has fully completed the following:
 - a. Bidder has visited the Site, if required, and has examined thoroughly and understood the nature and extent of the Contract Documents, Work, Site, locality, actual conditions, as-built conditions, and all local conditions and federal, state and local laws, and regulations that in any manner may affect cost, progress, performance, or furnishing of Work or that relate to any aspect of the means, methods, techniques, sequences, or procedures of construction to be employed by Bidder and safety precautions and programs incident thereto;
 - b. Bidder has conducted or obtained and has understood all examinations, investigations, explorations, tests, reports, and studies that pertain to the subsurface conditions, as-built conditions, underground facilities, and all other physical conditions at or contiguous to the Site or otherwise that may affect the cost, progress, performance, or furnishing of Work, as Bidder considers necessary for the performance or furnishing of Work at the Contract Sum, within the Contract Time, and in accordance with the other terms and conditions of Contract Documents, including specifically the provisions of the General Conditions; and no additional examinations, investigations, explorations, tests, reports, studies, or similar information or data are or will be required by Bidder for such purposes;
 - c. Bidder has correlated its knowledge and the results of all such observations, examinations, investigations, explorations, tests, reports, and studies with the terms and conditions of the Contract Documents;
 - d. Bidder has given the District prompt written notice of all conflicts, errors, ambiguities, or discrepancies that it has discovered in or among the Contract Documents and the actual conditions, and the written resolution(s) thereof by the District is/are acceptable to Bidder;
 - e. Bidder has made a complete disclosure in writing to the District of all facts bearing upon any possible interest, direct or indirect, that Bidder believes any representative of the District or other officer or employee of the District

presently has or will have in this Contract or in the performance thereof or in any portion of the profits thereof;

- f. Bidder must, prior to bidding, perform the work, investigations, research, and analysis required by this document and that Bidder represented in its Bid Form and Proposal and the Agreement that it performed prior to bidding. Contractor under this Contract is charged with all information and knowledge that a reasonable bidder would ascertain from having performed this required work, investigation, research, and analysis. Bid prices must include entire cost of all work "incidental" to completion of the Work.
- g. Conditions Shown on the Contract Documents: Information as to underground conditions, as-built conditions, or other conditions or obstructions, indicated in the Contract Documents, e.g., on Drawings or in Specifications, has been obtained with reasonable care, and has been recorded in good faith. However, District only warrants, and Bidder may only rely, on the accuracy of limited types of information.
 - (1) As to above-ground conditions or as-built conditions shown or indicated in the Contract Documents, there is no warranty, express or implied, or any representation express or implied, that such information is correctly shown or indicated. This information is verifiable by independent investigation and Bidder is required to make such verification as a condition to bidding. In submitting its Bid, Bidder shall rely on the results of its own independent investigation. In submitting its Bid, Bidder shall not rely on District-supplied information regarding above-ground conditions or as-built conditions.
 - (2) As to any subsurface condition shown or indicated in the Contract Documents, Bidder may rely only upon the general accuracy of actual reported depths, actual reported character of materials, actual reported soil types, actual reported water conditions, or actual obstructions shown or indicated. District is not responsible for the completeness of such information for bidding or construction; nor is District responsible in any way for any conclusions or opinions that the Bidder has drawn from such information; nor is the District responsible for subsurface conditions that are not specifically shown (for example, District is not responsible for soil conditions in areas contiguous to areas where a subsurface condition is shown).
- h. Conditions Shown in Reports and Drawings Supplied for Informational Purposes: Reference is made to the document entitled Geotechnical Data, and the document entitled Existing Conditions, for identification of:
 - (1) Subsurface Conditions: Those reports of explorations and tests of subsurface conditions at or contiguous to the Site that have been utilized by Architect in preparing the Contract Documents; and
 - (2) Physical Conditions: Those drawings of physical conditions in or relating to existing surface or subsurface structures at or contiguous to the Site that has been utilized by Architect in preparing the Contract Documents.

- (3) These reports and drawings are **not** Contract Documents and, except for any “technical” data regarding subsurface conditions specifically identified in Geotechnical Data and Existing Conditions, and underground facilities data, Bidder may not in any manner rely on the information in these reports and drawings. Subject to the foregoing, Bidder must make its own independent investigation of all conditions affecting the Work and must not rely on information provided by District.
22. Bids shall be based on products and systems specified in Contract Documents or listed by name in Addenda. Whenever in the Specifications any materials, process, or article is indicated or specified by grade, patent, or proprietary name, or by name of manufacturer, that Specification shall be deemed to be followed by the words “or equal.” Bidder may, unless otherwise stated, offer any material, process, or article that shall be substantially equal or better in every respect to that so indicated or specified. The District is not responsible and/or liable in any way for a Contractor’s damages and/or claims related, in any way, to that Contractor’s basing its bid on any requested substitution that the District has not approved in advance and in writing. Contractors and materials suppliers who submit requests for substitutions prior to the award of the Contract must do so in writing and in compliance with Public Contract Code section 3400. All requests must comply with the following:
- a. District must receive any notice of request for substitution of a specified item a minimum of **TEN (10)** calendar days prior to bid opening. The Successful Bidder will not be allowed to substitute specified items unless properly noticed.
 - b. Within 35 days after the date of the Notice of Award, the Successful Bidder shall submit data substantiating the request(s) for all substitution(s) containing sufficient information to assess acceptability of product or system and impact on Project, including, without limitation, the requirements specified in the Special Conditions and the Specifications. Insufficient information shall be grounds for rejection of substitution.
 - c. Approved substitutions, if any, shall be listed in Addenda. District reserves the right not to act upon submittals of substitutions until after bid opening.
 - d. Substitutions may be requested after Contract has been awarded only if indicated in and in accordance with requirements specified in the Special Conditions and the Specifications.
23. Bidders may examine any available “as-built” drawings of previous work by giving District reasonable advance notice. District will not be responsible for accuracy of “as-built” drawings. The document entitled Existing Conditions applies to all supplied “as-built” drawings.
24. All questions about the meaning or intent of the Contract Documents are to be directed via email to the District to Vickie Brum, Planning Analyst at vbrum@lodiUSD.net. Interpretations or clarifications considered necessary by the District in response to such questions will be issued in writing by Addenda and will be made available to all parties recorded by the District as having attended the pre-bid conference and site visit, and made available as posted on the District’s website at <https://www.lodiUSD.net/district/departments/business-services/facilities-and->

planning. Questions received less than **SEVEN (7)** calendar days prior to the date for opening bids may not be answered. Only questions answered by formal written Addenda will be binding. Oral and other interpretations or clarifications will be without legal effect.

25. Addenda may also be issued to modify other parts of the Contract Documents as deemed advisable by the District.
26. Each Bidder must acknowledge each Addendum in its Bid Form and Proposal by number or its Bid shall be considered non-responsive. Each Addendum shall be part of the Contract Documents. A complete listing of Addenda may be secured from the District.
27. This Contract may include alternates. Alternates are defined as alternate products, materials, equipment, systems, methods, or major elements of the construction that may, at the District's option and under terms established in the Contract and pursuant to section 20103.8 of the Public Contract Code, be selected for the Work.
28. The District shall award the Contract, if it awards it at all, to the lowest responsive responsible bidder based on the criteria as indicated in the Notice to Bidders. In the event two or more responsible bidders submit identical bids, the District shall select the Bidder to whom to award the Contract by lot.
29. Discrepancies between written words and figures, or words and numerals, will be resolved in favor of figures or numerals.
30. Bidders in contention for contract awards shall be required to attend a Post-Bid interview, which will be set within three (3) calendar days following bid opening. A duly authorized representative of the apparent low bidder is required to attend the Post Bid Interview, in person. The apparent low bidder's authorized representative(s) must have (1) knowledge of how the bid submitted was prepared, (2) the person responsible for supervising performance of the Work, and (3) the authority to bind the apparent low bidder. Failure to attend the Post Bid Interview as scheduled will be considered just cause for the District to reject the Bid as nonresponsive.
31. Any bid protest by any Bidder regarding any other bid must be submitted in writing to the District, before 5:00 p.m. of the **THIRD (3rd)** business day following bid opening.
 - a. Only a Bidder who has actually submitted a bid, and who could be awarded the Contract if the bid protest is upheld, is eligible to submit a bid protest. Subcontractors are not eligible to submit bid protests. A Bidder may not rely on the bid protest submitted by another Bidder.
 - b. A bid protest must contain a complete statement of any and all bases for the protest and all supporting documentation. Materials submitted after the bid protest deadline will not be considered.
 - c. The protest must refer to the specific portions of all documents that form the basis for the protest.

- (1) Without limitation to any other basis for protest, an inadvertent error in listing the California contractor's license number on the Designated Subcontractors List shall not be grounds for filing a bid protest or grounds for considering the bid nonresponsive if the correct contractor's license number is submitted to the District within 24 hours after the bid opening and the corrected number corresponds with the submitted name and location for that subcontractor.
 - (2) Without limitation to any other basis for protest, an inadvertent error listing an unregistered subcontractor shall not be grounds for filing a bid protest or grounds for considering the bid nonresponsive provided that any of the following apply:
 - (i) The subcontractor is registered prior to the bid opening.
 - (ii) The subcontractor is registered and has paid the penalty registration fee within 24 hours after the bid opening.
 - (iii) The subcontractor is replaced by another registered subcontractor pursuant to Public Contract Code section 4107.
 - d. The protest must include the name, address and telephone number of the person representing the protesting party.
 - e. The party filing the protest must concurrently transmit a copy of the protest and any attached documentation to all other parties with a direct financial interest that may be adversely affected by the outcome of the protest. Such parties shall include all other bidders or proposers who appear to have a reasonable prospect of receiving an award depending upon the outcome of the protest.
 - f. The procedure and time limits set forth in this paragraph are mandatory and are each bidder's sole and exclusive remedy in the event of bid protest. Failure to comply with these procedures shall constitute a waiver of any right to further pursue the bid protest, including filing a Government Code Claim or legal proceedings.
32. The Bidder to whom Contract is awarded shall execute and submit the following documents by 5:00 p.m. of the **SEVENTH (7th)** calendar day following the date of the Notice of Award. Failure to properly and timely submit these documents entitles District to reject the bid as nonresponsive.
- a. Agreement: To be executed by successful Bidder. Submit four (4) copies, each bearing an original signature.
 - b. Escrow of Bid Documentation: This must include all required documentation. See the document titled Escrow Bid Documentation for more information.
 - c. Performance Bond (100%): On the form provided in the Contract Documents and fully executed as indicated on the form.

- d. Payment Bond (Contractor's Labor and Material Bond) (100%): On the form provided in the Contract Documents and fully executed as indicated on the form.
 - e. Insurance Certificates and Endorsements as required.
 - f. Workers' Compensation Certification.
 - g. Prevailing Wage and Related Labor Requirements Certification.
 - h. Not used.
 - i. Drug-Free Workplace Certification.
 - j. Tobacco-Free Environment Certification.
 - k. Hazardous Materials Certification.
 - l. Lead-Based Materials Certification.
 - m. Imported Materials Certification.
 - n. Criminal Background Investigation/Fingerprinting Certification.
 - o. Not used.
 - p. Not used.
 - q. Registered Subcontractors List: Must include Department of Industrial Relations (DIR) registration number of each subcontractor for all tiers.
33. Time for Completion: District may issue a Notice to Proceed within **NINETY (90)** days from the date of the Notice of Award. Once Contractor has received the Notice to Proceed, Contractor shall complete the Work within the period of time indicated in the Contract Documents.
- a. In the event that the District desires to postpone issuing the Notice to Proceed beyond this 90-day period, it is expressly understood that with reasonable notice to the Contractor, the District may postpone issuing the Notice to Proceed.
 - b. It is further expressly understood by Contractor that Contractor shall not be entitled to any claim of additional compensation as a result of the postponement of the issuance of the Notice to Proceed beyond a 90-day period. If the Contractor believes that a postponement of issuance of the Notice to Proceed will cause a hardship to the Contractor, the Contractor may terminate the Contract. Contractor's termination due to a postponement beyond this 90-day period shall be by written notice to District within **TEN (10)** calendar days after receipt by Contractor of District's notice of postponement.
 - c. It is further understood by the Contractor that in the event that Contractor terminates the Contract as a result of postponement by the District, the

District shall only be obligated to pay Contractor for the Work that Contractor had performed at the time of notification of postponement and which the District had in writing authorized Contractor to perform prior to issuing a Notice to Proceed.

- d. Should the Contractor terminate the Contract as a result of a notice of postponement, District shall have the authority to award the Contract to the next lowest responsive responsible bidder.
- 34. District reserves the right to reject any or all bids, including without limitation the right to reject any or all nonconforming, nonresponsive, unbalanced, or conditional bids, to re-bid, and to reject the bid of any bidder if District believes that it would not be in the best interest of the District to make an award to that bidder, whether because the bid is not responsive or the bidder is unqualified or of doubtful financial ability or fails to meet any other pertinent standard or criteria established by District. District also reserves the right to waive any inconsequential deviations or irregularities in any bid. For purposes of this paragraph, an "unbalanced bid" is one having nominal prices for some work items and/or enhanced prices for other work items.
- 35. It is the policy of the District that no qualified person shall be excluded from participating in, be denied the benefits of, or otherwise be subjected to discrimination in any consideration leading to the award of contract, based on race, color, gender, sexual orientation, political affiliation, age, ancestry, religion, marital status, national origin, medical condition or disability. The Successful Bidder and its subcontractors shall comply with applicable federal and state laws, including, but not limited to the California Fair Employment and Housing Act, beginning with Government Code section 12900, and Labor Code section 1735.
- 36. Prior to the award of Contract, District reserves the right to consider the responsibility of the Bidder. District may conduct investigations as District deems necessary to assist in the evaluation of any bid and to establish the responsibility, including, without limitation, qualifications and financial ability of Bidders, proposed subcontractors, suppliers, and other persons and organizations to perform and furnish the Work in accordance with the Contract Documents to District's satisfaction within the prescribed time.

END OF DOCUMENT

DOCUMENT 00 21 13.1

BIDDER INFORMATION AND FORMS

Pre-qualification in compliance with Public Contract Code section 20111.6 is required for this project. The District's Pre-qualification Application is done on-line, and is available at <https://pgbids.com/loji/>. Pursuant to California Public Contract Code section 20111.6 all General, Mechanical, Electrical and Plumbing contactors/subcontractors on this project shall be pre-qualified utilizing the same pre-qualification application. The District must receive applications at least ten (10) business days prior to the scheduled proposal submission deadline on this advertised project.

END OF DOCUMENT

DOCUMENT 00 31 19

EXISTING CONDITIONS

1. Summary

This document describes existing conditions at or near the Project, and use of information available regarding existing conditions. This document is **not** part of the Contract Documents. See General Conditions for definition(s) of terms used herein.

2. Reports and Information on Existing Conditions

- a. Documents providing a general description of the Site and conditions of the Work may have been collected by the Lodi Unified School District ("District"), its consultants, contractors, and tenants. These documents may, but are not required to, include previous contracts, contract specifications, tenant improvement contracts, as-built drawings, utility drawings, and information regarding underground facilities.
- b. Information regarding existing conditions may be inspected at the District offices or the Construction Manager's offices, if any, and copies may be obtained at cost of reproduction and handling upon Bidder's agreement to pay for such copies. These reports, documents, and other information are **not** part of the Contract Documents. These reports, documents, and other information do **not** excuse Contractor from fulfilling Contractor's obligation to independently investigate any or all existing conditions or from using reasonable prudent measures to avoid damaging existing improvements.
- c. Information regarding existing conditions may also be included in the Project Manual, but shall **not** be considered part of the Contract Documents.
- d. Prior to commencing this Work, Contractor and the District's representative shall survey the Site to document the condition of the Site. Contractor will record the survey in digital videotape format and provide an electronic copy to the District within fourteen (14) days of the survey.
- e. Contractor may also document any pre-existing conditions in writing, provided that both the Contractor and the District's representative agree on said conditions and sign a memorandum documenting the same.
- f. The reports and other data or information regarding existing conditions and underground facilities at or contiguous to the Project are the following:

(1) TBD

3. Use of Information

- a. Information regarding existing conditions was obtained only for use of District and its consultants, contractors, and tenants for planning and design and is **not** part of the Contract Documents.

- b. District does not warrant, and makes no representation regarding, the accuracy or thoroughness of any information regarding existing conditions. Bidder represents and agrees that in submitting a bid it is not relying on any information regarding existing conditions supplied by District.
 - c. Under no circumstances shall District be deemed to warrant or represent existing above-ground conditions, as-built conditions, or other actual conditions, verifiable by independent investigation. These conditions are verifiable by Bidder by the performance of its own independent investigation that Bidder must perform as a condition to bidding and Bidder should not and shall not rely on this information or any other information supplied by District regarding existing conditions.
 - d. Any information shown or indicated in the reports and other data supplied herein with respect to existing underground facilities at or contiguous to the Project may be based upon information and data furnished to District by the District's employees and/or consultants or builders of such underground facilities or others. District does not assume responsibility for the completeness of this information, and Bidder is solely responsible for any interpretation or conclusion drawn from this information.
 - e. District shall be responsible only for the general accuracy of information regarding underground facilities, and only for those underground facilities that are owned by District, and only where Bidder has conducted the independent investigation required of it pursuant to the Instructions to Bidders, and discrepancies are not apparent.
4. Investigations/Site Examinations
- a. Before submitting a bid, each Bidder is responsible for conducting or obtaining any additional or supplementary examinations, investigations, explorations, tests, studies, and data concerning conditions (surface, subsurface, and underground facilities) at or contiguous to the Site or otherwise, that may affect cost, progress, performance, or furnishing of Work or that relate to any aspect of the means, methods, techniques, sequences, or procedures of construction to be employed by Bidder and safety precautions and programs incident thereto or that Bidder deems necessary to determine its Bid for performing and furnishing the Work in accordance with the time, price, and other terms and conditions of Contract Documents.
 - b. On request, District will provide each Bidder access to the Site to conduct such examinations, investigations, explorations, tests, and studies, as each Bidder deems necessary for submission of a bid. Bidders must fill all holes and clean up and restore the Site to its former condition upon completion of its explorations, investigations, tests, and studies. Such investigations and Site examinations may be performed during any and all Site visits indicated in the Notice to Bidders and only under the provisions of the Contract Documents, including, but not limited to, proof of insurance and obligation to indemnify against claims arising from such work, and District's prior approval.

END OF DOCUMENT

DOCUMENT 00 31 32

GEOTECHNICAL DATA

Not Used.

END OF DOCUMENT

DOCUMENT 00 41 13

BID FORM AND PROPOSAL

To: Governing Board of the Lodi Unified School District ("District" or "Owner")

From: _____
(Proper Name of Bidder)

The undersigned declares that Bidder has read and understands the Contract Documents, including, without limitation, the Notice to Bidders and the Instructions to Bidders, and agrees and proposes to furnish all necessary labor, materials, and equipment to perform and furnish all work in accordance with the terms and conditions of the Contract Documents, including, without limitation, the Drawings and Specifications of Project Nos. **0864-8044 & 0863-8043** for the following project known as:

**2019 Fire Alarm Project – Phase 1 – Wagner Holt Elementary
School and Parklane Elementary School**

1. ("Project" or "Contract") and will accept in full payment for that Work the following total lump sum amount, all taxes included:

Wagner Holt Elementary School (Project #0864-8044)

_____ Dollars \$ _____
Base Bid

Parklane Elementary School (Project #0863-8043)

_____ Dollars \$ _____
Base Bid

TOTAL BASE BID, equals sum of the base bid for Project #0864-8044 + Project #0863-8043

_____ dollars \$ _____
<i>TOTAL BASE BID</i>

2. Additive/Deductive Alternates: Not used

3. Allowances: The Bidder's Base Bid shall **NOT** include the following potential Allowance(s). The District will add some or all of the following Allowance(s) amount(s) to the successful bidder's Contract, at the District's discretion. Contractor shall be permitted to invoice for Work under an Allowance in the identical structure as a Change Order.

Wagner Holt Elementary School (Project #0864-8044) Allowance #1: Allowance for unforeseen conditions	\$40,000.00
Wagner Holt Elementary School (Project #0864-8044) Allowance #2: Allowance for Asbestos/Lead sampling, testing and reports	\$12,000.00

Parklane Elementary School (Project #0863-8043) Allowance #1: Allowance for unforeseen conditions	\$40,000.00
--	-------------

[Remainder of page left intentionally blank]

Additional Detail Regarding Calculation of Base Bid

1. **Allowance.** The Bidder's Base Bid shall not include an allowance for unforeseen items, see Bid Form. The above allowance shall only be allocated for unforeseen items relating to the Work. Contractor shall not bill for or be due any portion of this allowance unless the District has identified specific work, Contractor has submitted a price for that work or the District has proposed a price for that work, the District has accepted the cost for that work, and the District has prepared an Allowance Expenditure Directive incorporating that work. Contractor hereby authorizes the District to execute a unilateral deductive change order at or near the end of the Project for all or any portion of the allowance not allocated.
2. **OCIP.** Not used.
3. The undersigned has reviewed the Work outlined in the Contract Documents and fully understands the scope of Work required in this Proposal, understands the construction and project management function(s) is described in the Contract Documents, and that each Bidder who is awarded a contract shall be in fact a prime contractor, not a subcontractor, to the District, and agrees that its Proposal, if accepted by the District, will be the basis for the Bidder to enter into a contract with the District in accordance with the intent of the Contract Documents.
4. The undersigned has notified the District in writing of any discrepancies or omissions or of any doubt, questions, or ambiguities about the meaning of any of the Contract Documents, and has contacted the Construction Manager before bid date to verify the issuance of any clarifying Addenda.
5. The undersigned agrees to commence work under this Contract on the date established in the Contract Documents and to complete all work within the time specified in the Contract Documents.
6. The liquidated damages clause of the General Conditions and Agreement is hereby acknowledged.
7. It is understood that the District reserves the right to reject this bid and that the bid shall remain open to acceptance and is irrevocable for a period of ninety (90) days.
8. The following documents are attached hereto:
 - Bid Bond on the District's form or other security
 - Designated Subcontractors List
 - Site Visit Certification
 - Non-Collusion Declaration
 - Iran Contracting Act Certification
 - DVBE Certificate

9. Receipt and acceptance of the following Addenda is hereby acknowledged:

No. _____, Dated _____	No. _____, Dated _____
No. _____, Dated _____	No. _____, Dated _____
No. _____, Dated _____	No. _____, Dated _____

10. Bidder acknowledges that the license required for performance of the Work is a _____ license.
11. Bidder hereby certifies that Bidder is able to furnish labor that can work in harmony with all other elements of labor employed or to be employed on the Work.
12. Bidder specifically acknowledges and understands that if it is awarded the Contract, that it shall perform the Work of the Project while complying with all requirements of the Department of Industrial Relations.
13. Bidder hereby certifies that its bid includes sufficient funds to permit Bidder to comply with all local, state or federal labor laws or regulations during the Project, including payment of prevailing wage, and that Bidder will comply with the provisions of Labor Code section 2810(d) if awarded the Contract
14. Not used.
15. Not used.
16. Bidder represents that it is competent, knowledgeable, and has special skills with respect to the nature, extent, and inherent conditions of the Work to be performed. Bidder further acknowledges that there are certain peculiar and inherent conditions existent in the construction of the Work that may create, during the Work, unusual or peculiar unsafe conditions hazardous to persons and property.
17. Bidder expressly acknowledges that it is aware of such peculiar risks and that it has the skill and experience to foresee and to adopt protective measures to adequately and safely perform the Work with respect to such hazards.
18. Bidder expressly acknowledges that it is aware that if a false claim is knowingly submitted (as the terms "claim" and "knowingly" are defined in the California False Claims Act, Gov. Code, § 12650 et seq.), the District will be entitled to civil remedies set forth in the California False Claim Act. It may also be considered fraud and the Contractor may be subject to criminal prosecution.
19. The undersigned Bidder certifies that it is, at the time of bidding, and shall be throughout the period of the Contract, licensed by the State of California to do the type of work required under the terms of the Contract Documents and registered as a public works contractor with the Department of Industrial Relations. Bidder further certifies that it is regularly engaged in the general class and type of work called for in the Contract Documents.

Furthermore, Bidder hereby certifies to the District that all representations, certifications, and statements made by Bidder, as set forth in this bid form, are true and correct and are made under penalty of perjury.

Dated this _____ day of _____ 20 ____

Name of Bidder: _____

Type of Organization: _____

Signed by: _____

Title of Signer: _____

Address of Bidder: _____

Taxpayer Identification No. of Bidder: _____

Telephone Number: _____

Fax Number: _____

E-mail: _____ Web Page: _____

Contractor's License No(s): No.: _____ Class: _____ Expiration Date: _____

No.: _____ Class: _____ Expiration Date: _____

No.: _____ Class: _____ Expiration Date: _____

Public Works Contractor Registration No.: _____

END OF DOCUMENT

DOCUMENT 00 43 13

BID BOND

(Note: If Bidder is providing a bid bond as its bid security, Bidder must use this form, NOT a surety company form.)

KNOW ALL PERSONS BY THESE PRESENTS:

That the undersigned, _____, as Principal ("Principal"),

and _____, as
Surety ("Surety"), a corporation organized and existing under and by virtue of the laws of
the State of California and authorized to do business as a surety in the State of California,
are held and firmly bound unto the Lodi Unified School District ("District") of San Joaquin
County, State of California, as Obligee, in an amount equal to ten percent (10%) of the
Base Bid plus alternates, in the sum of

_____ Dollars (\$ _____)

lawful money of the United States of America, for the payment of which sum well and truly
to be made, we, and each of us, bind ourselves, our heirs, executors, administrators,
successors, and assigns, jointly and severally, firmly by these presents.

THE CONDITION OF THIS OBLIGATION IS SUCH that whereas the Principal has submitted a
bid to the District for all Work specifically described in the accompanying bid for the
following project: 2019 Fire Alarm Projects ("Project" or "Contract").

NOW, THEREFORE, if the Principal is awarded the Contract and, within the time and manner
required under the Contract Documents, after the prescribed forms are presented to
Principal for signature, enters into a written contract, in the prescribed form in accordance
with the bid, and files two bonds, one guaranteeing faithful performance and the other
guaranteeing payment for labor and materials as required by law, and meets all other
conditions to the Contract between the Principal and the Obligee becoming effective, or if
the Principal shall fully reimburse and save harmless the Obligee from any damage
sustained by the Obligee through failure of the Principal to enter into the written contract
and to file the required performance and labor and material bonds, and to meet all other
conditions to the Contract between the Principal and the Obligee becoming effective, then
this obligation shall be null and void; otherwise, it shall be and remain in full force and
effect. The full payment of the sum stated above shall be due immediately if Principal fails
to execute the Contract within ten (10) days of the date of the District's Notice of Award to
Principal.

Surety, for value received, hereby stipulates and agrees that no change, extension of time,
alteration or addition to the terms of the Contract or the call for bids, or to the work to be
performed thereunder, or the specifications accompanying the same, shall in any way affect
its obligation under this bond, and it does hereby waive notice of any such change,
extension of time, alteration or addition to the terms of the Contract or the call for bids, or
to the work, or to the specifications.

In the event suit is brought upon this bond by the Obligee and judgment is recovered, the Surety shall pay all costs incurred by the Obligee in such suit, including a reasonable attorneys' fee to be fixed by the Court.

If the District awards the bid, the security of unsuccessful bidder(s) shall be returned within sixty (60) days from the time the award is made. Unless otherwise required by law, no bidder may withdraw its bid for ninety (90) days after the date of the bid opening.

IN WITNESS WHEREOF, this instrument has been duly executed by the Principal and Surety above named, on the _____ day of _____, 20____.

Principal

By

Surety

By

Name of California Agent of Surety

Address of California Agent of Surety

Telephone Number of California Agent of Surety

Bidder must attach Power of Attorney and Certificate of Authority for Surety and a Notarial Acknowledgment for all Surety's signatures. The California Department of Insurance must authorize the Surety to be an admitted Surety Insurer.

END OF DOCUMENT

DOCUMENT 00 43 36

DESIGNATED SUBCONTRACTORS LIST
(Public Contact Code Sections 4100-4114)

2019 Fire Alarm Project – Phase 1 – Wagner Holt Elementary
School and Parklane Elementary School

Bidder acknowledges and agrees that it must clearly set forth below the name, location and California contractor license number of each subcontractor who will perform work or labor or render service to the Bidder in or about the construction of the Work or who will specially fabricate and install a portion of the Work according to detailed drawings contained in the plans and specifications in an amount in excess of one-half of one percent (0.5%) of Bidder's total Base Bid and the kind of Work that each will perform. Vendors or suppliers of materials only do not need to be listed.

Bidder acknowledges and agrees that, if Bidder fails to list as to any portion of Work, or if Bidder lists more than one subcontractor to perform the same portion of Work, Bidder must perform that portion itself or be subjected to penalty under applicable law. In case more than one subcontractor is named for the same kind of Work, state the portion of the kind of Work that each subcontractor will perform.

If alternate bid(s) is/are called for and Bidder intends to use subcontractors different from or in addition to those subcontractors listed for work under the Base Bid, Bidder must list subcontractors that will perform Work in an amount in excess of one half of one percent (0.5%) of Bidder's total Base Bid plus alternate(s).

If further space is required for the list of proposed subcontractors, attach additional copies of page 2 showing the required information, as indicated below.

Subcontractor Name: _____

CA Cont. Lic. #: _____ Location: _____

Portion of Work: _____

Subcontractor Name: _____

CA Cont. Lic. #: _____ Location: _____

Portion of Work: _____

Subcontractor Name: _____

CA Cont. Lic. #: _____ Location: _____

Portion of Work: _____

Subcontractor Name: _____

CA Cont. Lic. #: _____ Location: _____

Portion of Work: _____

Subcontractor Name: _____

CA Cont. Lic. #: _____ Location: _____

Portion of Work: _____

Subcontractor Name: _____

CA Cont. Lic. #: _____ Location: _____

Portion of Work: _____

Subcontractor Name: _____

CA Cont. Lic. #: _____ Location: _____

Portion of Work: _____

Subcontractor Name: _____

CA Cont. Lic. #: _____ Location: _____

Portion of Work: _____

Subcontractor Name: _____

CA Cont. Lic. #: _____ Location: _____

Portion of Work: _____

Subcontractor Name: _____

CA Cont. Lic. #: _____ Location: _____

Portion of Work: _____

Date: _____

Proper Name of Bidder: _____

Signature: _____

Print Name: _____

Title: _____

END OF DOCUMENT

DOCUMENT 00 45 01

SITE VISIT CERTIFICATION

Not Used.

END OF DOCUMENT

DOCUMENT 00 45 19

NON-COLLUSION DECLARATION
(Public Contract Code Section 7106)

The undersigned declares:

I am the _____ of _____, the party making the foregoing bid.
[Title] [Name of Firm]

The bid is not made in the interest of, or on behalf of, any undisclosed person, partnership, company, association, organization, or corporation. The bid is genuine and not collusive or sham. The bidder has not directly or indirectly induced or solicited any other bidder to put in a false or sham bid. The bidder has not directly or indirectly colluded, conspired, connived, or agreed with any bidder or anyone else to put in a sham bid, or to refrain from bidding. The bidder has not in any manner, directly or indirectly, sought by agreement, communication, or conference with anyone to fix the bid price of the bidder or any other bidder, or to fix any overhead, profit, or cost element of the bid price, or of that of any other bidder. All statements contained in the bid are true. The bidder has not, directly or indirectly, submitted his or her bid price or any breakdown thereof, or the contents thereof, or divulged information or data relative thereto, to any corporation, partnership, company, association, organization, bid depository, or to any member or agent thereof, to effectuate a collusive or sham bid, and has not paid, and will not pay, any person or entity for such purpose.

Any person executing this declaration on behalf of a bidder that is a corporation, partnership, joint venture, limited liability company, limited liability partnership, or any other entity, hereby represents that he or she has full power to execute, and does execute, this declaration on behalf of the bidder.

I declare under penalty of perjury under the laws of the State of California that the foregoing is true and correct and that this declaration is executed on _____,
[Date]

at _____, _____.
[City] [State]

Date: _____

Proper Name of Bidder: _____

Signature: _____

Print Name: _____

Title: _____

END OF DOCUMENT

DOCUMENT 00 45 19.01

IRAN CONTRACTING ACT CERTIFICATION
(Public Contract Code Sections 2202-2208)

PROJECT/CONTRACT NO.: _____ between the Lodi Unified School District ("District") and _____ ("Contractor" or "Bidder") ("Contract" or "Project").

Prior to bidding on or submitting a proposal for a contract for goods or services of \$1,000,000 or more, the bidder/proposer must submit this certification pursuant to Public Contract Code section 2204.

The bidder/proposer must complete **ONLY ONE** of the following two options. To complete OPTION 1, check the corresponding box **and** complete the certification below. To complete OPTION 2, check the corresponding box, complete the certification below, and attach documentation demonstrating the exemption approval.

- ☐ **OPTION 1.** Bidder/Proposer is not on the current list of persons engaged in investment activities in Iran created by the California Department of General Services ("DGS") pursuant to Public Contract Code section 2203(b), and we are not a financial institution extending twenty million dollars (\$20,000,000) or more in credit to another person, for 45 days or more, if that other person will use the credit to provide goods or services in the energy sector in Iran and is identified on the current list of persons engaged in investment activities in Iran created by DGS.
- ☐ **OPTION 2.** Bidder/Proposer has received a written exemption from the certification requirement pursuant to Public Contract Code sections 2203(c) and (d). *A copy of the written documentation demonstrating the exemption approval is included with our bid/proposal.*

CERTIFICATION:

I, the official named below, CERTIFY UNDER PENALTY OF PERJURY, that I am duly authorized to legally bind the bidder/proposer to the OPTION selected above. This certification is made under the laws of the State of California.

<i>Vendor Name/Financial Institution (Printed)</i>	<i>Federal ID Number (or n/a)</i>
<i>By (Authorized Signature)</i>	
<i>Printed Name and Title of Person Signing</i>	<i>Date Executed</i>

END OF DOCUMENT

DOCUMENT 00 45 26

WORKERS' COMPENSATION CERTIFICATION

PROJECT/CONTRACT NO.: _____ between the Lodi Unified School District ("District") and _____ ("Contractor" or "Bidder") ("Contract" or "Project").

Labor Code section 3700, in relevant part, provides:

Every employer except the State shall secure the payment of compensation in one or more of the following ways:

- a. By being insured against liability to pay compensation by one or more insurers duly authorized to write compensation insurance in this state; and/or
- b. By securing from the Director of Industrial Relations a certificate of consent to self-insure, which may be given upon furnishing proof satisfactory to the Director of Industrial Relations of ability to self-insure and to pay any compensation that may become due to his employees.

I am aware of the provisions of section 3700 of the Labor Code which require every employer to be insured against liability for workers' compensation or to undertake self-insurance in accordance with the provisions of that code, and I will comply with such provisions before commencing the performance of the Work of this Contract.

Date: _____

Proper Name of Contractor: _____

Signature: _____

Print Name: _____

Title: _____

(In accordance with Labor Code sections 1860 and 1861, the above certificate must be signed and filed with the awarding body prior to performing any Work under this Contract.)

END OF DOCUMENT

DOCUMENT 00 45 46.01

**PREVAILING WAGE AND
RELATED LABOR REQUIREMENTS CERTIFICATION**

PROJECT/CONTRACT NO.: _____ between the Lodi Unified School
District ("District") and _____
("Contractor" or "Bidder") ("Contract" or "Project").

I hereby certify that I will conform to the State of California Public Works Contract requirements regarding prevailing wages, benefits, on-site audits with 48-hours' notice, payroll records, and apprentice and trainee employment requirements, for all Work on the above Project including, without limitation, labor compliance monitoring and enforcement by the Department of Industrial Relations.

Date: _____

Proper Name of Contractor: _____

Signature: _____

Print Name: _____

Title: _____

END OF DOCUMENT

DOCUMENT 00 45 46.02

**DISABLED VETERAN BUSINESS
ENTERPRISE PARTICIPATION CERTIFICATION**

PROJECT/CONTRACT NO.: _____ between the Lodi Unified School District ("District") and _____ ("Contractor" or "Bidder") ("Contract" or "Project").

GENERAL INSTRUCTIONS

Section 17076.11 of the Education Code requires school districts using, or planning to use, funds allocated pursuant to the State of California School Facility Program ("Program") for the construction and/or modernization of school buildings to have a participation goal for disabled veteran business enterprises ("DVBE") of at least three percent (3%) per year of the overall dollar amount expended each year by the school district on projects that receive state funding. Therefore, the lowest responsive responsible Bidder awarded the Contract must submit this document to the District with its executed Agreement, identifying the steps contractor took to solicit DVBE participation in conjunction with this Contract. **This form must be provided to the District at time of bid.**

PART I – Method of Compliance with DVBE Participation Goals. Check the appropriate box to indicate your method of committing the contract dollar amount.

YOUR BUSINESS ENTERPRISE IS:	AND YOU WILL	AND YOU WILL
1.01 <input type="checkbox"/> Disabled veteran owned and your forces will perform at least 3% of this Contract	Include a copy of your DVBE letter from Office of Small Business and Disabled Veterans Business Enterprise Services ("OSDS")*	Complete Part 1 of this form and the Certification
1.02 <input type="checkbox"/> Disabled veteran owned but is unable to perform 3% of this Contract with your forces	Use DVBE subcontractors /suppliers to bring the Contract participation to at least 3%	Include a copy of each DVBE's letter from OSDS (including yours, if applicable), and complete Part 1 of this form and the Certification
1.03 <input type="checkbox"/> NOT disabled veteran owned	Use DVBE subcontractors /suppliers for at least 3% of this Contract	
1.04 <input type="checkbox"/> Unable to meet the required participation goals	Complete all of this form and the Certification	

* A DVBE letter from OSDS is obtained from the participating DVBE.

You must complete the following table to show the dollar amount of DVBE participation:

	TOTAL CONTRACT PRICE
1.01 Prime Bidder, if DVBE (own participation)	\$
1.02 DVBE Subcontractor or Supplier	
A.	
B.	
C.	
D.	
1.03 Subtotal (A & B)	
1.04 Non-DVBE	
1.05 Total Bid	

PART II – Contacts. To identify DVBE subcontractors/suppliers for participation in your contract, you must contact each of the following categories. You should contact several DVBE organizations.

CATEGORY	TELEPHONE NUMBER	DATE CONTACTED	PERSON CONTACTED
A. The District, if any			*
B. OSDS, provides assistance locating DVBEs at https://caleprocure.ca.gov/pages/PublicSearch/supplier-search.aspx	(916) 375-4940		*
C. DVBE Organization (List)			*

*Write "recorded message" in this column, if applicable.

PART III – Advertisement. You must advertise for DVBE participation in both a trade and focus paper. List the advertisement you place to solicit DVBE participation. Advertisements should be published at least fourteen (14) days prior to bid/proposal opening; if you cannot advertise fourteen (14) days prior, advertisements should be published as soon as possible. Advertisements must include that your firm is seeking DVBE participation, the project name and location, and your firm’s name, your contact person, and telephone number. Attach copies of advertisements to this form.

FOCUS/TRADE PAPER NAME	CHECK ONE		DATE OF ADVERTISEMENT
	TRADE	FOCUS	

PART IV – DVBE Solicitations. List DVBE subcontractors/suppliers that were invited to bid. Use the following instructions to complete the remainder of this section (read the three columns as a sentence from left to right). If you need additional space to list DVBE solicitations, please use a separate page and attach to this form.

IF THE DVBE.....	THEN.....		AND.....	
was selected to participate	Check "YES" in the "SELECTED" column		include a copy of their DVBE letter(s) from OSDS	
was NOT selected to participate	Check "NO" in the "SELECTED" column		state why in the "REASON NOT SELECTED" column	
did not respond to your solicitation	Check the "NO RESPONSE" column.			
DVBE CONTACTED	SELECTED		REASON NOT SELECTED	NO RESPONSE
	YES	NO		

A copy of this form must be retained by you and may be subject to a future audit.

CERTIFICATION

I, _____, certify that I am the bidder's _____
and that I have made a diligent effort to ascertain the facts with regard to the
representations made herein. In making this certification, I am aware of section 12650 et
seq. of the Government Code providing for the imposition of treble damages for making
false claims.

Date: _____

Proper Name of Contractor: _____

Signature: _____

Print Name: _____

Title: _____

END OF DOCUMENT

DOCUMENT 00 45 46.03

DRUG-FREE WORKPLACE CERTIFICATION

PROJECT/CONTRACT NO.: _____ between the Lodi Unified School District ("District") and _____ ("Contractor" or "Bidder") ("Contract" or "Project").

This Drug-Free Workplace Certification form is required from the successful Bidder pursuant to Government Code section 8350 et seq., the Drug-Free Workplace Act of 1990. The Drug-Free Workplace Act of 1990 requires that every person or organization awarded a contract or grant for the procurement of any property or service from any state agency must certify that it will provide a drug-free workplace by doing certain specified acts. In addition, the Act provides that each contract or grant awarded by a state agency may be subject to suspension of payments or termination of the contract or grant, and the contractor or grantee may be subject to debarment from future contracting, if the contracting agency determines that specified acts have occurred.

The District is not a "state agency" as defined in the applicable section(s) of the Government Code, but the District is a local agency and public school district under California law and requires all contractors on District projects to comply with the provisions and requirements of the Drug-Free Workplace Act of 1990.

Contractor must also comply with the provisions of Health & Safety Code section 11362.3 which prohibits the consumption or possession of cannabis or cannabis products in any public place, including school grounds, and specifically on school grounds while children are present.

Contractor shall certify that it will provide a drug-free workplace by doing all of the following:

- c. Publishing a statement notifying employees that the unlawful manufacture, distribution, dispensation, possession, or use of a controlled substance is prohibited in the person's or organization's workplace and specifying actions which will be taken against employees for violations of the prohibition.
- d. Establishing a drug-free awareness program to inform employees about all of the following:
 - (1) The dangers of drug abuse in the workplace.
 - (2) The person's or organization's policy of maintaining a drug-free workplace.
 - (3) The availability of drug counseling, rehabilitation, and employee-assistance programs.
 - (4) The penalties that may be imposed upon employees for drug abuse violations.
- e. Requiring that each employee engaged in the performance of the contract or grant be given a copy of the statement required above, and that, as a

condition of employment on the contract or grant, the employee agrees to abide by the terms of the statement.

I, the undersigned, agree to fulfill the terms and requirements of Government Code section 8355 listed above and will publish a statement notifying employees concerning (a) the prohibition of controlled substance at the workplace, (b) establishing a drug-free awareness program, and (c) requiring that each employee engaged in the performance of the Contract be given a copy of the statement required by section 8355(a), and requiring that the employee agree to abide by the terms of that statement.

I also understand that if the District determines that I have either (a) made a false certification herein, or (b) violated this certification by failing to carry out the requirements of section 8355, that the Contract awarded herein is subject to termination, suspension of payments, or both. I further understand that, should I violate the terms of the Drug-Free Workplace Act of 1990, I may be subject to debarment in accordance with the requirements of the aforementioned Act.

I acknowledge that I am aware of the provisions of and hereby certify that I will adhere to the requirements of the Drug-Free Workplace Act of 1990 and Health and Safety Code section 11362.3.

Date: _____

Proper Name of Contractor: _____

Signature: _____

Print Name: _____

Title: _____

END OF DOCUMENT

DOCUMENT 00 45 46.04

TOBACCO-FREE ENVIRONMENT CERTIFICATION

PROJECT/CONTRACT NO.: _____ between the Lodi Unified School District ("District") and _____ ("Contractor" or "Bidder") ("Contract" or "Project").

This Tobacco-Free Environment Certification form is required from the successful Bidder.

Pursuant to, without limitation, 20 U.S.C. section 6083, Labor Code section 6400 et seq., Health & Safety Code section 104350 et seq., Business and Professions Code section 22950 et seq., and District Board policies, all District sites, including the Project site, are tobacco-free environments. Smoking and the use of tobacco products by all persons is prohibited on or in District property. District property includes school buildings, school grounds, school-owned vehicles and vehicles owned by others while on District property. The prohibition on smoking includes the use of any electronic smoking device that creates an aerosol or vapor, in any manner or in any form, and the use of any oral smoking device for the purpose of circumventing the prohibition of tobacco smoking. Further, Health & Safety Code section 11362.3 prohibits the smoking or use of cannabis or cannabis products in any place where smoking tobacco is prohibited.

I acknowledge that I am aware of the District's policy regarding tobacco-free environments at District sites, including the Project site and hereby certify that I will adhere to the requirements of that policy and not permit any of my firm's employees, agents, subcontractors, or my firm's subcontractors' employees or agents, to use tobacco and/or smoke on the Project site.

Date: _____

Proper Name of Contractor: _____

Signature: _____

Print Name: _____

Title: _____

END OF DOCUMENT

DOCUMENT 00 45 46.05

HAZARDOUS MATERIALS CERTIFICATION

PROJECT/CONTRACT NO.: _____ between Lodi Unified School District ("District") and _____ ("Contractor" or "Bidder") ("Contract" or "Project").

1. Contractor hereby certifies that no asbestos, or asbestos-containing materials, polychlorinated biphenyl (PCB), or any material listed by the federal or state Environmental Protection Agency or federal or state health agencies as a hazardous material, or any other material defined as being hazardous under federal or state laws, rules, or regulations, ("New Hazardous Material"), shall be furnished, installed, or incorporated in any way into the Project or in any tools, devices, clothing, or equipment used to affect any portion of Contractor's work on the Project for District.
2. Contractor further certifies that it has instructed its employees with respect to the above-mentioned standards, hazards, risks, and liabilities.
3. Asbestos and/or asbestos-containing material shall be defined as all items containing but not limited to chrysotile, crocidolite, amosite, anthophyllite, tremolite, and actinolite. Any or all material containing greater than one-tenth of one percent (0.1%) asbestos shall be defined as asbestos-containing material.
4. Any disputes involving the question of whether or not material is New Hazardous Material shall be settled by electron microscopy or other appropriate and recognized testing procedure, at the District's determination. The costs of any such tests shall be paid by Contractor if the material is found to be New Hazardous Material.
5. All Work or materials found to be New Hazardous Material or Work or material installed with equipment containing New Hazardous Material will be immediately rejected and this Work will be removed at Contractor's expense at no additional cost to the District.
6. Contractor has read and understood the document titled Hazardous Materials Procedures & Requirements, and shall comply with all the provisions outlined therein.

Date: _____

Proper Name of Contractor: _____

Signature: _____

Print Name: _____

Title: _____

END OF DOCUMENT

DOCUMENT 00 45 46.06

LEAD-BASED MATERIALS CERTIFICATION

PROJECT/CONTRACT NO.: _____ between the Lodi Unified School District ("District") and _____ ("Contractor" or "Bidder") ("Contract" or "Project").

This certification provides notice to the Contractor that:

- (1) Contractor's work may disturb lead-containing building materials.
- (2) Contractor shall notify the District if any work may result in the disturbance of lead-containing building materials.
- (3) Contractor shall comply with the Renovation, Repair and Painting Rule, if lead-based paint is disturbed in a six-square-foot or greater area indoors or a 20-square-foot or greater area outdoors.

1. Lead as a Health Hazard

Lead poisoning is recognized as a serious environmental health hazard facing children today. Even at low levels of exposure, much lower than previously believed, lead can impair the development of a child's central nervous system, causing learning disabilities, and leading to serious behavioral problems. Lead enters the environment as tiny lead particles and lead dust disburses when paint chips, chalks, peels, wears away over time, or is otherwise disturbed. Ingestion of lead dust is the most common pathway of childhood poisoning; lead dust gets on a child's hands and toys and then into a child's mouth through common hand-to-mouth activity. Exposures may result from construction or remodeling activities that disturb lead paint, from ordinary wear and tear of windows and doors, or from friction on other surfaces.

Ordinary construction and renovation or repainting activities carried out without lead-safe work practices can disturb lead-based paint and create significant hazards. Improper removal practices, such as dry scraping, sanding, or water blasting painted surfaces, are likely to generate high volumes of lead dust.

Because the Contractor and its employees will be providing services for the District, and because the Contractor's work may disturb lead-containing building materials, CONTRACTOR IS HEREBY NOTIFIED of the potential presence of lead-containing materials located within certain buildings utilized by the District. All school buildings built prior to 1978 are presumed to contain some lead-based paint until sampling proves otherwise.

2. Overview of California Law

Education Code section 32240 et seq. is known as the Lead-Safe Schools Protection Act. Under this act, the Department of Health Services is to conduct a sample survey of schools in the State of California for the purpose of developing risk factors to predict lead contamination in public schools. (Ed. Code, § 32241.)

Any school that undertakes any action to abate existing risk factors for lead is required to utilize trained and state-certified contractors, inspectors, and workers. (Ed. Code, § 32243, subd. (b).) Moreover, lead-based paint, lead plumbing, and solders, or other potential sources of lead contamination, shall not be utilized in the construction of any new school facility or the modernization or renovation of any existing school facility. (Ed. Code, § 32244.)

Both the Federal Occupational Safety and Health Administration ("Fed/OSHA") and the California Division of Occupational Safety and Health ("Cal/OSHA") have implemented safety orders applicable to all construction work where a contractor's employee may be occupationally exposed to lead.

The OSHA Regulations apply to all construction work where a contractor's employee may be occupationally exposed to lead. The OSHA Regulations contain specific and detailed requirements imposed on contractors subject to those regulations. The OSHA Regulations define construction work as work for construction, alteration, and/or repair, including painting and decorating. Regulated work includes, but is not limited to, the following:

- a. Demolition or salvage of structures where lead or materials containing lead are present;
- b. Removal or encapsulation of materials containing lead;
- c. New construction, alteration, repair, or renovation of structures, substrates, or portions thereof, that contain lead, or materials containing lead;
- d. Installation of products containing lead;
- e. Lead contamination/emergency cleanup;
- f. Transportation, disposal, storage, or containment of lead or materials containing lead on the site or location at which construction activities are performed; and
- g. Maintenance operations associated with the construction activities described in the subsection.

Because it is assumed by the District that all painted surfaces (interior as well as exterior) within the District contain some level of lead, it is imperative that the Contractor, its workers and subcontractors fully and adequately comply with all applicable laws, rules and regulations governing lead-based materials (including title 8, California Code of Regulations, section 1532.1).

Contractor shall notify the District if any Work may result in the disturbance of lead-containing building materials. Any and all Work that may result in the disturbance of lead-containing building materials shall be coordinated through the District. A signed copy of this Certification shall be on file prior to beginning Work on the Project, along with all current insurance certificates.

3. Renovation, Repair and Painting Rule, Section 402(c)(3) of the Toxic Substances Control Act

The EPA requires lead safe work practices to reduce exposure to lead hazards created by renovation, repair and painting activities that disturb lead-based paint. Pursuant to the Renovation, Repair and Painting Rule (RRP), renovations in homes, childcare facilities, and schools built prior to 1978 must be conducted by certified renovations firms, using renovators with training by a EPA-accredited training provider, and fully and adequately complying with all applicable laws, rules and regulations governing lead-based materials, including those rules and regulations appearing within title 40 of the Code of Federal Regulations as part 745 (40 CFR 745).

The RRP requirements apply to all contractors who disturb lead-based paint in a six-square-foot or greater area indoors or a 20-square-foot or greater area outdoors. If a DPH-certified inspector or risk assessor determines that a home constructed before 1978 is lead-free, the federal certification is not required for anyone working on that particular building.

4. Contractor's Liability

If the Contractor fails to comply with any applicable laws, rules, or regulations, and that failure results in a site or worker contamination, the Contractor will be held solely responsible for all costs involved in any required corrective actions, and shall defend, indemnify, and hold harmless the District, pursuant to the indemnification provisions of the Contract, for all damages and other claims arising therefrom.

If lead disturbance is anticipated in the Work, only persons with appropriate accreditation, registrations, licenses, and training shall conduct this Work.

It shall be the responsibility of the Contractor to properly dispose of any and all waste products, including, but not limited to, paint chips, any collected residue, or any other visual material that may occur from the prepping of any painted surface. It will be the responsibility of the Contractor to provide the proper disposal of any hazardous waste by a certified hazardous waste hauler. This company shall be registered with the Department of Transportation (DOT) and shall be able to issue a current manifest number upon transporting any hazardous material from any school site within the District.

The Contractor shall provide the District with any sample results prior to beginning Work, during the Work, and after the completion of the Work. The District may request to examine, prior to the commencement of the Work, the lead training records of each employee of the Contractor.

THE CONTRACTOR HEREBY ACKNOWLEDGES, UNDER PENALTY OF PERJURY, THAT IT:

1. HAS RECEIVED NOTIFICATION OF POTENTIAL LEAD-BASED MATERIALS ON THE OWNER'S PROPERTY;
2. IS KNOWLEDGEABLE REGARDING AND WILL COMPLY WITH ALL APPLICABLE LAWS, RULES, AND REGULATIONS GOVERNING WORK WITH, AND DISPOSAL, OF LEAD.

THE UNDERSIGNED WARRANTS THAT HE/SHE HAS THE AUTHORITY TO SIGN ON BEHALF
OF AND BIND THE CONTRACTOR. THE DISTRICT MAY REQUIRE PROOF OF SUCH
AUTHORITY.

Date: _____

Proper Name of Contractor: _____

Signature: _____

Print Name: _____

Title: _____

END OF DOCUMENT

DOCUMENT 00 45 46.07

IMPORTED MATERIALS CERTIFICATION

PROJECT/CONTRACT NO.: _____ between the Lodi Unified School District ("District") and _____ ("Contractor" or "Bidder") ("Contract" or "Project").

This form shall be executed by all entities that, in any way, provide or deliver and/or supply any soils, aggregate, or related materials ("Fill") to the Project Site and shall be provided to the District at least ten (10) days before delivery. All Fill shall satisfy all requirements of any environmental review of the Project performed pursuant to the statutes and guidelines of the California Environmental Quality Act, section 21000 et seq. of the Public Resources Code ("CEQA"), and all requirements of section 17210 et seq. of the Education Code, including requirements for a Phase I environmental assessment acceptable to the State of California Department of Education and Department of Toxic Substances Control.

Certification of: ☐ Delivery Firm/Transporter ☐ Supplier ☐ Manufacturer
☐ Wholesaler ☐ Broker ☐ Retailer
☐ Distributor ☐ Other _____

Type of Entity ☐ Corporation ☐ General Partnership
☐ Limited Partnership ☐ Limited Liability Company
☐ Sole Proprietorship ☐ Other _____

Name of firm ("Firm"): _____

Mailing address: _____

Addresses of branch office used for this Project: _____

If subsidiary, name and address of parent company: _____

By my signature below, I hereby certify that I am aware of section 25260 of the Health and Safety Code and the sections referenced therein regarding the definition of hazardous material. I further certify on behalf of the Firm that all soils, aggregates, or related materials provided, delivered, and/or supplied or that will be provided, delivered, and/or supplied by this Firm to the Project Site are free of any and all hazardous material as defined in section 25260 of the Health and Safety Code. I further certify that I am authorized to make this certification on behalf of the Firm.

Date: _____

Proper Name of Firm: _____

Signature: _____

Print Name: _____

Title: _____

END OF DOCUMENT

DOCUMENT 00 45 46.08

CRIMINAL BACKGROUND INVESTIGATION
/FINGERPRINTING CERTIFICATION

PROJECT/CONTRACT NO.: _____ between the Lodi Unified School District
("District") and _____ ("Contractor"
or "Bidder") ("Contract" or "Project").

The undersigned does hereby certify to the governing board of the District as follows:

That I am a representative of the Contractor currently under contract with the District; that I am familiar with the facts herein certified; and that I am authorized and qualified to execute this certificate on behalf of Contractor.

Contractor certifies that it has taken at least one of the following actions with respect to the construction Project that is the subject of the Contract (check all that apply):

- ☐ The Contractor is a sole proprietor and intends to comply with the fingerprinting requirements of Education Code section 45125.1(k) with respect to all Contractor's employees who may have contact with District pupils in the course of providing services pursuant to the Contract, and hereby agrees to the District's preparation and submission of fingerprints such that the California Department of Justice may determine that none of those employees has been convicted of a felony, as that term is defined in Education Code section 45122.1. No work shall commence until such determination by DOJ has been made.

As an authorized District official, I am familiar with the facts herein certified, and am authorized to execute this certificate on behalf of the District and undertake to prepare and submit Contractor's fingerprints as if he or she was an employee of the District.

Date: _____

District Representative's Name and Title: _____

District Representative's Signature: _____

- ☐ The Contractor, who is not a sole proprietor, has complied with the fingerprinting requirements of Education Code section 45125.1 with respect to all Contractor's employees and all of its Subcontractors' employees who may have contact with District pupils in the course of providing services pursuant to the Contract, and the California Department of Justice has determined that none of those employees has been convicted of a felony, as that term is defined in Education Code section 45122.1. A complete and accurate list of Contractor's employees and of all of its subcontractors' employees who may come in contact with District pupils during the course and scope of the Contract is attached hereto; and/or
- ☐ Pursuant to Education Code section 45125.2, Contractor has installed or will install, prior to commencement of Work, a physical barrier at the Work Site, that will limit contact between Contractor's employees and District pupils at all times; and/or

- ☐ Pursuant to Education Code section 45125.2, Contractor certifies that all employees will be under the continual supervision of, and monitored by, an employee of the Contractor who the California Department of Justice has ascertained, or as described below, will ascertain, has not been convicted of a violent or serious felony. The name and title of the employee who will be supervising Contractor's and its subcontractors' employees is:

Name: _____

Title: _____

NOTE: If the Contractor is a sole proprietor, and elects the above option, Contractor must have the above-named employee's fingerprints prepared and submitted by the District, in accordance with Education Code section 45125.1(k). No work shall commence until such determination by DOJ has been made.

As an authorized District official, I am familiar with the facts herein certified, and am authorized to execute this certificate on behalf of the District and undertake to prepare and submit Contractor's fingerprints as if he or she was an employee of the District.

Date: _____

District Representative's Name and Title: _____

District Representative's Signature: _____

- ☐ *The Work on the Contract is either (i) at an unoccupied school site and no employee and/or subcontractor or supplier of any tier of the Contract shall come in contact with the District pupils or (ii) Contractor's employees or any subcontractor or supplier of any tier of the Contract will have only limited contact, if any, with District pupils and the District will take appropriate steps to protect the safety of any pupils that may come in contact with Consultant's employees, subcontractors or suppliers so that the fingerprinting and criminal background investigation requirements of Education Code section 45125.1 shall not apply to Contractor under the Contract.*

As an authorized District official, I am familiar with the facts herein certified, and am authorized to execute this certificate on behalf of the District.

Date: _____

District Representative's Name and Title: _____

District Representative's Signature: _____

Contractor's responsibility for background clearance extends to all of its employees, Subcontractors, and employees of Subcontractors coming into contact with District pupils regardless of whether they are designated as employees or acting as independent contractors of the Contractor.

Date: _____

Proper Name of Contractor: _____

Signature: _____

Print Name: _____

Title: _____

DOCUMENT 00 45 46.09

BUY AMERICAN CERTIFICATION

Not used.

END OF DOCUMENT

DOCUMENT 00 45 46.10

ROOFING PROJECT CERTIFICATION

Not used.

END OF DOCUMENT

DOCUMENT 00 45 49

REGISTERED SUBCONTRACTORS LIST
(Labor Code Section 1771.1)

PROJECT: _____

Date Submitted (for Updates): _____

Contractor acknowledges and agrees that it must clearly set forth below the name and Department of Industrial Relations (DIR) registration number of each subcontractor **for all tiers** who will perform work or labor or render service to Contractor or its subcontractors in or about the construction of the Work **at least two (2) weeks before the subcontractor is scheduled to perform work**. This document is to be updated as all tiers of subcontractors are identified.

Contractor acknowledges and agrees that, if Contractor fails to list as to any subcontractor of any tier who performs any portion of Work, the Contract is subject to cancellation and the Contractor will be subjected to penalty under applicable law.

If further space is required for the list of proposed subcontractors, attach additional copies of page 2 showing the required information, as indicated below.

Subcontractor Name: _____

DIR Registration #: _____

Portion of Work: _____

Subcontractor Name: _____

DIR Registration #: _____

Portion of Work: _____

Subcontractor Name: _____

DIR Registration #: _____

Portion of Work: _____

Subcontractor Name: _____

DIR Registration #: _____

Portion of Work: _____

Subcontractor Name: _____

DIR Registration #: _____

Portion of Work: _____

Subcontractor Name: _____

DIR Registration #: _____

Portion of Work: _____

Subcontractor Name: _____

DIR Registration #: _____

Portion of Work: _____

Subcontractor Name: _____

DIR Registration #: _____

Portion of Work: _____

Subcontractor Name: _____

DIR Registration #: _____

Portion of Work: _____

Subcontractor Name: _____

DIR Registration #: _____

Portion of Work: _____

Subcontractor Name: _____

DIR Registration #: _____

Portion of Work: _____

Subcontractor Name: _____

DIR Registration #: _____

Portion of Work: _____

Date: _____

Name of Contractor: _____

Signature: _____

Print Name: _____

Title: _____

END OF DOCUMENT

DOCUMENT 00 45 90

POST BID INTERVIEW

PART I – GENERAL

1.01 SUMMARY

If requested by the District, this Section requires the apparent low bidder to attend and participate in a Post Bid Interview with the Construction Manager, prior to award of any contract by the District. The Post Bid Interview will be scheduled by the Construction Manager within three (3) calendar days after the date of bid.

1.02 REQUIRED ATTENDANCE

- A. A duly authorized representative of the apparent low bidder is required to attend the Post Bid Interview, in person.
- B. The apparent low bidder's authorized representative(s) must have (1) knowledge of how the bid submitted was prepared, (2) the person responsible for supervising performance of the Work, and (3) the authority to bind the apparent low bidder.
- C. Failure to attend the Post Bid Interview as scheduled will be considered just cause for the District to reject the Bid as nonresponsive.

1.03 POST BID INTERVIEW PROCEDURE

- A. The Construction Manager will review the Bid with the attendees.
- B. The Construction Manager will review the Contract Documents with the attendees, including but not limited to:
 - (1) Insurance
 - (2) Bonding
 - (3) Addenda
 - (4) Pre-Bid Clarifications
 - (5) Scope of Work
 - (6) Bid Packages Descriptions
 - (7) Bid Alternates
 - (8) Contract Plans
 - (9) Contract Specifications
 - (10) Project Schedule and Schedule Requirements

- (11) Critical Dates Requirement for Other Bid Packages
- (12) Prevailing Wage Requirements
- (13) Liquidated Damages
- (14) Required Documentation for Contract Administration
- (15) Contract Coordination Requirements

1.04 POST BID INTERVIEW DOCUMENTATION

The Construction Manager will document the Post Bid Interview on the form attached to this Section. Both the apparent low bidder and the Construction Manager are required to sign the Post Bid Interview Documentation.

[REMAINDER OF PAGE INTENTIONALLY LEFT BLANK]

POST BID INTERVIEW

CONSTRUCTION MANAGER

[Name]

[Address 1]

[Address 2]

[Phone]

[Fax]

BIDDER: _____

DATE: _____ TIME: _____ PHONE: _____

1. INTRODUCTIONS:

Present

a.

CONTRACTOR

CONTRACTOR

[CM]

[CM]

2. PROPOSED CONTRACT:

3. PURPOSE OF INTERVIEW IS TO ASSURE A MUTUAL UNDERSTANDING OF THE FOLLOWING:

- | | | | |
|----|---|-----|----|
| a. | Do you acknowledge submission of a complete and accurate bid? | Yes | No |
| b. | Do you acknowledge the Bid Document submittal timelines after NOA and NTP and can you meet those timelines? | Yes | No |
| c. | Do you acknowledge the requirements for the escrow of bid documents? | Yes | No |
| d. | Are you comfortable with your listed subcontractors? | Yes | No |

CONTRACTUAL REQUIREMENTS:

4.

- | | | | |
|-----|--|-----|----|
| a. | Do you understand you are a prime contractor? | Yes | No |
| b. | Can you meet specified insurance requirements? | Yes | No |
| (1) | Do any of your policies that require Additional Insured endorsements exceed the minimum coverage requirements? | Yes | No |
| (2) | Are you requesting that the District accept an Excess Liability Insurance Policy to meet the policy limit? | Yes | No |

- | | | | |
|-----|---|-----|----|
| (3) | Will there be a gap between the per occurrence amount of any underlying policy and the start of the coverage under the Umbrella or Excess Liability Insurance Policy? | Yes | No |
| c. | Will you provide the Performance Bond and Labor and Material Bond for 100% of the Contract Price as stipulated? | Yes | No |
| (1) | Cost for bonds: _____% | Yes | No |
| (2) | Is the cost of your bonds in your base bid? | Yes | No |
| (3) | Is your surety licensed to issue bonds in California? | Yes | No |
| d. | Do you understand the fingerprinting requirements? | Yes | No |
| e. | Is it understood that all workers must be paid prevailing wage? | Yes | No |
| f. | Is it understood that all subcontractors of every tier must be registered as a public works contractor with the Department of Industrial Relations? | Yes | No |
| 5. | SCOPE OF WORK: | | |
| a. | Acknowledged Receipt of Addenda #1-____ | Yes | No |
| b. | Are the costs for addenda items included in your bid? (if applicable) | Yes | No |
| c. | Do you have a complete understanding of your Scope of Work under the proposed Agreement? | Yes | No |
| d. | You have re-reviewed the documents and understand the Scope of the Work. Are there any items that require clarification? If yes, please identify them. | Yes | No |
| (1) | _____ | | |
| (2) | _____ | | |
| (3) | _____ | | |
| | Is (are) there additional cost(s) for the above item(s)? | Yes | No |
| e. | Is the cost for allowance included in your bid? | Yes | No |
| f. | Have you reviewed bid alternative(s) #1-____? (if applicable) | Yes | No |

- g. Are the costs for bid alternatives included in your bid? Yes No
- h. Are the plans and specifications clear and understandable to your satisfaction? Yes No
- i. Do you acknowledge that the time to submit notice of requests for substitution of specified materials has expired? Yes No
6. SCHEDULE:
- a. Do you acknowledge and agree to the stipulated completion dates and milestones in the contract? Yes No
- (1) Will you provide a detailed construction schedule to _____ within the required ten (10) days of the Notice to Proceed, per the contract? Yes No
- (2) Can you meet the submittal deadline? Yes No
- (3) It is understood that the Project schedule is critical and that that weekend and overtime work may be required to meet the milestones. Yes No
- (4) It is understood that if rain does occur, then all dewatering and protection of work is required, per the contract. Yes No
If not, what do you believe must change and why? _____

- b. Identify critical materials, deliveries, long lead items and other dependencies, including Owner Furnished items that could affect the completion of your work. Yes No
- (1) _____
- (2) _____
- (3) _____
- (4) _____
- (5) _____
- c. Do you understand that there is going to be maintenance and other construction taking place on site during the course of the project? Yes No

7. EXECUTION OF WORK

- | | | | |
|----|---|-----|----|
| a. | Do you understand the access to the site? | Yes | No |
| b. | Do you understand the staging area restrictions? | Yes | No |
| c. | Have you included protection of [asphalt, floors, and roofs]? | Yes | No |
| d. | Do you understand that the site is occupied by students, teachers, administrators, parents, etc.? | Yes | No |

8. CONTRACTOR COMMENTS/SUGGESTIONS:

- (1) _____
- (2) _____
- (3) _____
- (4) _____
- (5) _____

9. CONTRACTOR

You agree the information contained herein is part of your contractual obligations. Your signature acknowledges your agreement to perform all Work in the Contract Documents, and that costs for all Work are included in your bid.

The foregoing information is true and accurate, and I am authorized to sign as an officer of the company I am representing.

[Company Name]

Signature _____ Title: _____

Date: _____

10. CONSTRUCTION MANAGER

Signature _____ Title: _____

Date: _____

Title of Document: POST BID INTERVIEW

Number of Pages: _____

Date of Document: _____

END OF DOCUMENT

DOCUMENT 00 51 00

NOTICE OF AWARD

Dated: _____ 20__

To: _____ (Contractor)

To: _____
(Address)

From: Governing Board ("Board") of the Lodi Unified School District ("District")

Re: _____, Project No. _____ ("Project").

Contractor has been awarded the Contract for the above-referenced Project on _____
_____, 20__, by action of the District's Board.

The Contract Price is _____ Dollars (\$_____), and
includes alternates _____.

Three (3) copies of each of the Contract Documents (except Drawings) accompany this
Notice of Award. Three (3) sets of the Drawings will be delivered separately or otherwise
made available. Additional copies are available at cost of reproduction.

You must comply with the following conditions precedent within **SEVEN (7)** calendar days
of the date of this Notice of Award.

The Contractor shall execute and submit the following documents by 5:00 p.m. of the
SEVENTH (7th) calendar day following the date of the Notice of Award.

- a. Agreement: To be executed by successful Bidder. Submit three (3) copies,
each bearing an original signature.
- b. Escrow of Bid Documentation: This must include all required documentation.
See the document titled Escrow Bid Documentation for more information.
- c. Performance Bond (100%): On the form provided in the Contract Documents
and fully executed as indicated on the form.
- d. Payment Bond (Contractor's Labor & Material Bond) (100%): On the form
provided in the Contract Documents and fully executed as indicated on the
form.
- e. Insurance Certificates and Endorsements as required.
- f. Workers' Compensation Certification.
- g. Prevailing Wage and Related Labor Requirements Certification.
- h. Not used.

- i. Drug-Free Workplace Certification.
- j. Tobacco-Free Environment Certification.
- k. Hazardous Materials Certification.
- l. Lead-Based Materials Certification.
- m. Imported Materials Certification.
- n. Criminal Background Investigation/Fingerprinting Certification.
- o. Not used.
- p. Not used.

Failure to comply with these conditions within the time specified will entitle District to consider your bid abandoned, to annul this Notice of Award, and to declare your Bid Security forfeited, as well as any other rights the District may have against the Contractor.

After you comply with those conditions, District will return to you one fully signed counterpart of the Agreement.

LODI UNIFIED SCHOOL DISTRICT

BY: _____

NAME: _____

TITLE: _____

END OF DOCUMENT

DOCUMENT 00 52 13

AGREEMENT

THIS AGREEMENT IS MADE AND ENTERED INTO THIS _____ DAY OF _____
_____, 20____, by and between the Lodi Unified School District ("District") and _____
_____ ("Contractor") ("Agreement").

WITNESSETH: That the parties hereto have mutually covenanted and agreed, and by these presents do covenant and agree with each other, as follows:

1. **The Work:** Contractor agrees to furnish all tools, equipment, apparatus, facilities, labor, and material necessary to perform and complete in a good and workmanlike manner, the work of the following project:

**2019 Fire Alarm Projects – Phase 1 –Wagner Holt Elementary School
and Parklane Elementary School**

("Project" or "Contract" or "Work")

It is understood and agreed that the Work shall be performed and completed as required in the Contract Documents including, without limitation, the Drawings and Specifications and submission of all documents required to secure funding or by the Division of the State Architect for close-out of the Project, under the direction and supervision of, and subject to the approval of, the District or its authorized representative.

2. **The Contract Documents:** The complete Contract consists of all Contract Documents as defined in the General Conditions and incorporated herein by this reference. Any and all obligations of the District and Contractor are fully set forth and described in the Contract Documents. All Contract Documents are intended to cooperate so that any Work called for in one and not mentioned in the other or vice versa is to be executed the same as if mentioned in all Contract Documents.
3. **Interpretation of Contract Documents:** Should any question arise concerning the intent or meaning of Contract Documents, including the Drawings or Specifications, the question shall be submitted to the District for interpretation. If a conflict exists in the Contract Documents, valid, written modifications, beginning with the most recent, shall control over this Agreement (if any), which shall control over the Special Conditions, which shall control over any Supplemental Conditions, which shall control over the General Conditions, which shall control over the remaining Division 0 documents, which shall control over Division 1 Documents which shall control over Division 2 through Division 49 documents, which shall control over figured dimensions, which shall control over large-scale drawings, which shall control over small-scale drawings. In no case shall a document calling for lower quality and/or quantity material or workmanship control. The decision of the District in the matter shall be final.
4. **Time for Completion:** It is hereby understood and agreed that the Work under this Contract shall be completed within One Hundred Seventeen (117) consecutive calendar days ("Contract Time") from the date specified in the District's Notice to Proceed.

5. **Completion - Extension of Time:** Should the Contractor fail to complete this Contract, and the Work provided herein, within the time fixed for completion, due allowance being made for the contingencies provided for herein, the Contractor shall become liable to the District for all loss and damage that the District may suffer on account thereof. The Contractor shall coordinate its Work with the Work of all other contractors. The District shall not be liable for delays resulting from Contractor's failure to coordinate its Work with other contractors in a manner that will allow timely completion of Contractor's Work. Contractor shall be liable for delays to other contractors caused by Contractor's failure to coordinate its Work with the Work of other contractors.
6. **Liquidated Damages:** Time is of the essence for all work under this Agreement. It is hereby understood and agreed that it is and will be difficult and/or impossible to ascertain and determine the actual damage that the District will sustain in the event of and by reason of Contractor's delay; therefore, Contractor agrees that it shall pay to the District the sum of Five Hundred Dollars (\$500.00) per day as liquidated damages for each and every day's delay beyond the time herein prescribed in finishing the Work.

It is hereby understood and agreed that this amount is not a penalty.

In the event that any portion of the liquidated damages is not paid to the District, the District may deduct that amount from any money due or that may become due the Contractor under this Agreement, and such deduction does not constitute a withholding or penalty. The District's right to assess liquidated damages is as indicated herein and in the General Conditions.

The time during which the Contract is delayed for cause, as hereinafter specified, may extend the time of completion for a reasonable time as the District may grant, provided that Contractor has complied with the claims procedure of the Contract Documents. This provision does not exclude the recovery of damages by either party under other provisions in the Contract Documents.

7. **Loss Or Damage:** The District and its agents and authorized representatives shall not in any way or manner be answerable or suffer loss, damage, expense, or liability for any loss or damage that may happen to the Work, or any part thereof, or in or about the same during its construction and before acceptance, and the Contractor shall assume all liabilities of every kind or nature arising from the Work, either by accident, negligence, theft, vandalism, or any cause whatsoever; and shall hold the District and its agents and authorized representatives harmless from all liability of every kind and nature arising from accident, negligence, or any cause whatsoever.
8. **Insurance and Bonds:** Prior to issuance of the Notice to Proceed by the District, Contractor shall provide all required certificates of insurance, insurance endorsements, and payment and performance bonds as evidence thereof.
9. **Prosecution of Work:** If the Contractor should neglect to prosecute the Work properly or fail to perform any provisions of this Contract, the District, may, pursuant to the General Conditions and without prejudice to any other remedy it may have, make good such deficiencies and may deduct the cost thereof from the payment then or thereafter due the Contractor.

10. **Authority of Architect, Project Inspector, and DSA:** Contractor hereby acknowledges that the Architect(s), the Project Inspector(s), and the Division of the State Architect ("DSA") have authority to approve and/or suspend Work if the Contractor's Work does not comply with the requirements of the Contract Documents, Title 24 of the California Code of Regulations, and all applicable laws and regulations. The Contractor shall be liable for any delay caused by its non-compliant Work.
11. **Assignment of Contract:** Neither the Contract, nor any part thereof, nor any moneys due or to become due thereunder, may be assigned by the Contractor without the prior written approval of the District, nor without the written consent of the Surety on the Contractor's Performance Bond (the "Surety"), unless the Surety has waived in writing its right to notice of assignment.
12. **Classification of Contractor's License:** Contractor hereby acknowledges that it currently holds valid Type C-10 Contractor's license(s) issued by the State of California, Contractors' State License Board, in accordance with division 3, chapter 9, of the Business and Professions Code and in the classification called for in the Contract Documents.
13. **Registration as Public Works Contractor:** The Contractor and all Subcontractors currently are registered as public works contractors with the Department of Industrial Relations, State of California, in accordance with Labor Code section 1771.1.
14. **Payment of Prevailing Wages:** The Contractor and all Subcontractors shall pay all workers on all Work performed pursuant to this Contract not less than the general prevailing rate of per diem wages and the general prevailing rate for holiday and overtime work as determined by the Director of the Department of Industrial Relations, State of California, for the type of work performed and the locality in which the work is to be performed within the boundaries of the District, pursuant to sections 1770 et seq. of the California Labor Code.
15. This Project is subject to labor compliance monitoring and enforcement by the Department of Industrial Relations pursuant to Labor Code section 1771.4 and Title 8 of the California Code of Regulations. Contractor specifically acknowledges and understands that it shall perform the Work of this Agreement while complying with all the applicable provisions of Division 2, Part 7, Chapter 1, of the Labor Code, including, without limitation, the requirement that the Contractor and all of its Subcontractors shall timely submit complete and accurate electronic certified payroll records as required by the Contract Documents, or the District may not issue payment.
16. **Contract Price:** In consideration of the foregoing covenants, promises, and agreements on the part of the Contractor, and the strict and literal fulfillment of each and every covenant, promise, and agreement, and as compensation agreed upon for the Work and construction, erection, and completion as aforesaid, the District covenants, promises, and agrees that it will well and truly pay and cause to be paid to the Contractor in full, and as the full Contract Price and compensation for

construction, erection, and completion of the Work hereinabove agreed to be performed by the Contractor, the following price:

_____ **Dollars**
(\$_____),

in lawful money of the United States, which sum is to be paid according to the schedule provided by the Contractor and accepted by the District and subject to additions and deductions as provided in the Contract. This amount supersedes any previously stated and/or agreed to amount(s).

17. **No Representations:** No representations have been made other than as set forth in writing in the Contract Documents, including this Agreement. Each of the Parties to this Agreement warrants that it has carefully read and understood the terms and conditions of this Agreement and all Contract Documents, and that it has not relied upon the representations or advice of any other Party or any attorney not its own.
18. **Entire Agreement:** The Contract Documents, including this Agreement, set forth the entire agreement between the parties hereto and fully supersede any and all prior agreements, understandings, written or oral, between the parties hereto pertaining to the subject matter thereof.
19. **Severability:** If any term, covenant, condition, or provision in any of the Contract Documents is held by a court of competent jurisdiction to be invalid, void or unenforceable, the remainder of the provisions in the Contract Documents shall remain in full force and effect and shall in no way be affected, impaired, or invalidated thereby.

IN WITNESS WHEREOF, accepted and agreed on the date indicated above:

CONTRACTOR

LODI UNIFIED SCHOOL DISTRICT

By: _____

By: _____

Title: _____

Title: _____

Contractor License No: _____

DIR Registration No: _____

NOTE: If the party executing this Contract is a corporation, a certified copy of the by-laws, or of the resolution of the Board of Directors, authorizing the officers of said corporation to execute the Contract and the bonds required thereby must be attached hereto.

END OF DOCUMENT

DOCUMENT 00 55 00

NOTICE TO PROCEED

Dated: _____, 2019

TO: _____
("Contractor")

ADDRESS: _____

PROJECT: _____

PROJECT/CONTRACT NO.: _____
between the Lodi Unified School District and Contractor ("Contract").

You are notified that the Contract Time under the above Contract will commence to run on _____, 20____. By that date, you are to start performing your obligations under the Contract Documents. In accordance with the Agreement executed by Contractor, the date of completion is _____, 20____.

You must submit the following documents by 5:00 p.m. of the TENTH (10th) calendar day following the date of this Notice to Proceed:

- a. Contractor's preliminary schedule of construction.
- b. Contractor's preliminary schedule of values for all of the Work.
- c. Contractor's preliminary schedule of submittals, including Shop Drawings, Product Data, and Samples submittals
- d. Contractor's Safety Plan specifically adapted for the Project.
- e. Registered Subcontractors List: A complete subcontractors list for all tiers, including the name, address, telephone number, email address, facsimile number, California State Contractors License number, license classification, Department of Industrial Relations registration number, and monetary value of all Subcontracts.

Thank you. We look forward to a very successful Project.

LODI UNIFIED SCHOOL DISTRICT

BY: _____

NAME: _____

TITLE: _____

END OF DOCUMENT

DOCUMENT 00 56 00

ESCROW BID DOCUMENTATION

1. Requirement to Escrow Bid Documentation

- a. Contractor shall submit, within **SEVEN (7)** calendar days after the date of the Notice of Award, one copy of all documentary information received or generated by Contractor in preparation of bid prices for this Contract, as specified herein. This material is referred to herein as "Escrow Bid Documentation." The Escrow Bid Documentation of the Contractor will be held in escrow for the duration of the Contract.
- b. Contractor agrees, as a condition of award of the Contract, that the Escrow Bid Documentation constitutes all written information used in the preparation of its bid, and that no other written bid preparation information shall be considered in resolving disputes or claims. Contractor also agrees that nothing in the Escrow Bid Documentation shall change or modify the terms or conditions of the Contract Documents.
- c. The Escrow Bid Documentation will not be opened by District except as indicated herein. The Escrow Bid Documentation will be used only for the resolution of change orders and claims disputes.
- d. Contractor's submission of the Escrow Bid Documentation, as with the bonds and insurance documents required, is considered an essential part of the Contract award. Should the Contractor fail to make the submission within the allowed time specified above, District may deem the Contractor to have failed to enter into the Contract, and the Contractor shall forfeit the amount of its bid security, accompanying the Contractor's bid, and District may award the Contract to the next lowest responsive responsible bidder.
- e. NO PAYMENTS WILL BE MADE, NOR WILL DISTRICT ACCEPT PROPOSED CHANGE ORDERS UNTIL THE ABOVE REQUIRED INFORMATION IS SUBMITTED AND APPROVED.
- f. The Escrow Bid Documentation shall be submitted in person by an authorized representative of the Contractor to the District.

2. Ownership of Escrow Bid Documentation

- a. The Escrow Bid Documentation is, and shall always remain, the property of Contractor, subject to review by District, as provided herein.
- b. Escrow Bid Documentation constitute trade secrets, not known outside Contractor's business, known only to a limited extent and only by a limited number of employees of Contractor, safeguarded while in Contractor's possession, extremely valuable to Contractor, and could be extremely valuable to Contractor's competitors by virtue of reflecting Contractor's contemplated techniques of construction. Subject to the provisions herein, District agrees to safeguard the Escrow Bid Documentation, and all

information contained therein, against disclosure to the fullest extent permitted by law.

3. Format and Contents of Escrow Bid Documentation

- a. Contractor may submit Escrow Bid Documentation in its usual cost-estimating format; a standard format is not required. The Escrow Bid Documentation shall be submitted in the language (e.g., English) of the specification.
- b. Escrow Bid Documentation must clearly itemize the estimated costs of performing the work of each bid item contained in the bid schedule, separating bid items into sub-items as required to present a detailed cost estimate and allow a detailed cost review. The Escrow Bid Documentation shall include all subcontractor bids or quotes, supplier bids or quotes, quantity takeoffs, crews, equipment, calculations of rates of production and progress, copies of quotes from subcontractors and suppliers, and memoranda, narratives, add/deduct sheets, and all other information used by the Contractor to arrive at the prices contained in the bid proposal. Estimated costs should be broken down into Contractor's usual estimate categories such as direct labor, repair labor, equipment ownership and operation, expendable materials, permanent materials, and subcontract costs as appropriate. Plant and equipment and indirect costs should be detailed in the Contractor's usual format. The Contractor's allocation of indirect costs, contingencies, markup, and other items to each bid item shall be identified.
- c. All costs shall be identified. For bid items amounting to less than \$10,000, estimated unit costs are acceptable without a detailed cost estimate, provided that labor, equipment, materials, and subcontracts, as applicable, are included and provided that indirect costs, contingencies, and markup, as applicable, are allocated.
- d. Bid Documentation provided by District should not be included in the Escrow Bid Documentation unless needed to comply with the following requirements.

4. Submittal of Escrow Bid Documentation

- a. The Escrow Bid Documentation shall be submitted by the Contractor in a sealed container within **SEVEN (7)** calendar days after the date of the Notice of Award. The container shall be clearly marked on the outside with the Contractor's name, date of submittal, project name and the words "Escrow Bid Documentation – Intended to be opened in the presence of Authorized Representatives of Both District and Contractor".
- b. By submitting Escrow Bid Documentation, Contractor represents that the material in the Escrow Bid Documentation constitutes all the documentary information used in preparation of the bid and that the Contractor has personally examined the contents of the Escrow Bid Documentation container and has found that the documents in the container are complete.

- c. If Contractor's proposal is based upon subcontracting any part of the work, each subcontractor whose total subcontract price exceeds 5 percent of the total contract price proposed by Contractor, shall provide separate Escrow Documents to be included with those of Contractor. Those documents shall be opened and examined in the same manner and at the same time as the examination described above for Contractor.
- d. If Contractor wishes to subcontract any portion of the Work after award, District retains the right to require Contractor to submit Escrow Documents for the Subcontractor before the subcontract is approved.

5. Storage, Examination and Final Disposition of Escrow Bid Documentation

- a. The Escrow Bid Documentation will be placed in escrow, for the life of the Contract, in a mutually agreeable institution. The cost of storage will be paid by Contractor for the duration of the project until final Contract payment. The storage facilities shall be the appropriate size for all the Escrow Bid Documentation and located conveniently to both District's and Contractor's offices.
- b. The Escrow Bid Documentation shall be examined by both District and Contractor, at any time deemed necessary by either District or Contractor, to assist in the negotiation of price adjustments and change orders or the settlement of disputes and claims. In the case of legal proceedings, Escrow Bid Documentation shall be used subject to the terms of an appropriate protective order if requested by Contractor and ordered by a court of competent jurisdiction. Examination of the Escrow Bid Documentation is subject to the following conditions:
 - (1) As trade secrets, the Escrow Bid Documentation is proprietary and confidential to the extent allowed by law.
 - (2) District and Contractor shall each designate, in writing to the other party **SEVEN (7)** calendar days prior to any examination, the names of representatives who are authorized to examine the Escrow Bid Documentation. No other person shall have access to the Escrow Bid Documentation.
 - (3) Access to the documents may take place only in the presence of duly designated representatives of the District and Contractor. If Contractor fails to designate a representative or appear for joint examination on **SEVEN (7)** calendar days' notice, then the District representative may examine the Escrow Bid Documents alone upon an additional **THREE (3)** calendar days' notice if a representative of the Contractor does not appear at the time set.
 - (4) If a subcontractor has submitted sealed information to be included in the Escrow Bid Documents, access to those documents may take place only in the presence of a duly designated representative of the District, Contractor and that subcontractor. If that subcontractor fails to designate a representative or appear for joint examination on **SEVEN (7)** calendar days' notice, then the District representative and/or the Contractor may examine the Escrow Bid Documentation without that

subcontractor present upon an additional **THREE (3)** calendar days' notice if a representative of that subcontractor does not appear at the time set.

- c. The Escrow Bid Documentation will be returned to Contractor at such time as the Contract has been completed and final settlement has been achieved.

END OF DOCUMENT

DOCUMENT 00 61 13.13

PERFORMANCE BOND
(100% of Contract Price)

(Note: Contractor must use this form, NOT a surety company form.)

KNOW ALL PERSONS BY THESE PRESENTS:

WHEREAS, the governing board ("Board") of the Lodi Unified School District, ("District") and _____ ("Principal") have entered into a contract for the furnishing of all materials and labor, services and transportation, necessary, convenient, and proper to perform the following project:

2019 Fire Alarm Project – Phase 1 – Wagner Holt Elementary
School and Parklane Elementary School

("Project" or "Contract") which Contract dated _____, 20____, and all of the Contract Documents attached to or forming a part of the Contract, are hereby referred to and made a part hereof; and

WHEREAS, said Principal is required under the terms of the Contract to furnish a bond for the faithful performance of the Contract.

NOW, THEREFORE, the Principal and _____ ("Surety") are held and firmly bound unto the Board of the District in the penal sum of _____

Dollars (\$_____), lawful money of the United States, for the payment of which sum well and truly to be made we bind ourselves, our heirs, executors, administrators, successors, and assigns jointly and severally, firmly by these presents, to:

- Promptly perform all the work required to complete the Project; and
- Pay to the District all damages the District incurs as a result of the Principal's failure to perform all the Work required to complete the Project.

Or, at the District's sole discretion and election, the Surety shall obtain a bid or bids for completing the Contract in accordance with its terms and conditions, and upon determination by the District of the lowest responsible bidder, arrange for a contract between such bidder and the District and make available as Work progresses sufficient funds to pay the cost of completion less the "balance of the Contract Price," and to pay and perform all obligations of Principals under the Contract, including, without limitation, all obligations with respect to warranties, guarantees and the payment of liquidated damages. The term "balance of the Contract Price," as used in this paragraph, shall mean the total amount payable to Principal by the District under the Contract and any modifications thereto, less the amount previously paid by the District to the Principal, less any withholdings by the District allowed under the Contract. District shall not be required or obligated to accept a tender of a completion contractor from the Surety for any or no reason.

The condition of the obligation is such that, if the above bound Principal, its heirs, executors, administrators, successors, or assigns, shall in all things stand to and abide by, and well and truly keep and perform the covenants, conditions, and agreements in the Contract and any alteration

thereof made as therein provided, on its part to be kept and performed at the time and in the intent and meaning, including all contractual guarantees and warranties of materials and workmanship, and shall indemnify and save harmless the District, its trustees, officers and agents, as therein stipulated, then this obligation shall become null and void, otherwise it shall be and remain in full force and virtue.

Surety expressly agrees that the District may reject any contractor or subcontractor proposed by Surety to fulfill its obligations in the event of default by the Principal. Surety shall not utilize Principal in completing the Work nor shall Surety accept a Bid from Principal for completion of the Work if the District declares the Principal to be in default and notifies Surety of the District's objection to Principal's further participation in the completion of the Work.

As a condition precedent to the satisfactory completion of the Contract, the above obligation shall hold good for a period equal to the warranty and/or guarantee period of the Contract, during which time Surety's obligation shall continue if Contractor shall fail to make full, complete, and satisfactory repair and replacements and totally protect the District from loss or damage resulting from or caused by defective materials or faulty workmanship. The obligations of Surety hereunder shall continue so long as any obligation of Contractor remains. Nothing herein shall limit the District's rights or the Contractor or Surety's obligations under the Contract, law or equity, including, but not limited to, California Code of Civil Procedure section 337.15.

The Surety, for value received, hereby stipulates and agrees that no change, extension of time, alteration, or addition to the terms of the contract or to the work to be performed thereunder or the specifications accompanying the same shall in any way affect its obligation on this bond. The Surety also stipulates and agrees that it shall not be exonerated or released from the obligation of this bond by any overpayment or underpayment by the District that is based upon estimates approved by the Architect. The Surety does hereby waive notice of any such change, extension of time, alteration, or addition to the terms of the Contract or to the work or to the specifications.

IN WITNESS WHEREOF, two (2) identical counterparts of this instrument, each of which shall for all purposes be deemed an original thereof, have been duly executed by the Principal and Surety above named, on the _____ day of _____, 20____.

Principal	Surety
By	By
	Name of California Agent of Surety
	Address of California Agent of Surety
	Telephone No. of California Agent of Surety

Contractor must attach a Notarial Acknowledgment for all Surety's signatures and a Power of Attorney and Certificate of Authority for Surety. The California Department of Insurance must authorize the Surety to be an admitted surety insurer.

END OF DOCUMENT

DOCUMENT 00 61 13.16

PAYMENT BOND
Contractor's Labor & Material Bond
(100% Of Contract Price)

(Note: Contractor must use this form, NOT a surety company form.)

KNOW ALL PERSONS BY THESE PRESENTS:

WHEREAS, the governing board ("Board") of the Lodi Unified School District, ("District") and _____, ("Principal") have entered into a contract for the furnishing of all materials and labor, services and transportation, necessary, convenient, and proper to perform the following project:

2019 Fire Alarm Project – Phase 1 – Wagner Holt Elementary
School and Parklane Elementary School

("Project" or "Contract") which Contract dated _____, 20____, and all of the Contract Documents attached to or forming a part of the Contract, are hereby referred to and made a part hereof; and

WHEREAS, pursuant to law and the Contract, the Principal is required, before entering upon the performance of the work, to file a good and sufficient bond with the body by which the Contract is awarded in an amount equal to one hundred percent (100%) of the Contract price, to secure the claims to which reference is made in sections 9000 through 9510 and 9550 through 9566 of the Civil Code, and division 2, part 7, of the Labor Code.

NOW, THEREFORE, the Principal and _____ ("Surety") are held and firmly bound unto all laborers, material men, and other persons referred to in said statutes in the sum of _____ Dollars (\$_____), lawful money of the United States, being a sum not less than the total amount payable by the terms of Contract, for the payment of which sum well and truly to be made, we bind ourselves, our heirs, executors, administrators, successors, or assigns, jointly and severally, by these presents.

The condition of this obligation is that if the Principal or any of its subcontractors, or their heirs, executors, administrators, successors, or assigns of any, all, or either of them shall fail to pay for any labor, materials, provisions, or other supplies, used in, upon, for or about the performance of the work contracted to be done, or for any work or labor thereon of any kind, or for amounts required to be deducted, withheld, and paid over to the Employment Development Department from the wages of employees of the Principal or any of his or its subcontractors of any tier under Section 13020 of the Unemployment Insurance Code with respect to such work or labor, that the Surety will pay the same in an amount not exceeding the amount herein above set forth, and also in case suit is brought upon this bond, will pay a reasonable attorney's fee to be awarded and fixed by the court, and to be taxed as costs and to be included in the judgment therein rendered.

It is hereby expressly stipulated and agreed that this bond shall inure to the benefit of any and all persons, companies, and corporations entitled to file claims under section 9100 of

the Civil Code, so as to give a right of action to them or their assigns in any suit brought upon this bond.

Should the condition of this bond be fully performed, then this obligation shall become null and void; otherwise it shall be and remain in full force and affect.

And the Surety, for value received, hereby stipulates and agrees that no change, extension of time, alteration, or addition to the terms of Contract or the specifications accompanying the same shall in any manner affect its obligations on this bond, and it does hereby waive notice of any such change, extension, alteration, or addition.

IN WITNESS WHEREOF, two (2) identical counterparts of this instrument, each of which shall for all purposes be deemed an original thereof, have been duly executed by the Principal and Surety above named, on the _____ day of _____, 20____.

Principal	Surety
By	By
	Name of California Agent of Surety
	Address of California Agent of Surety
	Telephone No. of California Agent of Surety

Contractor must attach a Notarial Acknowledgment for all Surety's signatures and a Power of Attorney and Certificate of Authority for Surety. The California Department of Insurance must authorize the Surety to be an admitted surety insurer.

END OF DOCUMENT

DOCUMENT 00 63 40

ALLOWANCE EXPENDITURE DIRECTIVE FORM

Lodi Unified School District
1305 E. Vine Street
Lodi, CA 95240

**ALLOWANCE
EXPENDITURE
DIRECTIVE NO.:**

ALLOWANCE EXPENDITURE DIRECTIVE

Project: _____

Date: _____

Bid No.: _____

DSA File No.: _____

DSA Appl. No.: _____

The following parties agree to the terms of this Allowance Expenditure Directive ("AED"):

Owner Name, Address, Telephone:

Contractor Name, Address, Telephone:

Reference	Description	Allowance Authorized for Expenditure	Days Ext.
Request for AED # Requested by: Performed by: Reason:	[Description of unforeseen item relating to Work] [Requester] [Performer] [Reason]	\$	
Request for AED # Requested by: Performed by: Reason:	[Description of unforeseen item relating to Work] [Requester] [Performer] [Reason]	\$	
Request for AED # Requested by: Performed by: Reason:	[Description of unforeseen item relating to Work] [Requester] [Performer] [Reason]	\$	

Contract time will be adjusted as follows:	Total Contract Allowance Amount:	\$
Previous Completion Date: __[DATE]__	Amount of Previously Approved Allowance Expenditure Directive(s):	\$

2019 Fire Alarm Project – Phase 1
Wagner Holt ES and Parklane ES

____[#]____ Calendar Days Extension (zero days unless otherwise indicated) Current Completion Date: ____[DATE]____	Amount of this Allowance Expenditure Directive:	\$
--	--	----

The undersigned Contractor approves the foregoing release of allowance for completion of each specified item, and as to the extension of time allowed, if any, for completion of the entire work as stated therein, and agrees to furnish all labor, materials and services and perform all work necessary to complete any additional work specified for the consideration stated therein ("Work"). Submission of sums which have no basis in fact or which Contractor knows are false are at the sole risk of Contractor and may be a violation of the False Claims Act set forth under Government Code section 12650, et seq.

This Allowance Expenditure Directive must be signed by an authorized District representative.

It is expressly understood that the authorized allowance expenditure and time, if any, granted herein represent a full accord and satisfaction for any and all time and cost impacts of the items herein, and Contractor waives any and all further compensation or time extension based on the items herein. The value of the extra work or changes expressly includes any and all of the Contractor's costs and expenses, and its subcontractors, both direct and indirect, resulting from additional time required on the project or resulting from delay to the project. Any costs, expenses, damages or time extensions not included are deemed waived.

Signatures:

DISTRICT: LODI UNIFIED SCHOOL DISTRICT Date: _____ By: _____ [Print Name and Title here]	CONTRACTOR: _____ Date: _____ By: _____ [Print Name and Title here]
ARCHITECT: _____ Date: _____ By: _____ [Print Name and Title here]	PROJECT INSPECTOR: _____ Date: _____ By: _____ [Print Name and Title here]

END OF DOCUMENT

DOCUMENT 00 63 57

PROPOSED CHANGE ORDER FORM

Lodi Unified School District
1305 E. Vine Street
Lodi, CA 95240

PCO NO.:

Project: _____
Bid No.: _____
RFI #: _____

Date: _____
DSA File No.: _____
DSA Appl. No.: _____

Contractor hereby submits for District's review and evaluation this Proposed Change Order ("PCO"), submitted in accordance with and subject to the terms of the Contract Documents, including Sections 17.7 and 17.8 of the General Conditions. Any spaces left blank below are deemed no change to cost or time.

Contractor understands and acknowledges that documentation supporting Contractor's PCO must be attached and included for District review and evaluation. Contractor further understands and acknowledges that failure to include documentation sufficient to, in District's discretion, support some or all of the PCO, shall result in a rejected PCO.

	<u>WORK PERFORMED OTHER THAN BY CONTRACTOR</u>	<u>ADD</u>	<u>DEDUCT</u>
(a)	<u>Material</u> (attach suppliers' invoice or itemized quantity and unit cost plus sales tax)		
(b)	<u>Add Labor</u> (attach itemized hours and rates, fully encumbered)		
(c)	<u>Add Equipment</u> (attach suppliers' invoice)		
(d)	<u>Subtotal</u>		
(e)	<u>Add overhead and profit for any and all tiers of Subcontractor</u> , the total not to exceed ten percent (10%) of Item (d)		
(f)	<u>Subtotal</u>		
(g)	<u>Add Overhead and Profit for Contractor</u> , not to exceed five percent (5%) of Item (f)		
(h)	<u>Subtotal</u>		
(i)	<u>Add Bond and Insurance</u> , not to exceed one and a half percent (1.5%) of Item (h)		
(j)	<u>TOTAL</u>		
(k)	<u>Time</u> (zero unless indicated; "TBD" not permitted)	____ Calendar Days	

[REMAINDER OF PAGE LEFT BLANK INTENTIONALLY]

	WORK PERFORMED BY CONTRACTOR	ADD	DEDUCT
(a)	Material (attach itemized quantity and unit cost plus sales tax)		
(b)	Add Labor (attach itemized hours and rates, fully encumbered)		
(c)	Add Equipment (attach suppliers' invoice)		
(d)	Subtotal		
(e)	Add Overhead and Profit for Contractor , not to exceed fifteen percent (15%) of Item (d)		
(f)	Subtotal		
(g)	Add Bond and Insurance , not to exceed one and a half percent (1.5%) of Item (f)		
(h)	TOTAL		
(i)	Time (zero unless indicated; "TBD" not permitted)	Calendar Days	

The undersigned Contractor approves the foregoing as to the changes, if any, to the Contract Price specified for each item, and as to the extension of time allowed, if any, for completion of the entire Work as stated herein, and agrees to furnish all labor, materials, and service, and perform all work necessary to complete any additional work specified for the consideration stated herein. Submission of sums which have no basis in fact or which Contractor knows are false are at the sole risk of Contractor and may be a violation of the False Claims Act set forth under Government Code section 12650 *et seq.* It is understood that the changes herein to the Contract shall only be effective when approved by the governing board of the District.

It is expressly understood that the value of the extra Work or changes expressly includes any and all of the Contractor's costs and expenses, direct and indirect, resulting from additional time required on the Project or resulting from delay to the Project. Contractor is not entitled to separately recover amounts for overhead or other indirect costs. Any costs, expenses, damages, or time extensions not included are deemed waived.

SUBMITTED BY:

Contractor:

[Name]

Date

END OF DOCUMENT

DOCUMENT 00 63 63

CHANGE ORDER FORM

Lodi Unified School District
1305 E. Vine Street
Lodi, CA 95240

CHANGE ORDER NO.:

CHANGE ORDER

Project: _____
Bid No.: _____

Date: _____
DSA File No.: _____
DSA Appl. No.: _____

The following parties agree to the terms of this Change Order:

Owner: _____
[Name / Address]

Contractor: _____
[Name / Address]

Architect: _____
[Name / Address]

Project Inspector: _____
[Name / Address]

Reference	Description	Cost	Days Ext.
PCO # Requested by: Performed by: Reason:	[Description of change] [Requester] [Performer] [Reason]	\$	
PCO # Requested by: Performed by: Reason:	[Description of change] [Requester] [Performer] [Reason]	\$	
PCO # Requested by: Performed by: Reason:	[Description of change] [Requester] [Performer] [Reason]	\$	
Contract time will be adjusted as follows:		Original Contract Amount:	\$
Previous Completion Date: __[Date]		Amount of Previously Approved Change Order(s):	\$
_____[#] Calendar Days Extension (zero unless otherwise indicated)		Amount of this Change Order:	\$
Current Completion Date: __[Date]		Contract Amount:	\$

The undersigned Contractor approves the foregoing as to the changes, if any, to the Contract Price specified for each item, and as to the extension of time allowed, if any, for

LODI UNIFIED SCHOOL DISTRICT

**CHANGE ORDER FORM
DOCUMENT 00 63 63-1**

completion of the entire work as stated therein, and agrees to furnish all labor, materials and services and perform all work necessary to complete any additional work specified for the consideration stated therein. Submission of sums which have no basis in fact or which Contractor knows are false are at the sole risk of Contractor and may be a violation of the False Claims Act set forth under Government Code section 12650, et seq.

This change order is subject to approval by the governing board of this District and must be signed by the District. Until such time as this change order is approved by the District's governing board and executed by a duly authorized District representative, this change order is not effective and not binding.

It is expressly understood that the compensation and time, if any, granted herein represent a full accord and satisfaction for any and all time and cost impacts of the items herein, and Contractor waives any and all further compensation or time extension based on the items herein. The value of the extra work or changes expressly includes any and all of the Contractor's costs and expenses, and its subcontractors, both direct and indirect, resulting from additional time required on the project or resulting from delay to the project. Any costs, expenses, damages or time extensions not included are deemed waived.

Signatures:

District:

Contractor:

[Name]

Date

[Name]

Date

Architect:

Project Inspector:

[Name]

Date

[Name]

Date

END OF DOCUMENT

DOCUMENT 00 65 19.26

AGREEMENT AND RELEASE OF ANY AND ALL CLAIMS

THIS AGREEMENT AND RELEASE OF CLAIMS ("Agreement and Release") IS MADE AND ENTERED INTO THIS _____ DAY OF _____, 20____ by and between the LODI UNIFIED SCHOOL DISTRICT ("District") and _____ ("Contractor"), whose place of business is _____.

RECITALS

WHEREAS, District and Contractor entered into PROJECT/CONTRACT NO.: _____ ("Contract" or "Project") in the County of _____, California; and

WHEREAS, the Work under the Contract was completed on _____, and a Notice of Completion was recorded with the County Recorder on _____.

NOW, THEREFORE, it is mutually agreed between District and Contractor as follows:

AGREEMENT AND RELEASE

1. Contractor will only be assessed liquidated damages as detailed below:

Original Contract Sum \$ _____

Modified Contract Sum \$ _____

Payment to Date \$ _____

Liquidated Damages \$ _____

Payment Due Contractor \$ _____

2. Subject to the provisions hereof, District shall forthwith pay to Contractor the undisputed sum of _____ Dollars (\$_____) under the Contract, less any amounts represented by any notice to withhold funds on file with District as of the date of such payment.
3. Contractor acknowledges and hereby agrees that there are no unresolved or outstanding claims in dispute against District arising from the performance of work under the Contract, except for the claims described in Paragraph 5 and continuing obligations described in Paragraph 6. It is the intention of the parties in executing this Agreement and Release that this Agreement and Release shall be effective as a full, final and general release of all claims, demands, actions, causes of action, obligations, costs, expenses, damages, losses and liabilities of Contractor against District and all of its respective agents, employees, trustees, inspectors, assignees, consultants and transferees, except for any Disputed Claim that may be set forth in Paragraph 6 and the continuing obligations described in Paragraph 8 hereof.

4. The following claims are disputed (hereinafter, the "Disputed Claims") and are specifically excluded from the operation of this Agreement and Release:

<u>Claim No.</u>	<u>Description of Claim</u>	<u>Amount of Claim</u>	<u>Date Claim Submitted</u>
_____	_____	\$ _____	_____
_____	_____	\$ _____	_____
_____	_____	\$ _____	_____
_____	_____	\$ _____	_____
_____	_____	\$ _____	_____
_____	_____	\$ _____	_____

[If further space is required, attach additional sheets showing the required information.]

5. Consistent with California Public Contract Code section 7100, Contractor hereby agrees that, in consideration of the payment set forth in Paragraph 1 hereof, Contractor hereby releases and forever discharges District, all its agents, employees, inspectors, assignees, and transferees from any and all liability, claims, demands, actions, or causes of action of whatever kind or nature arising out of or in any way concerned with the Work under the Contract.
6. Guarantees and warranties for the Work, and any other continuing obligation of Contractor, including without limitation the duty to defend, indemnify and hold harmless the District, shall remain in full force and effect as specified in the Contract Documents.
7. Contractor hereby waives the provisions of California Civil Code section 1542 which provides as follows:
- A GENERAL RELEASE DOES NOT EXTEND TO CLAIMS WHICH THE CREDITOR DOES NOT KNOW OR SUSPECT TO EXIST IN HIS OR HER FAVOR AT THE TIME OF EXECUTING THE RELEASE, WHICH IF KNOWN BY HIM OR HER MUST HAVE MATERIALLY AFFECTED HIS OR HER SETTLEMENT WITH THE DEBTOR.
8. The provisions of this Agreement and Release are contractual in nature and not mere recitals and shall be considered independent and severable. If any such provision or any part thereof shall be at any time held invalid in whole or in part under any federal, state, county, municipal, or other law, ruling, or regulations, then such provision, or part thereof, shall remain in force and effect to the extent permitted by law, and the remaining provisions of this Agreement and Release shall also remain in full force and effect, and shall be enforceable.

9. All rights of District shall survive completion of the Work or termination of Contract, and execution of this Release.

* * * CAUTION: THIS IS A RELEASE - READ BEFORE EXECUTING * * *

LODI UNIFIED SCHOOL DISTRICT

Signature: _____

Print Name: _____

Title: _____

CONTRACTOR: _____

Signature: _____

Print Name: _____

Title: _____

END OF DOCUMENT

DOCUMENT 00 65 36

GUARANTEE FORM

_____ ("Contractor") hereby agrees that the _____
_____ ("Work" of Contractor) which Contractor has installed for the Lodi Unified
School District ("District") for the following project:

PROJECT: _____

("Project" or "Contract") has been performed in accordance with the requirements of the
Contract Documents and that the Work as installed will fulfill the requirements of the
Contract Documents.

The undersigned agrees to repair or replace any or all of such Work that may prove to be
defective in workmanship or material together with any other adjacent Work that may be
displaced in connection with such replacement within a period of Two (2) year(s) from the
date of completion as defined in Public Contract Code section 7107, subdivision (c), ordinary
wear and tear and unusual abuse or neglect excepted. The date of completion is
_____, 20____.

In the event of the undersigned's failure to comply with the above-mentioned conditions
within a reasonable period of time, as determined by the District, but not later than seven
(7) days after being notified in writing by the District, the undersigned authorizes the
District to proceed to have said defects repaired and made good at the expense of the
undersigned. The undersigned shall pay the costs and charges therefor upon demand.

Date: _____

Proper Name of Contractor: _____

Signature: _____

Print Name: _____

Title: _____

Representatives to be contacted for service subject to terms of Contract:

Name: _____

Address: _____

Phone No.: _____

Email: _____

END OF DOCUMENT

DOCUMENT 00 72 13

GENERAL CONDITIONS

TABLE OF CONTENTS

	<u>Page</u>
1. CONTRACT TERMS AND DEFINITIONS	1
1.1 Definitions.....	1
1.2 Laws Concerning the Contract.....	6
1.3 No Oral Agreements	6
1.4 No Assignment.....	6
1.5 Notice and Service Thereof.....	7
1.6 No Waiver	7
1.7 Substitutions for Specified Items.....	7
1.8 Materials and Work.....	7
2. [RESERVED]	9
3. ARCHITECT	9
4. CONSTRUCTION MANAGER.....	10
5. INSPECTOR, INSPECTIONS, AND TESTS.....	10
5.1 Project Inspector.....	10
5.2 Tests and Inspections	11
5.3 Costs for After Hours and/or Off Site Inspections	11
6. CONTRACTOR	11
6.1 Status of Contractor	12
6.2 Project Inspection Card(s)	12
6.3 Contractor’s Supervision	12
6.4 Duty to Provide Fit Workers.....	13
6.5 Field Office	13

6.6	Purchase of Materials and Equipment.....	13
6.7	Documents on Work	13
6.8	Preservation of Records	14
6.9	Integration of Work	15
6.10	Notifications	15
6.11	Obtaining of Permits, Licenses and Registrations	16
6.12	Royalties and Patents	16
6.13	Work to Comply With Applicable Laws and Regulations	16
6.14	Safety/Protection of Persons and Property	17
6.15	Working Evenings and Weekends	20
6.16	Cleaning Up.....	20
7.	SUBCONTRACTORS	21
8.	OTHER CONTRACTS/CONTRACTORS	22
9.	DRAWINGS AND SPECIFICATIONS	23
10.	CONTRACTOR'S SUBMITTALS AND SCHEDULES	24
10.1	Schedule of Work, Schedule of Submittals, and Schedule of Values	24
10.2	Monthly Progress Schedule(s)	27
10.3	Material Safety Data Sheets (MSDS).....	27
11.	SITE ACCESS, CONDITIONS, AND REQUIREMENTS	28
11.1	Site Investigation	28
11.2	Soils Investigation Report.....	28
11.3	Access to Work	28
11.4	Layout and Field Engineering	28
11.5	Utilities	29
11.6	Sanitary Facilities	29
11.7	Surveys	29
11.8	Regional Notification Center.....	29

11.9	Existing Utility Lines	29
11.10	Notification.....	30
11.11	Hazardous Materials	30
11.12	No Signs	30
12.	TRENCHES	31
12.1	Trenches Greater Than Five Feet.....	31
12.2	Excavation Safety	31
12.3	No Tort Liability of District.....	31
12.4	No Excavation without Permits.....	31
12.5	Discovery of Hazardous Waste and/or Unusual Conditions	31
13.	INSURANCE AND BONDS	32
13.1	Insurance.....	32
13.2	Contract Security - Bonds	36
14.	WARRANTY/GUARANTEE/INDEMNITY.....	36
14.1	Warranty/Guarantee.....	36
14.2	Indemnity and Defense.....	37
15.	TIME.....	39
15.1	Notice to Proceed	39
15.2	Computation of Time / Adverse Weather	39
15.3	Hours of Work	40
15.4	Progress and Completion.....	41
15.5	Schedule.....	41
15.6	Expeditious Completion.....	41
16.	EXTENSIONS OF TIME – LIQUIDATED DAMAGES	41
16.1	Liquidated Damages	41
16.2	Excusable Delay	41
16.3	No Additional Compensation for Delays Within Contractor’s Control	42

16.4	Float or Slack in the Schedule	43
17.	CHANGES IN THE WORK	43
17.1	No Changes Without Authorization	43
17.2	Architect Authority	44
17.3	Change Orders.....	44
17.4	Construction Change Directives.....	44
17.5	Force Account Directives	44
17.6	Price Request.....	45
17.7	Proposed Change Order	46
17.8	Format for Proposed Change Order.....	48
17.9	Change Order Certification	50
17.10	Determination of Change Order Cost	50
17.11	Deductive Change Orders.....	50
17.12	Addition or Deletion of Alternate Bid Item(s)	51
17.13	Discounts, Rebates, and Refunds	51
17.14	Accounting Records	51
17.15	Notice Required	51
17.16	Applicability to Subcontractors	52
17.17	Alteration to Change Order Language	52
17.18	Failure of Contractor to Execute Change Order.....	52
18.	REQUEST FOR INFORMATION	52
19.	PAYMENTS	52
19.1	Contract Price	52
19.2	Applications for Progress Payments	52
19.3	Progress Payments	55
19.4	Decisions to Withhold Payment	57
19.5	Subcontractor Payments	59

20.	COMPLETION OF THE WORK	60
20.1	Completion.....	60
20.2	Close-Out/Certification Procedures	60
20.3	Final Inspection	61
20.4	Costs of Multiple Inspections.....	62
20.5	Partial Occupancy or Use Prior to Completion.....	62
21.	FINAL PAYMENT AND RETENTION.....	63
21.1	Final Payment.....	63
21.2	Prerequisites for Final Payment	63
21.3	Retention	64
21.4	Substitution of Securities	64
22.	UNCOVERING OF WORK.....	64
23.	NONCONFORMING WORK AND CORRECTION OF WORK	65
23.1	Nonconforming Work	65
23.2	Correction of Work	65
23.3	District's Right to Perform Work	65
24.	TERMINATION AND SUSPENSION.....	66
24.1	District's Right to Terminate Contractor for Cause	66
24.2	Termination of Contractor for Convenience.....	69
24.3	Suspension of Work.....	70
25.	CLAIMS PROCESS	70
25.1	Performance during Claim Process.....	70
25.2	Definition of Claim.....	70
25.3	Claims Presentation	71
25.4	Claim Resolution pursuant to Public Contract Code section 9204	72
25.5	Subcontractor Pass-Through Claims.....	73
25.6	Government Code Claim Act Claim	74

25.7	Claim Resolution pursuant to Public Contract Code section 20104 et seq.....	74
25.8	Claim Resolution Non-Applicability.....	76
25.9	Attorney’s Fees	76
26.	STATE LABOR, WAGE & HOUR, APPRENTICE, AND RELATED PROVISIONS	76
26.1	Labor Compliance and Enforcement.....	76
26.2	Wage Rates, Travel, and Subsistence.....	76
26.3	Hours of Work	77
26.4	Payroll Records	78
26.5	[RESERVED]	79
26.6	Apprentices	79
26.7	Non-Discrimination.....	80
26.8	Labor First Aid	81
27.	[RESERVED]	81
28.	MISCELLANEOUS	81
28.1	Assignment of Antitrust Actions	81
28.2	Excise Taxes.....	82
28.3	Taxes	82
28.4	Shipments.....	82
28.5	Compliance with Government Reporting Requirements	82

DOCUMENT 00 72 13

GENERAL CONDITIONS

1. CONTRACT TERMS AND DEFINITIONS

1.2 Definitions

Wherever used in the Contract Documents, the following terms shall have the meanings indicated, which shall be applicable to both the singular and plural thereof:

1.2.1 Adverse Weather: Shall be only weather that satisfies all of the following conditions: (1) unusually severe precipitation, sleet, snow, hail, or extreme temperature conditions in excess of the norm for the location and time of year it occurred based on the closest weather station data averaged over the past five years, (2) that is unanticipated and would cause unsafe work conditions and/or is unsuitable for scheduled work that should not be performed during inclement weather (i.e., exterior finishes), and (3) at the Project.

1.2.2 Allowance Expenditure Directive: Written authorization for expenditure of allowance, if any.

1.2.3 Approval, Approved, and/or Accepted: Written authorization, unless stated otherwise.

1.2.4 Architect (or "Design Professional in General Responsible Charge"): The individual, partnership, corporation, joint venture, or any combination thereof, named as Architect, who will have the rights and authority assigned to the Architect in the Contract Documents. The term Architect means the Design Professional in General Responsible Charge as defined in DSA PR 13-02 on this Project or the Architect's authorized representative.

1.2.5 As-Builts: Reproducible blue line prints of drawings to be prepared on a monthly basis pursuant to the Contract Documents, that reflect changes made during the performance of the Work, recording differences between the original design of the Work and the Work as constructed since the preceding monthly submittal. See **Record Drawings**.

1.2.6 Bidder: A contractor who intends to provide a proposal to the District to perform the Work of this Contract.

1.2.7 Change Order: A written order to the Contractor authorizing an addition to, deletion from, or revision in the Work, and/or authorizing an adjustment in the Contract Price or Contract Time.

1.2.8 Claim: A Dispute that remains unresolved at the conclusion of the all the applicable Dispute Resolution requirements provided herein.

1.2.9 Construction Change Directive: A written order prepared and issued by the District, the Construction Manager, and/or the Architect and signed by the District and the Architect, directing a change in the Work.

1.2.10 Construction Manager: The individual, partnership, corporation, joint venture, or any combination thereof, or its authorized representative, named as such by the District. If no Construction Manager is used on the Project that is the subject of this Contract, then all references to Construction Manager herein shall be read to refer to District.

1.2.11 Construction Schedule: The progress schedule of construction of the Project as provided by Contractor and approved by District.

1.2.12 Contract, Contract Documents: The Contract consists exclusively of the documents evidencing the agreement of the District and Contractor, identified as the Contract Documents. The Contract Documents consist of the following documents:

- 1.2.12.1** Notice to Bidders
- 1.2.12.2** Instructions to Bidders
- 1.2.12.3** Bid Form and Proposal
- 1.2.12.4** Bid Bond
- 1.2.12.5** Designated Subcontractors List
- 1.2.12.6** Site Visit Certification (if a site visit was required)
- 1.2.12.7** Non-Collusion Declaration
- 1.2.12.8** Notice of Award
- 1.2.12.9** Notice to Proceed
- 1.2.12.10** Agreement
- 1.2.12.11** Escrow of Bid Documentation
- 1.2.12.12** Escrow Agreement for Security Deposits in Lieu of Retention (if applicable)
- 1.2.12.13** Performance Bond
- 1.2.12.14** Payment Bond (Contractor's Labor & Material Bond)
- 1.2.12.15** General Conditions
- 1.2.12.16** Special Conditions (if applicable)
- 1.2.12.17** Project Labor Agreement (if applicable)
- 1.2.12.18** Hazardous Materials Procedures and Requirements
- 1.2.12.19** Workers' Compensation Certification
- 1.2.12.20** Prevailing Wage Certification
- 1.2.12.21** Disabled Veteran Business Enterprise Participation Certification (if applicable)
- 1.2.12.22** Drug-Free Workplace Certification (if applicable)
- 1.2.12.23** Tobacco-Free Environment Certification
- 1.2.12.24** Hazardous Materials Certification (if applicable)
- 1.2.12.25** Lead-Based Materials Certification (if applicable)
- 1.2.12.26** Imported Materials Certification (if applicable)
- 1.2.12.27** Criminal Background Investigation/Fingerprinting Certification
- 1.2.12.28** Buy American Certification (if applicable)
- 1.2.12.29** Roofing Project Certification (if applicable)
- 1.2.12.30** Registered Subcontractors List
- 1.2.12.31** Iran Contracting Act Certification (if applicable)
- 1.2.12.32** Post Bid Interview
- 1.2.12.33** All Plans, Technical Specifications, and Drawings
- 1.2.12.34** Any and all addenda to any of the above documents
- 1.2.12.35** Any and all change orders or written modifications to the above documents if approved in writing by the District

1.2.13 Contract Price: The total monies payable to the Contractor under the terms and conditions of the Contract Documents.

1.2.14 Contract Time: The time period stated in the Agreement for the completion of the Work.

1.2.15 Contractor: The person or persons identified in the Agreement as contracting to perform the Work to be done under this Contract, or the legal representative of such a person or persons.

1.2.16 Daily Job Report(s): Daily Project reports prepared by the Contractor's employee(s) who are present on Site, which shall include the information required herein.

1.2.17 Day(s): Unless otherwise designated, day(s) means calendar day(s).

1.2.18 Department of Industrial Relations (or "DIR"): is responsible, among other things, for labor compliance monitoring and enforcement of California prevailing wage laws and regulations for public works contracts.

1.2.19 Design Professional in General Responsible Charge: See definition of **Architect** above.

1.2.20 Dispute: A separate demand by Contractor for a time extension, or payment of money or damages arising from Work done by or on behalf of the Contractor pursuant to the Contract and payment of which is not otherwise expressly provided for or Contractor is not otherwise entitled to; or an amount of payment disputed by the District.

1.2.21 District: The public agency or the school district for which the Work is performed. The governing board of the District or its designees will act for the District in all matters pertaining to the Contract. The District may, at any time,

1.2.21.1 Direct the Contractor to communicate with or provide notice to the Construction Manager or the Architect on matters for which the Contract Documents indicate the Contractor will communicate with or provide notice to the District; and/or

1.2.21.2 Direct the Construction Manager or the Architect to communicate with or direct the Contractor on matters for which the Contract Documents indicate the District will communicate with or direct the Contractor.

1.2.22 Drawings (or "Plans"): The graphic and pictorial portions of the Contract Documents showing the design, location, scope and dimensions of the work, generally including plans, elevations, sections, details, schedules, sequence of operation, and diagrams.

1.2.23 DSA: Division of the State Architect.

1.2.24 Force Account Directive: A process that may be used when the District and the Contractor cannot agree on a price for a specific portion of work or before the Contractor prepares a price for a specific portion of work and whereby the Contractor performs the work as indicated herein on a time and materials basis.

1.2.25 Job Cost Reports: Any and all reports or records detailing the costs associated with work performed on or related to the Project that Contractor shall maintain for the Project. Specifically, Job Cost Reports shall contain, but are not limited by or to, the following information: a description of the work performed or to be performed on the Project; quantity, if applicable, of work performed (hours, square feet, cubic yards, pounds, etc.) for the Project; Project budget; costs for the Project to date; estimated costs to complete the Project; and expected costs at completion. The Job Cost Reports shall also reflect all Contract cost codes, change orders, elements of non-conforming work, back charges, and additional services.

1.2.26 Labor Commissioner's Office (or "Labor Commissioner", also known as the Division of Labor Standards Enforcement ("DLSE")): Division of the DIR responsible for adjudicating wage claims, investigating discrimination and public works complaints, and enforcing Labor Code statutes and Industrial Welfare Commission orders.

1.2.27 Municipal Separate Storm Sewer System (or "MS4"): A system of conveyances used to collect and/or convey storm water, including, without limitation, catch basins, curbs, gutters, ditches, man-made channels, and storm drains.

1.2.28 Plans: See **Drawings**.

1.2.29 Premises: The real property owned by the District on which the Site is located.

1.2.30 Product(s): New material, machinery, components, equipment, fixtures and systems forming the Work, including existing materials or components required and approved by the District for reuse.

1.2.31 Product Data: Illustrations, standard schedules, performance charts, instructions, brochures, diagrams, and other information furnished by the Contractor to illustrate a material, product, or system for some portion of the Work.

1.2.32 Program Manager: The individual, partnership, corporation, joint venture, or any combination thereof, or its authorized representative, named as such by the District. If no Program Manager is designated for Project that is the subject of this Contract, then all references to Project Manager herein shall be read to refer to District.

1.2.33 Project: The planned undertaking as provided for in the Contract Documents.

1.2.34 Project Inspector (or "Inspector"): The individual(s) retained by the District in accordance with title 24 of the California Code of Regulations to monitor and inspect the Project.

1.2.35 Project Labor Agreement (or "PLA"): a prehire collective bargaining agreement in accordance with Public Contract Code section 2500 et seq. that establishes terms and conditions of employment for a specific construction project or projects and/or is an agreement described in Section 158(f) of Title 29 of the United States Code.

1.2.36 Proposed Change Order (or “PCO”): a written request prepared by the Contractor requesting that the District and the Architect issue a Change Order based upon a proposed change to the Work.

1.2.37 Provide: Shall include “provide complete in place,” that is, “furnish and install,” and “provide complete and functioning as intended in place” unless specifically stated otherwise.

1.2.38 Qualified SWPPP Practitioners (or “QSP”): certified personnel that attended a State Water Resources Control Board sponsored or approved training class and passed the qualifying exam.

1.2.39 Record Drawings: Reproducible drawings (or Plans) prepared pursuant to the requirements of the Contract Documents that reflect all changes made during the performance of the Work, recording differences between the original design of the Work and the Work as constructed upon completion of the Project. See also **As-Builts**.

1.2.40 Request for Information (or “RFI”): A written request prepared by the Contractor requesting that the Architect provide additional information necessary to clarify or amplify an item in the Contract Documents that the Contractor believes is not clearly shown or called for in the Drawings or Specifications or other portions of the Contract Documents, or to address problems that have arisen under field conditions.

1.2.41 Request for Substitution for Specified Item: A request by Contractor to substitute an equal or superior material, product, thing, or service for a specific material, product, thing, or service that has been designated in the Contract Documents by a specific brand or trade name.

1.2.42 Safety Orders: Written and/or verbal orders for construction issued by the California Division of Occupational Safety and Health (“CalOSHA”) or by the United States Occupational Safety and Health Administration (“OSHA”).

1.2.43 Safety Plan: Contractor’s safety plan specifically adapted for the Project. Contractor’s Safety Plan shall comply with all provisions regarding Project safety, including all applicable provisions in these General Conditions.

1.2.44 Samples: Physical examples that illustrate materials, products, equipment, finishes, colors, or workmanship and that, when approved in accordance with the Contract Documents, establish standards by which portions of the Work will be judged.

1.2.45 Shop Drawings: All drawings, prints, diagrams, illustrations, brochures, schedules, and other data that are prepared by the Contractor, a subcontractor, manufacturer, supplier, or distributor, that illustrate how specific portions of the Work shall be fabricated or installed.

1.2.46 Site: The Project site as shown on the Drawings.

1.2.47 Specifications: That portion of the Contract Documents, Division 1 through Division 49, and all technical sections, and addenda to all of these, if any,

consisting of written descriptions and requirements of a technical nature of materials, equipment, construction methods and systems, standards, and workmanship.

1.2.48 State: The State of California.

1.2.49 Storm Water Pollution Prevention Plan (or "SWPPP"): A document which identifies sources and activities at a particular facility that may contribute pollutants to storm water and contains specific control measures and time frames to prevent or treat such pollutants.

1.2.50 Subcontractor: A contractor and/or supplier who is under contract with the Contractor or with any other subcontractor, regardless of tier, to perform a portion of the Work of the Project.

1.2.51 Submittal Schedule: The schedule of submittals as provided by Contractor and approved by District.

1.2.52 Surety: The person, firm, or corporation that executes as surety the Contractor's Performance Bond and Payment Bond, and must be a California admitted surety insurer as defined in the Code of Civil Procedure section 995.120.

1.2.53 Work: All labor, materials, equipment, components, appliances, supervision, coordination, and services required by, or reasonably inferred from, the Contract Documents, that are necessary for the construction and completion of the Project.

1.3 Laws Concerning the Contract

Contract is subject to all provisions of the Constitution and laws of California and the United States governing, controlling, or affecting District, or the property, funds, operations, or powers of District, and such provisions are by this reference made a part hereof. Any provision required by law to be included in this Contract shall be deemed to be inserted.

1.4 No Oral Agreements

No oral agreement or conversation with any officer, agent, or employee of District, either before or after execution of Contract, shall affect or modify any of the terms or obligations contained in any of the documents comprising the Contract.

1.5 No Assignment

Contractor shall not assign this Contract or any part thereof including, without limitation, any services or money to become due hereunder without the prior written consent of the District. Assignment without District's prior written consent shall be null and void. Any assignment of money due or to become due under this Contract shall be subject to a prior lien for services rendered or material supplied for performance of work called for under this Contract in favor of all persons, firms, or corporations rendering services or supplying material to the extent that claims are filed pursuant to the Civil Code, Code of Civil Procedure, Government Code, Labor Code, and/or Public Contract Code, and shall also be subject to deductions for liquidated damages or withholding of payments as determined by District in accordance with this Contract. Contractor shall not assign or

transfer in any manner to a Subcontractor or supplier the right to prosecute or maintain an action against the District.

1.6 Notice and Service Thereof

1.6.1 Any notice from one party to the other or otherwise under Contract shall be in writing and shall be dated and signed by the party giving notice or by a duly authorized representative of that party. Any notice shall not be effective for any purpose whatsoever unless served in one of the following manners:

1.6.1.1 If notice is given by personal delivery thereof, it shall be considered delivered on the day of delivery.

1.6.1.2 If notice is given by overnight delivery service, it shall be considered delivered one (1) day after date deposited, as indicated by the delivery service.

1.6.1.3 If notice is given by depositing same in United States mail, enclosed in a sealed envelope, it shall be considered delivered three (3) days after date deposited, as indicated by the postmarked date.

1.6.1.4 If notice is given by registered or certified mail with postage prepaid, return receipt requested, it shall be considered delivered on the day the notice is signed for.

1.6.1.5 Electronic mail may be used for convenience but is not a substitute for the notice and service requirements herein.

1.7 No Waiver

The failure of District in any one or more instances to insist upon strict performance of any of the terms of this Contract or to exercise any option herein conferred shall not be construed as a waiver or relinquishment to any extent of the right to assert or rely upon any such terms or option on any future occasion. No action or failure to act by the District, Architect, or Construction Manager shall constitute a waiver of any right or duty afforded the District under the Contract, nor shall any action or failure to act constitute an approval of or acquiescence in any breach thereunder, except as may be specifically agreed in writing.

1.8 Substitutions for Specified Items

Unless the Special Conditions contain different provisions, Contractor shall not substitute different items for any items identified in the Contract Documents without prior written approval of the District.

1.9 Materials and Work

1.9.1 Except as otherwise specifically stated in this Contract, Contractor shall provide and pay for all materials, labor, tools, equipment, transportation, supervision, temporary constructions of every nature, and all other services, management, and facilities of every nature whatsoever necessary to execute and complete this Contract, in a good and workmanlike manner, within the Contract Time.

1.9.2 Unless otherwise specified, all materials shall be new and of the best quality of their respective kinds and grades as noted or specified, workmanship shall be of good quality, and Contractor shall use all diligence to inform itself fully as to the required manufacturer's instructions and to comply therewith.

1.9.3 Materials shall be furnished in ample quantities and at such times as to insure uninterrupted progress of Work and shall be stored properly and protected from the elements, theft, vandalism, or other loss or damage as required.

1.9.4 For all materials and equipment specified or indicated in the Drawings, the Contractor shall provide all labor, materials, equipment, and services necessary for complete assemblies and complete working systems, functioning as intended. Incidental items not indicated on Drawings, nor mentioned in the Specifications, that can legitimately and reasonably be inferred to belong to the Work described, or be necessary in good practice to provide a complete assembly or system, shall be furnished as though itemized here in every detail. In all instances, material and equipment shall be installed in strict accordance with each manufacturer's most recent published recommendations and specifications.

1.9.5 Contractor shall, after award of Contract by District and after relevant submittals have been approved, place orders for materials and/or equipment as specified so that delivery of same may be made without delays to the Work. Contractor shall, upon demand from District, present documentary evidence showing that orders have been placed.

1.9.6 District reserves the right but has no obligation, in response to Contractor's neglect or failure in complying with the above instructions, to place orders for such materials and/or equipment as the District may deem advisable in order that the Work may be completed at the date specified in the Agreement, and all expenses incidental to the procuring of said materials and/or equipment shall be paid for by Contractor or deducted from payment(s) to Contractor.

1.9.7 Contractor warrants good title to all material, supplies, and equipment installed or incorporated in Work and agrees upon completion of all Work to deliver the Site to District, together with all improvements and appurtenances constructed or placed thereon by it, and free from any claims, liens, or charges. Contractor further agrees that neither it nor any person, firm, or corporation furnishing any materials or labor for any work covered by the Contract shall have any right to lien any portion of the Premises or any improvement or appurtenance thereon, except that Contractor may install metering devices or other equipment of utility companies or of political subdivision, title to which is commonly retained by utility company or political subdivision. In the event of installation of any such metering device or equipment, Contractor shall advise District as to owner thereof.

1.9.7.1 If a lien or a claim based on a stop payment notice of any nature should at any time be filed against the Work or any District property, by any entity that has supplied material or services at the request of the Contractor, Contractor and Contractor's Surety shall promptly, on demand by District and at Contractor's and Surety's own expense, take any and all action necessary to cause any such lien or a claim based on a stop payment notice to be released or discharged immediately therefrom.

1.9.7.2 If the Contractor fails to furnish to the District within ten (10) calendar days after demand by the District, satisfactory evidence that a lien or a claim based on a stop payment notice has been so released, discharged, or secured, the District may discharge such indebtedness and deduct the amount required therefor, together with any and all losses, costs, damages, and attorney's fees and expense incurred or suffered by District from any sum payable to Contractor under the Contract.

1.9.8 Nothing contained in this Article, however, shall defeat or impair the rights of persons furnishing materials or labor under any bond given by Contractor for their protection or any rights under any law permitting such protection or any rights under any law permitting such persons to look to funds due Contractor in hands of District (e.g., stop payment notices), and this provision shall be inserted in all subcontracts and material contracts and notice of its provisions shall be given to all persons furnishing material for work when no formal contract is entered into for such material.

1.9.9 Title to new materials and/or equipment for the Work of this Contract and attendant liability for its protection and safety shall remain with Contractor until incorporated in the Work of this Contract and accepted by District. No part of any materials and/or equipment shall be removed from its place of storage except for immediate installation in the Work of this Contract. Should the District, in its discretion, allow the Contractor to store materials and/or equipment for the Work off-site, Contractor will store said materials and/or equipment at a bonded warehouse and with appropriate insurance coverage at no cost to District. Contractor shall keep an accurate inventory of all materials and/or equipment in a manner satisfactory to District or its authorized representative and shall, at the District's request, forward it to the District.

2. [RESERVED]

3. ARCHITECT

3.1 The Architect shall represent the District during the Project and will observe the progress and quality of the Work on behalf of the District. Architect shall have the authority to act on behalf of District to the extent expressly provided in the Contract Documents and to the extent determined by District. Architect shall have authority to reject materials, workmanship, and/or the Work whenever rejection may be necessary, in Architect's reasonable opinion, to insure the proper execution of the Contract.

3.2 Architect shall, with the District and on behalf of the District, determine the amount, quality, acceptability, and fitness of all parts of the Work, and interpret the Specifications, Drawings, and shall, with the District, interpret all other Contract Documents.

3.3 Architect shall have all authority and responsibility established by law, including title 24 of the California Code of Regulations.

3.4 Contractor shall provide District and the Construction Manager with a copy of all written communication between Contractor and Architect at the same time as that communication is made to Architect, including, without limitation, all RFIs, correspondence, submittals, claims, and proposed change orders.

4. CONSTRUCTION MANAGER

4.1 If a Construction Manager is used on this Project ("Construction Manager" or "CM"), the Construction Manager will provide administration of the Contract on the District's behalf. After execution of the Contract and Notice to Proceed, all correspondence and/or instructions from Contractor and/or District shall be forwarded through the Construction Manager. The Construction Manager will not be responsible for and will not have control or charge of construction means, methods, techniques, sequences, or procedures or for safety precautions in connection with the Work, which shall all remain the Contractor's responsibility.

4.2 The Construction Manager, however, will have authority to reject materials and/or workmanship not conforming to the Contract Documents, as determined by the District, the Architect, and/or the Project Inspector. The Construction Manager shall also have the authority to require special inspection or testing of any portion of the Work, whether it has been fabricated, installed, or fully completed. Any decision made by the Construction Manager, in good faith, shall not give rise to any duty or responsibility of the Construction Manager to: the Contractor; any Subcontractor; the Contractor or Subcontractor's respective agents, employees; or other persons performing any of the Work. The Construction Manager shall have free access to any or all parts of Work at any time.

4.3 If the District does not use a Construction Manager on this Project, all references to Construction Manager or CM shall be read as District.

5. INSPECTOR, INSPECTIONS, AND TESTS

5.1 Project Inspector

5.1.1 One or more Project Inspector(s), including special Project Inspector(s), as required, will be assigned to the Work by District, in accordance with requirements of title 24, part 1, of the California Code of Regulations, to enforce the building code and monitor compliance with Plans and Specifications for the Project previously approved by the DSA. Duties of Project Inspector(s) are specifically defined in section 4-342 of said part 1 of title 24.

5.1.2 No Work shall be carried on except with the knowledge and under the inspection of the Project Inspector(s). The Project Inspector(s) shall have free access to any or all parts of Work at any time. Contractor shall furnish Project Inspector(s) reasonable opportunities for obtaining such information as may be necessary to keep Project Inspector(s) fully informed respecting progress and manner of work and character of materials, including, but not limited to, submission of form DSA 156 (or the most current version applicable at the time the Work is performed) to the Project Inspector at least 48 hours in advance of the commencement and completion of construction of each and every aspect of the Work. Forms are available on the DSA's website at: <http://www.dgs.ca.gov/dsa/Forms.aspx>. Inspection of Work shall not relieve Contractor from an obligation to fulfill this Contract. Project Inspector(s) and the DSA are authorized to suspend work whenever the Contractor and/or its Subcontractor(s) are not complying with the Contract Documents. Any work stoppage by the Project Inspector(s) and/or DSA shall be without liability to the District. Contractor shall instruct its Subcontractors and employees accordingly.

5.1.3 If Contractor and/or any Subcontractor requests that the Project Inspector(s) perform any inspection off-site, this shall only be done if it is allowable pursuant to applicable regulations and DSA approval, if the Project Inspector(s) agree to do so, and at the expense of the Contractor.

5.2 Tests and Inspections

5.2.1 Tests and Inspections shall comply with title 24, part 1, California Code of Regulations, group 1, article 5, section 4-335, and with the provisions of the Specifications.

5.2.2 The District will select an independent testing laboratory to conduct the tests. Selection of the materials required to be tested shall be by the laboratory or the District's representative and not by the Contractor. The Contractor shall notify the District's representative a sufficient time in advance of its readiness for required observation or inspection.

5.2.3 The Contractor shall notify the District's representative a sufficient time in advance of the manufacture of material to be supplied under the Contract Documents, which must by terms of the Contract Documents be tested, in order that the District may arrange for the testing of same at the source of supply. This notice shall be provided, at a minimum, seventy-two (72) hours prior to the manufacture of the material that needs to be tested.

5.2.4 Any material shipped by the Contractor from the source of supply prior to having satisfactorily passed such testing and inspection or prior to the receipt of notice from said representative that such testing and inspection will not be required, shall not be incorporated into and/or onto the Project.

5.2.5 The District will select the testing laboratory and pay for the cost of all tests and inspections. Contractor shall reimburse the District for any and all laboratory costs or other testing costs for any materials found to be not in compliance with the Contract Documents. At the District's discretion, District may elect to deduct laboratory or other testing costs for noncompliant materials from the Contract Price, and such deduction shall not constitute a withholding.

5.3 Costs for After Hours and/or Off Site Inspections

If the Contractor performs Work outside the Inspector's regular working hours or requests the Inspector to perform inspections off Site, costs of any inspections required outside regular working hours or off Site shall be borne by the Contractor and may be invoiced to the Contractor by the District or the District may deduct those expenses from the next Progress Payment.

6. CONTRACTOR

Contractor shall construct and complete, in a good and workmanlike manner, the Work for the Contract Price including any adjustment(s) to the Contract Price pursuant to provisions herein regarding changes to the Contract Price. Except as otherwise noted, Contractor shall provide and pay for all labor, materials, equipment, permits (excluding DSA), fees, licenses, facilities, transportation, taxes, bonds and insurance, and services necessary for the proper execution and completion of the Work, except as indicated herein.

6.1 Status of Contractor

6.1.1 Contractor is and shall at all times be deemed to be an independent contractor and shall be wholly responsible for the manner in which it and its Subcontractors perform the services required of it by the Contract Documents. Nothing herein contained shall be construed as creating the relationship of employer and employee, or principal and agent, between the District, or any of the District's employees or agents, and Contractor or any of Contractor's Subcontractors, agents or employees. Contractor assumes exclusively the responsibility for the acts of its agents, and employees as they relate to the services to be provided during the course and scope of their employment. Contractor, its Subcontractors, agents, and its employees shall not be entitled to any rights or privileges of District employees. District shall be permitted to monitor the Contractor's activities to determine compliance with the terms of this Contract.

6.1.2 As required by law, Contractor and all Subcontractors shall be properly licensed and regulated by the Contractors State License Board, 9821 Business Park Drive, Sacramento, California 95827, <http://www.cslb.ca.gov>.

6.1.3 As required by law, Contractor and all Subcontractors shall be properly registered as public works contractors by the Department of Industrial Relations at: <https://efiling.dir.ca.gov/PWCR/ActionServlet?action=displayPWCRegistrationForm> or current URL.

6.1.4 Contractor represents that it has no existing interest and will not acquire any interest, direct or indirect, which could conflict in any manner or degree with the performance of Work required under this Contract and that no person having any such interest shall be employed by Contractor.

6.2 Project Inspection Card(s)

Contractor shall verify that forms DSA 152 (or the current version applicable at the time the Work is performed) are issued for the Project prior to the commencement of construction.

6.3 Contractor's Supervision

6.3.1 During progress of the Work, Contractor shall keep on the Premises, and at all other locations where any Work related to the Contract is being performed, an experienced and competent project manager and construction superintendent who are employees of the Contractor, to whom the District does not object and at least one of whom shall be fluent in English, written and verbal.

6.3.2 The project manager and construction superintendent shall both speak fluently the predominant language of the Contractor's employees.

6.3.3 Before commencing the Work herein, Contractor shall give written notice to District of the name of its project manager and construction superintendent. Neither the Contractor's project manager nor construction superintendent shall be changed except with prior written notice to District. If the Contractor's project manager and/or construction superintendent proves to be unsatisfactory to Contractor, or to District, any of the District's employees, agents, the Construction Manager, or the Architect, Contractor shall notify District in writing before any

change occurs, but no less than two (2) business days prior. Any replacement of the project manager and/or construction superintendent shall be made promptly and must be satisfactory to the District. The Contractor's project manager and construction superintendent shall each represent Contractor, and all directions given to Contractor's project manager and/or construction superintendent shall be as binding as if given to Contractor.

6.3.4 Contractor shall give efficient supervision to Work, using its best skill and attention. Contractor shall carefully study and compare all Contract Documents, Drawings, Specifications, and other instructions and shall at once report to District, Construction Manager, and Architect any error, inconsistency, or omission that Contractor or its employees and Subcontractors may discover, in writing, with a copy to District's Project Inspector(s). The Contractor shall have responsibility for discovery of errors, inconsistencies, or omissions.

6.4 Duty to Provide Fit Workers

6.4.1 Contractor and Subcontractor(s) shall at all times enforce strict discipline and good order among their employees and shall not employ or work any unfit person or anyone not skilled in work assigned to that person. It shall be the responsibility of Contractor to ensure compliance with this requirement. District may require Contractor to permanently remove unfit persons from Project Site.

6.4.2 Any person in the employ of Contractor or Subcontractor(s) whom District may deem incompetent or unfit shall be excluded from working on the Project and shall not again be employed on the Project except with the prior written consent of District.

6.4.3 The Contractor shall furnish labor that can work in harmony with all other elements of labor employed or to be employed in the Work.

6.4.4 If Contractor intends to make any change in the name or legal nature of the Contractor's entity, Contractor must first notify the District in writing prior to making any contemplated change. The District shall determine in writing if Contractor's intended change is permissible while performing this Contract.

6.5 Field Office

6.5.1 Contractor shall provide a temporary office on the Work Site for the District's use exclusively, during the term of the Contract.

6.6 Purchase of Materials and Equipment

The Contractor is required to order, obtain, and store materials and equipment sufficiently in advance of its Work at no additional cost or advance payment from District to assure that there will be no delays.

6.7 Documents on Work

6.7.1 Contractor shall at all times keep on the Work Site, or at another location as the District may authorize in writing, one legible copy of all Contract Documents, including Addenda and Change Orders, and Titles 19 and 24 of the California Code of Regulations, the specified edition(s) of the Uniform Building Code, all approved

Drawings, Plans, Schedules, and Specifications, and all codes and documents referred to in the Specifications, and made part thereof. These documents shall be kept in good order and available to District, Construction Manager, Architect, Architect's representatives, the Project Inspector(s), and all authorities having jurisdiction. Contractor shall be acquainted with and comply with the provisions of these titles as they relate to this Project. (See particularly the duties of Contractor, Title 24, Part 1, California Code of Regulations, section 4-343.) Contractor shall also be acquainted with and comply with all California Code of Regulations provisions relating to conditions on this Project, particularly Titles 8 and 17. Contractor shall coordinate with Architect and Construction Manager and shall submit its verified report(s) according to the requirements of Title 24.

6.7.2 Daily Job Reports.

6.7.2.1 Contractor shall maintain, at a minimum, at least one (1) set of Daily Job Reports on the Project. These must be prepared by the Contractor's employee(s) who are present on Site, and must include, at a minimum, the following information:

- 6.7.2.1.1** A brief description of all Work performed on that day.
- 6.7.2.1.2** A summary of all other pertinent events and/or occurrences on that day.
- 6.7.2.1.3** The weather conditions on that day.
- 6.7.2.1.4** A list of all Subcontractor(s) working on that day, including DIR registration numbers.
- 6.7.2.1.5** A list of each Contractor employee working on that day and the total hours worked for each employee.
- 6.7.2.1.6** A complete list of all equipment on Site that day, whether in use or not.
- 6.7.2.1.7** A complete list of all materials, supplies, and equipment delivered on that day.
- 6.7.2.1.8** A complete list of all inspections and tests performed on that day.

6.7.2.2 Each day Contractor shall provide a copy of the previous day's Daily Job Report to the District or the Construction Manager.

6.8 Preservation of Records

Contractor shall maintain, and District shall have the right to inspect, Contractor's financial records for the Project, including, without limitation, Job Cost Reports for the Project in compliance with the criteria set forth herein. The District shall have the right to examine and audit all Daily Job Reports or other Project records of Contractor's project manager(s), project superintendent(s), and/or project foreperson(s), all certified payroll records and/or related documents including, without limitation, Job Cost Reports, payroll, payment, timekeeping and tracking documents; all books, estimates, records, contracts, documents, bid documents, bid cost data, subcontract job cost reports, and other data of the Contractor, any Subcontractor, and/or supplier, including computations and projections related to bidding, negotiating, pricing, or performing the Work or Contract modification, in order to evaluate the accuracy, completeness, and currency of the cost, manpower, coordination, supervision, or pricing data at no additional cost to the District. These documents may be duplicative and/or be in addition to any Bid Documents held in escrow by the District. The Contractor shall make available at its

office at all reasonable times the materials described in this paragraph for the examination, audit, or reproduction until three (3) years after final payment under this Contract. Notwithstanding the provisions above, Contractor shall provide any records requested by any governmental agency, if available, after the time set forth above.

6.9 Integration of Work

6.9.1 Contractor shall do all cutting, fitting, patching, and preparation of Work as required to make its several parts come together properly, to fit it to receive or be received by work of other contractors, and to coordinate tolerances to various pieces of work, showing upon, or reasonably implied by, the Drawings and Specifications for the completed structure, and shall conform them as District and/or Architect may direct.

6.9.2 Contractor shall make its own layout of lines and elevations and shall be responsible for the accuracy of both Contractor's and Subcontractors' work resulting therefrom.

6.9.3 Contractor and all Subcontractors shall take all field dimensions required in performance of the Work, and shall verify all dimensions and conditions on the Site. All dimensions affecting proper fabrication and installation of all Work must be verified prior to fabrication by taking field measurements of the true conditions. If there are any discrepancies between dimensions in drawings and existing conditions which will affect the Work, Contractor shall bring such discrepancies to the attention of the District and Architect for adjustment before proceeding with the Work. In doing so, it is recognized that Contractor is not acting in the capacity of a licensed design professional, and that Contractor's examination is made in good faith to facilitate construction and does not create an affirmative responsibility to detect errors, omissions or inconsistencies in the Contract Documents or to ascertain compliance with applicable laws, building codes or regulations. Following receipt of written notice from Contractor, the District and/or Architect shall inform Contractor what action, if any, Contractor shall take with regard to such discrepancies.

6.9.4 All costs caused by noncompliant, defective, or delayed Work shall be borne by Contractor, inclusive of repair work.

6.9.5 Contractor shall not endanger any work performed by it or anyone else by cutting, excavating, or otherwise altering work and shall not cut or alter work of any other contractor except with consent of District.

6.10 Notifications

6.10.1 Contractor shall notify the Architect and Project Inspector, in writing, of the commencement of construction of each and every aspect of the Work at least 48 hours in advance by submitting form DSA 156 (or the most current version applicable at the time the Work is performed) to the Project Inspector. Forms are available on the DSA's website at: <http://www.dgs.ca.gov/dsa/Forms.aspx>.

6.10.2 Contractor shall notify the Architect and Project Inspector, in writing, of the completion of construction of each and every aspect of the Work at least 48 hours in advance by submitting form DSA 156 (or current version) to the Project Inspector.

6.11 Obtaining of Permits, Licenses and Registrations

Contractor shall secure and pay for all permits (except DSA), licenses, registrations, approvals and certificates necessary for prosecution of Work, including but not limited to those listed in the Special Conditions, if any, before the date of the commencement of the Work or before the permits, licenses, registrations, approvals and certificates are legally required to continue the Work without interruption. The Contractor shall obtain and pay, only when legally required, for all licenses, registrations, approvals, permits, inspections, and inspection certificates required to be obtained from or issued by any authority having jurisdiction over any part of the Work included in the Contract. All final permits, licenses, registrations, approvals and certificates shall be delivered to District before demand is made for final payment.

6.12 Royalties and Patents

6.12.1 Contractor shall obtain and pay, only when legally required, all royalties and license fees necessary for prosecution of Work before the earlier of the date of the commencement of the Work or the date that the license is legally required to continue the Work without interruption. Contractor shall defend suits or claims of infringement of patent, copyright, or other rights and shall hold the District, the Architect, and the Construction Manager harmless and indemnify them from loss on account thereof except when a particular design, process, or make or model of product is required by the Contract Documents. However, if the Contractor has reason to believe that the required design, process, or product is an infringement of a patent or copyright, the Contractor shall indemnify and defend the District, Architect and Construction Manager against any loss or damage unless the Contractor promptly informs the District of its information.

6.12.2 The review by the District or Architect of any method of construction, invention, appliance, process, article, device, or material of any kind shall be only its adequacy for the Work and shall not approve use by the Contractor in violation of any patent or other rights of any person or entity.

6.13 Work to Comply With Applicable Laws and Regulations

6.13.1 Contractor shall give all notices and comply with the following specific laws, ordinances, rules, and regulations and all other applicable laws, ordinances, rules, and regulations bearing on conduct of Work as indicated and specified, including but not limited to the appropriate statutes and administrative code sections. If Contractor observes that Drawings and Specifications are at variance therewith, or should Contractor become aware of the development of conditions not covered by Contract Documents that may result in finished Work being at variance therewith, Contractor shall promptly notify District in writing and any changes deemed necessary by District shall be made as provided in Contract for changes in Work.

6.13.1.1 National Electrical Safety Code, U. S. Department of Commerce

6.13.1.2 National Board of Fire Underwriters' Regulations

6.13.1.3 International Building Code, latest addition, and the California Code of Regulations, title 24, and other amendments

6.13.1.4 Manual of Accident Prevention in Construction, latest edition, published by A.G.C. of America

6.13.1.5 Industrial Accident Commission's Safety Orders, State of California

6.13.1.6 Regulations of the State Fire Marshall (title 19, California Code of Regulations) and Pertinent Local Fire Safety Codes

6.13.1.7 Americans with Disabilities Act

6.13.1.8 Education Code of the State of California

6.13.1.9 Government Code of the State of California

6.13.1.10 Labor Code of the State of California, division 2, part 7, Public Works and Public Agencies

6.13.1.11 Public Contract Code of the State of California

6.13.1.12 California Art Preservation Act

6.13.1.13 U. S. Copyright Act

6.13.1.14 U. S. Visual Artists Rights Act

6.13.2 Contractor shall comply with all applicable mitigation measures, if any, adopted by any public agency with respect to this Project pursuant to the California Environmental Quality Act (Public Resources Code section 21000 et seq.).

6.13.3 If Contractor performs any Work that it knew, or through exercise of reasonable care should have known, to be contrary to any applicable laws, ordinance, rules, or regulations, Contractor shall bear all costs arising therefrom and arising from the correction of said Work.

6.13.4 Where Specifications or Drawings state that materials, processes, or procedures must be approved by the DSA, State Fire Marshall, or other body or agency, Contractor shall be responsible for satisfying requirements of such bodies or agencies applicable at the time the Work is performed, and as determined by those bodies or agencies.

6.14 Safety/Protection of Persons and Property

6.14.1 The Contractor will be solely and completely responsible for conditions of the Work Site, including safety of all persons and property during performance of the Work. This requirement will apply continuously and not be limited to normal working hours.

6.14.2 The wearing of hard hats will be mandatory at all times for all personnel on Site. Contractor shall supply sufficient hard hats to properly equip all employees and visitors.

6.14.3 Any construction review of the Contractor's performance is not intended to include review of the adequacy of the Contractor's safety measures in, on, or near the Work Site.

6.14.4 Implementation and maintenance of safety programs shall be the sole responsibility of the Contractor.

6.14.5 The Contractor shall furnish to the District a copy of the Contractor's safety plan within the time frame indicated in the Contract Documents and specifically adapted for the Project.

6.14.6 Contractor shall be responsible for all damages to persons or property that occur as a result of its fault or negligence in connection with the prosecution of this Contract and shall take all necessary measures and be responsible for the proper care and completion and final acceptance by District. All Work shall be solely at Contractor's risk with the exception of damage to the Work caused by "acts of God" as defined in Public Contract Code section 7105.

6.14.7 Contractor shall take, and require Subcontractors to take, all necessary precautions for safety of workers on the Project and shall comply with all applicable federal, state, local, and other safety laws, standards, orders, rules, regulations, and building codes to prevent accidents or injury to persons on, about, or adjacent to premises where Work is being performed and to provide a safe and healthful place of employment. Contractor shall furnish, erect, and properly maintain at all times, all necessary safety devices, safeguards, construction canopies, signs, nets, barriers, lights, and watchmen for protection of workers and the public and shall post danger signs warning against hazards created by such features in the course of construction.

6.14.8 Hazards Control – Contractor shall store volatile wastes in covered metal containers and remove them from the Site daily. Contractor shall prevent accumulation of wastes that create hazardous conditions. Contractor shall provide adequate ventilation during use of volatile or noxious substances.

6.14.9 Contractor shall designate a responsible member of its organization on the Project, whose duty shall be to post information regarding protection and obligations of workers and other notices required under occupational safety and health laws, to comply with reporting and other occupational safety requirements, and to protect the life, safety, and health of workers. Name and position of person so designated shall be reported to District by Contractor.

6.14.10 Contractor shall correct any violations of safety laws, rules, orders, standards, or regulations. Upon the issuance of a citation or notice of violation by the Division of Occupational Safety and Health, Contractor shall correct such violation promptly.

6.14.11 Contractor shall comply with any District storm water requirements that are approved by the District and applicable to the Project, at no additional cost to the District.

6.14.12 In an emergency affecting safety of life or of work or of adjoining property, Contractor, without special instruction or authorization, shall act, at its discretion, to prevent such threatened loss or injury. Any compensation claimed by Contractor on account of emergency work shall be determined by agreement.

6.14.13 All salvage materials will become the property of the Contractor and shall be removed from the Site unless otherwise called for in the Contract Documents. However, the District reserves the right to designate certain items of value that shall be turned over to the District unless otherwise directed by District.

6.14.14 All connections to public utilities and/or existing on-site services shall be made and maintained in such a manner as to not interfere with the continuing use of same by the District during the entire progress of the Work.

6.14.15 Contractor shall provide such heat, covering, and enclosures as are necessary to protect all Work, materials, equipment, appliances, and tools against damage by weather conditions, such as extreme heat, cold, rain, snow, dry winds, flooding, or dampness.

6.14.16 The Contractor shall protect and preserve the Work from all damage or accident, providing any temporary roofs, window and door coverings, boxings, or other construction as required by the Architect. The Contractor shall be responsible for existing structures, walks, roads, trees, landscaping, and/or improvements in working areas; and shall provide adequate protection therefore. If temporary removal is necessary of any of the above items, or damage occurs due to the Work, the Contractor shall replace same at his expense with same kind, quality, and size of Work or item damaged. This shall include any adjoining property of the District and others.

6.14.17 Contractor shall take adequate precautions to protect existing roads, sidewalks, curbs, pavements, utilities, adjoining property, and structures (including, without limitation, protection from settlement or loss of lateral support), and to avoid damage thereto, and repair any damage thereto caused by construction operations.

6.14.18 Contractor shall confine apparatus, the storage of materials, and the operations of workers to limits indicated by law, ordinances, permits, or directions of Architect, and shall not interfere with the Work or unreasonably encumber Premises or overload any structure with materials. Contractor shall enforce all instructions of District and Architect regarding signs, advertising, fires, and smoking, and require that all workers comply with all regulations while on Project Site.

6.14.19 Contractor, Contractor's employees, Subcontractors, Subcontractors' employees, or any person associated with the Work shall conduct themselves in a manner appropriate for a school site. No verbal or physical contact with neighbors, students, and faculty, profanity, or inappropriate attire or behavior will be permitted. District may require Contractor to permanently remove non-complying persons from Project Site.

6.14.20 Contractor shall take care to prevent disturbing or covering any survey markers, monuments, or other devices marking property boundaries or corners. If such markers are disturbed, Contractor shall have a civil engineer, registered as a professional engineer in California, replace them at no cost to District.

6.14.21 In the event that the Contractor enters into any agreement with owners of any adjacent property to enter upon the adjacent property for the purpose of performing the Work, Contractor shall fully indemnify, defend, and hold harmless each person, entity, firm, or agency that owns or has any interest in adjacent property. The form and content of the agreement of indemnification shall be

approved by the District prior to the commencement of any Work on or about the adjacent property. The Contractor shall also indemnify the District as provided in the indemnification provision herein. These provisions shall be in addition to any other requirements of the owners of the adjacent property.

6.15 Working Evenings and Weekends

Contractor may be required to work increased hours, evenings, and/or weekends at no additional cost to the District. Contractor shall give the District seventy-two (72) hours' notice prior to performing any evening and/or weekend work. Contractor shall perform all evening and/or weekend work only upon District's approval and in compliance with all applicable rules, regulations, laws, and local ordinances including, without limitation, all noise and light limitations. Contractor shall reimburse the District for any increased or additional Inspector charges as a result of Contractor's increased hours, or evening and/or weekend work.

6.16 Cleaning Up

6.16.1 The Contractor shall provide all services, labor, materials, and equipment necessary for protecting and securing the Work, all school occupants, furnishings, equipment, and building structure from damage until its completion and final acceptance by District. Dust barriers shall be provided to isolate dust and dirt from construction operations. At completion of the Work and portions thereof, Contractor shall clean to the original state any areas beyond the Work area that become dust laden as a result of the Work. The Contractor must erect the necessary warning signs and barricades to ensure the safety of all school occupants. The Contractor at all times must maintain good housekeeping practices to reduce the risk of fire damage and must make a fire extinguisher, fire blanket, and/or fire watch, as applicable, available at each location where cutting, braising, soldering, and/or welding is being performed or where there is an increased risk of fire.

6.16.2 Contractor at all times shall keep Premises, including property immediately adjacent thereto, free from debris such as waste, rubbish (including personal rubbish of workers, e.g., food wrappers, etc.), and excess materials and equipment caused by the Work. Contractor shall not leave debris under, in, or about the Premises (or surrounding property or neighborhood), but shall promptly remove same from the Premises on a daily basis. If Contractor fails to clean up, District may do so and the cost thereof shall be charged to Contractor. If Contract is for work on an existing facility, Contractor shall also perform specific clean-up on or about the Premises upon request by the District as it deems necessary for the continuing education process. Contractor shall comply with all related provisions of the Specifications.

6.16.3 If the Construction Manager, Architect, or District observes the accumulation of trash and debris, the District will give the Contractor a 24-hour written notice to mitigate the condition.

6.16.4 Should the Contractor fail to perform the required clean-up, or should the clean-up be deemed unsatisfactory by the District, the District will then perform the clean-up. All cost associated with the clean-up work (including all travel, payroll burden, and costs for supervision) will be deducted from the Contract Price, or District may withhold those amounts from payment(s) to Contractor.

7. SUBCONTRACTORS

7.1 Contractor shall provide the District with information for all Subcontracts as indicated in the Contractor's Submittals and Schedules Section herein.

7.2 No contractual relationship exists between the District and any Subcontractor, supplier, or sub-subcontractor by reason of this Contract.

7.3 Contractor agrees to bind every Subcontractor by terms of this Contract as far as those terms that are applicable to Subcontractor's work including, without limitation, all labor, wage & hour, apprentice and related provisions and requirements. If Contractor shall subcontract any part of this Contract, Contractor shall be as fully responsible to District for acts and omissions of any Subcontractor and of persons either directly or indirectly employed by any Subcontractor, including Subcontractor caused Project delays, as it is for acts and omissions of persons directly employed by Contractor. The divisions or sections of the Specifications and/or the arrangement of the drawings are not intended to control the Contractor in dividing the Work among Subcontractors or limit the work performed by any trade.

7.4 District's consent to, or approval of, or failure to object to, any Subcontractor under this Contract shall not in any way relieve Contractor of any obligations under this Contract and no such consent shall be deemed to waive any provisions of this Contract.

7.5 Contractor is directed to familiarize itself with sections 4100 through 4114 of the Public Contract Code of the State of California, as regards subletting and subcontracting, and to comply with all applicable requirements therein. In addition, Contractor is directed to familiarize itself with sections 1720 through 1861 of the Labor Code of the State of California, as regards the payment of prevailing wages and related issues, and to comply with all applicable requirements therein including, without limitation, section 1775 and the Contractor's and Subcontractors' obligations and liability for violations of prevailing wage law and other applicable laws.

7.6 No Contractor whose Bid is accepted shall, without consent of the awarding authority and in full compliance with section 4100 et seq. of the Public Contract Code, including, without limitation, sections 4107, 4107.5, and 4109 of the Public Contract Code, and section 1771.1 of the Labor Code, either:

7.6.1 Substitute any person as a Subcontractor in place of the Subcontractor designated in the original Bid; or

7.6.2 Permit any Subcontract to be assigned or transferred, or allow any portion of the Work to be performed by anyone other than the original Subcontractor listed in the Bid; or

7.6.3 Sublet or subcontract any portion of the Work in excess of one-half of one percent (0.5%) of the Contractor's total bid as to which his original bid did not designate a Subcontractor.

7.7 The Contractor shall be responsible for the coordination of the trades, Subcontractors, sub-subcontractors, and material or equipment suppliers working on the Project.

7.7.1 If the Contract is valued at \$1 million or more and uses, or plans to use, state bond funds, then Contractor is responsible for ensuring that first tier Subcontractors holding C-4, C-7, C-10, C-16, C-20, C-34, C-36, C-38, C-42, C-43, and/or C-46 licenses are prequalified by the District to work on the Project pursuant to Public Contract Code section 20111.6.

7.7.2 Contractor is responsible for ensuring that all Subcontractors are properly registered as public works contractors by the Department of Industrial Relations.

7.8 Contractor is solely responsible for settling any differences between the Contractor and its Subcontractor(s) or between Subcontractors.

7.9 Contractor must include in all of its subcontracts the assignment provisions as indicated in the Termination section of these General Conditions.

8. OTHER CONTRACTS/CONTRACTORS

8.1 District reserves the right to let other contracts, and/or to perform work with its own forces, in connection with the Project. Contractor shall afford other contractors reasonable opportunity for introduction and storage of their materials and execution of their work and shall properly coordinate and connect Contractor's Work with the work of other contractors.

8.2 In addition to Contractor's obligation to protect its own Work, Contractor shall protect the work of any other contractor that Contractor encounters while working on the Project.

8.3 If any part of Contractor's Work depends for proper execution or results upon work of District or any other contractor, the Contractor shall inspect and, before proceeding with its Work, promptly report to the District in writing any defects in District's or any other contractor's work that render Contractor's Work unsuitable for proper execution and results. Contractor shall be held accountable for damages to District for District's or any other contractor's work that Contractor failed to inspect or should have inspected. Contractor's failure to inspect and report shall constitute Contractor's acceptance of all District's or any other contractor's work as fit and proper for reception of Contractor's Work, except as to defects that may develop in District's or any other contractor's work after execution of Contractor's Work and not caused by execution of Contractor's Work.

8.4 To ensure proper execution of its subsequent work, Contractor shall measure and inspect work already in place and shall at once report to the District in writing any discrepancy between that executed work and the Contract Documents.

8.5 Contractor shall ascertain to its own satisfaction the scope of the Project and nature of District's or any other contracts that have been or may be awarded by District in prosecution of the Project to the end that Contractor may perform this Contract in light of the other contracts, if any.

8.6 Nothing herein contained shall be interpreted as granting to Contractor exclusive occupancy of the Site, the Premises, or of the Project. Contractor shall not cause any unnecessary hindrance or delay to the use and/or school operation(s) of the Premises and/or to District or any other contractor working on the Project. If simultaneous execution of any contract or school operation is likely to cause interference with performance of Contractor's Contract, Contractor shall coordinate with those contractor(s), person(s), and/or entity(s) and shall notify the District of the resolution.

9. DRAWINGS AND SPECIFICATIONS

9.1 A complete list of all Drawings that form a part of the Contract is to be found as an index on the Drawings themselves, and/or may be provided to the Contractor and/or in the Table of Contents.

9.2 Materials or Work described in words that so applied have a well-known technical or trade meaning shall be deemed to refer to recognized standards, unless noted otherwise.

9.3 Trade Name or Trade Term. It is not the intention of this Contract to go into detailed descriptions of any materials and/or methods commonly known to the trade under "trade name" or "trade term." The mere mention or notation of "trade name" or "trade term" shall be considered a sufficient notice to Contractor that it will be required to complete the work so named, complete, finished, and operable, with all its appurtenances, according to the best practices of the trade.

9.4 The naming of any material and/or equipment shall mean furnishing and installing of same, including all incidental and accessory items thereto and/or labor therefor, as per best practices of the trade(s) involved, unless specifically noted otherwise.

9.5 Contract Documents are complementary, and what is called for by one shall be binding as if called for by all. As such, Drawings and Specifications are intended to be fully cooperative and to agree. However, if Contractor observes that Drawings and Specifications are in conflict with the Contract Documents, Contractor shall promptly notify District and Architect in writing, and any necessary changes shall be made as provided in the Contract Documents.

9.6 In the case of discrepancy or ambiguity in the Contract Documents, the order of precedence in the Agreement shall prevail. However, in the case of discrepancy or ambiguity solely between and among the Drawings and Specifications, the discrepancy or ambiguity shall be resolved in favor of the interpretation that will provide District with the functionally complete and operable Project described in the Drawings and Specifications. In case of ambiguity, conflict, or lack of information, District will furnish clarifications with reasonable promptness.

9.7 Drawings and Specifications are intended to comply with all laws, ordinances, rules, and regulations of constituted authorities having jurisdiction, and where referred to in the Contract Documents, the laws, ordinances, rules, and regulations shall be considered as a part of the Contract within the limits specified. Contractor shall bear all expense of correcting work done contrary to said laws, ordinances, rules, and regulations.

9.8 As required by Section 4-317(c), Part 1, Title 24, CCR: "Should any existing conditions such as deterioration or non-complying construction be discovered which is not covered by the DSA-approved documents wherein the finished work will not comply with Title 24, California Code of Regulations, a construction change document, or a separate set of plans and specifications, detailing and specifying the required repair work shall be submitted to and approved by DSA before proceeding with the repair work."

9.9 Ownership of Drawings

All copies of Plans, Drawings, Designs, Specifications, and copies of other incidental architectural and engineering work, or copies of other Contract Documents furnished by District, are the property of District. They are not to be used by Contractor in other work and, with the exception of signed sets of Contract Documents, are to be returned to District on request at completion of Work, or may be used by District as it may require without any additional costs to District. Neither the Contractor nor any Subcontractor, or material or equipment supplier shall own or claim a copyright in the Drawings, Specifications, and other documents prepared by the Architect. District hereby grants the Contractor, Subcontractors, sub-subcontractors, and material or equipment suppliers a limited license to use applicable portions of the Drawings prepared for the Project in the execution of their Work under the Contract Documents.

10. CONTRACTOR'S SUBMITTALS AND SCHEDULES

Contractor's submittals shall comply with the provisions and requirements of the Specifications including, without limitation Submittals.

10.1 Schedule of Work, Schedule of Submittals, and Schedule of Values

10.1.1 Within **TEN (10)** calendar days after the date of the Notice to Proceed (unless otherwise specified in the Specifications), the Contractor shall prepare and submit to the District for review, in a form supported by sufficient data to substantiate its accuracy as the District may require:

10.1.1.1 Preliminary Schedule. A preliminary schedule of construction indicating the starting and completion dates of the various stages of the Work, including any information and following any form as may be specified in the Specifications. Once approved by District, this shall become the Construction Schedule. This schedule shall include and identify all tasks that are on the Project's critical path with a specific determination of the start and completion of each critical path task as well as all Contract milestones and each milestone's completion date(s) as may be required by the District.

10.1.1.1.1 The District is not required to approve a preliminary schedule of construction with early completion, i.e., one that shows early completion dates for the Work and/or milestones. Contractor shall not be entitled to extra compensation if the District approves a Construction Schedule with an early completion date and Contractor completes the Project beyond the date shown in the schedule but within the Contract Time. A Construction Schedule showing the Work completed in less than the Contract Time, the time between the early completion date and the end of the Contract Time shall be Float.

10.1.1.2 Preliminary Schedule of Values. A preliminary schedule of values for all of the Work, which must include quantities and prices of items aggregating the Contract Price and must subdivide the Work into component parts in sufficient detail to serve as the basis for progress payments during construction. Unless the Special Conditions contain different limits, this preliminary schedule of values shall include, at a minimum, the following information and the following structure:

10.1.1.2.1 Divided into at least the following categories:

- 10.1.1.2.1.1** Overhead and profit;
- 10.1.1.2.1.2** Supervision;
- 10.1.1.2.1.3** General conditions;
- 10.1.1.2.1.4** Layout;
- 10.1.1.2.1.5** Mobilization;
- 10.1.1.2.1.6** Submittals;
- 10.1.1.2.1.7** Bonds and insurance;
- 10.1.1.2.1.8** Close-out/Certification documentation;
- 10.1.1.2.1.9** Demolition;
- 10.1.1.2.1.10** Installation;
- 10.1.1.2.1.11** Rough-in;
- 10.1.1.2.1.12** Finishes;
- 10.1.1.2.1.13** Testing;
- 10.1.1.2.1.14** Punchlist and District acceptance.

10.1.1.2.2 And also divided by each of the following areas:

- 10.1.1.2.2.1** Site work;
- 10.1.1.2.2.2** By each building;
- 10.1.1.2.2.3** By each floor.

10.1.1.2.3 The preliminary schedule of values shall not provide for values any greater than the following percentages of the Contract value:

- 10.1.1.2.3.1** Mobilization and layout combined to equal not more than 1%;
- 10.1.1.2.3.2** Submittals, samples and shop drawings combined to equal not more than 3%;
- 10.1.1.2.3.3** Bonds and insurance combined to equal not more than 2%.

10.1.1.2.4 Closeout documentation shall have a value in the preliminary schedule of not less than 5%.

10.1.1.2.5 Notwithstanding any provision of the Contract Documents to the contrary, payment of the Contractor's overhead, supervision, general conditions costs, and profit, as reflected in the Cost Breakdown, shall be paid based on percentage complete, with the disbursement of Progress Payments and the Final Payment.

10.1.1.2.6 Contractor shall certify that the preliminary schedule of values as submitted to the District is accurate and reflects the costs as developed in preparing Contractor's bid. For example, without limiting the foregoing,

Contractor shall not “front-load” the preliminary schedule of values with dollar amounts greater than the value of activities performed early in the Project.

10.1.1.2.7 The preliminary schedule of values shall be subject to the District's review and approval of the form and content thereof. In the event that the District objects to any portion of the preliminary schedule of values, the District shall notify the Contractor, in writing, of the District's objection(s) to the preliminary schedule of values. Within five (5) calendar days of the date of the District's written objection(s), Contractor shall submit a revised preliminary schedule of values to the District for review and approval. The foregoing procedure for the preparation, review and approval of the preliminary schedule of values shall continue until the District has approved the entirety of the preliminary schedule of values.

10.1.1.2.8 Once the preliminary schedule of values is approved by the District, this shall become the Schedule of Values. The Schedule of Values shall not be thereafter modified or amended by the Contractor without the prior consent and approval of the District, which may be granted or withheld in the sole discretion of the District.

10.1.1.3 Preliminary Schedule of Submittals. A preliminary schedule of submittals, including Shop Drawings, Product Data, and Samples submittals. Once approved by District, this shall become the Submittal Schedule. All submittals shall be forwarded to the District by the date indicated on the approved Submittal Schedule, unless an earlier date is necessary to maintain the Construction Schedule, in which case those submittals shall be forwarded to the District so as not to delay the Construction Schedule. Upon request by the District, Contractor shall provide an electronic copy of all submittals to the District. All submittals shall be submitted no later than 90 days after the Notice to Proceed.

10.1.1.4 Safety Plan. Contractor's Safety Plan specifically adapted for the Project. Contractor's Safety Plan shall comply with the following requirements:

10.1.1.4.1 All applicable requirements of California Division of Occupational Safety and Health (“CalOSHA”) and/or of the United States Occupational Safety and Health Administration (“OSHA”).

10.1.1.4.2 All provisions regarding Project safety, including all applicable provisions in these General Conditions.

10.1.1.4.3 Contractor's Safety Plan shall be in English and in the language(s) of the Contractor's and its Subcontractors' employees.

10.1.1.5 Complete Registered Subcontractors List. The name, address, telephone number, facsimile number, California State Contractors License number, classification, DIR registration number and monetary value of all Subcontracts of any tier for parties furnishing labor, material, or equipment for completion of the Project.

10.1.2 Contractor must provide all schedules both in hard copy and electronically, in a format (e.g., Microsoft Project or Primavera) approved in advance by the District.

10.1.3 The District will review the schedules submitted and the Contractor shall make changes and corrections in the schedules as requested by the District and resubmit the schedules until approved by the District.

10.1.4 The District shall have the right at any time to revise the schedule of values if, in the District's sole opinion, the schedule of values does not accurately reflect the value of the Work performed.

10.1.5 All submittals and schedules must be approved by the District before Contractor can rely on them as a basis for payment.

10.2 Monthly Progress Schedule(s)

10.2.1 Contractor shall provide Monthly Progress Schedule(s) to the District. A Monthly Progress Schedule shall update the approved Construction Schedule or the last Monthly Progress Schedule, showing all work completed and to be completed as well as updating the Registered Subcontractors List. The monthly Progress Schedule shall be sent within the timeframe requested by the District and shall be in a format acceptable to the District and contain a written narrative of the progress of work that month and any changes, delays, or events that may affect the work. The process for District approval of the Monthly Progress Schedule shall be the same as the process for approval of the Construction Schedule.

10.2.2 Contractor shall submit Monthly Progress Schedule(s) with all payment applications.

10.2.3 Contractor must provide all schedules both in hard copy and electronically, in a format (e.g., Microsoft Project or Primavera) approved in advance by the District.

10.2.4 The District will review the schedules submitted and the Contractor shall make changes and corrections in the schedules as requested by the District and resubmit the schedules until approved by the District.

10.2.5 The District shall have the right at any time to revise the schedule of values if, in the District's sole opinion, the schedule of values does not accurately reflect the value of the Work performed.

10.2.6 All submittals and schedules must be approved by the District before Contractor can rely on them as a basis for payment.

10.3 Material Safety Data Sheets (MSDS)

Contractor is required to ensure Material Safety Data Sheets are available in a readily accessible place at the Work Site for any material requiring a Material Safety Data Sheet per the federal "Hazard Communication" standard, or employees' "right to know" law. The Contractor is also required to ensure proper labeling on substances brought onto the job site and that any person working with the material or within the general area of the material is informed of the hazards of the substance and follows proper handling and protection procedures. Two additional copies of the Material Safety Data Sheets shall also be submitted directly to the District.

11. SITE ACCESS, CONDITIONS, AND REQUIREMENTS

11.1 Site Investigation

Before bidding on this Work, Contractor shall make a careful investigation of the Site and thoroughly familiarize itself with the requirements of the Contract. By the act of submitting a bid for the Work included in this Contract, Contractor shall be deemed to have made a complete study and investigation, and to be familiar with and accepted the existing conditions of the Site.

Prior to commencing the Work, Contractor and the District's representative shall survey the Site to document the condition of the Site. Contractor will record the survey in digital videotape format and provide an electronic copy to the District within fourteen (14) days of the survey. This electronic record shall serve as a basis for determining any damages caused by the Contractor during the Project. The Contractor may also document any pre-existing conditions in writing, provided that both the Contractor and the District's representative agree on said conditions and sign a memorandum documenting the same.

11.2 Soils Investigation Report

11.2.1 When a soils investigation report obtained from test holes at Site or for the Project is available, that report may be available to the Contractor but shall not be a part of this Contract and shall not alleviate or excuse the Contractor's obligation to perform its own investigation. Any information obtained from that report or any information given on Drawings as to subsurface soil condition or to elevations of existing grades or elevations of underlying rock is approximate only, is not guaranteed, does not form a part of this Contract, and Contractor may not rely thereon. By submitting its bid, Contractor acknowledges that it has made visual examination of Site and has made whatever tests Contractor deems appropriate to determine underground condition of soil.

11.2.2 Contractor agrees that no claim against District will be made by Contractor for damages and hereby waives any rights to damages if, during progress of Work, Contractor encounters subsurface or latent conditions at Site materially differing from those shown on Drawings or indicated in Specifications, or for unknown conditions of an unusual nature that differ materially from those ordinarily encountered in the work of the character provided for in Plans and Specifications, except as indicated in the provisions of these General Conditions regarding trenches, trenching, and/or existing utility lines.

11.3 Access to Work

District and its representatives shall at all times have access to Work wherever it is in preparation or progress, including storage and fabrication. Contractor shall provide safe and proper facilities for such access so that District's representatives may perform their functions.

11.4 Layout and Field Engineering

11.4.1 All field engineering required for layout of this Work and establishing grades for earthwork operations shall be furnished by Contractor at its expense. This Work shall be done by a qualified, California-registered civil engineer approved

in writing by District and Architect. Any required Record and/or As-Built Drawings of Site development shall be prepared by the approved civil engineer.

11.4.2 The Contractor shall be responsible for having ascertained pertinent local conditions such as location, accessibility, and general character of the Site and for having satisfied itself as to the conditions under which the Work is to be performed. Contractor shall follow best practices, including but not limited to potholing to avoid utilities. District shall not be liable for any claim for allowances because of Contractor's error, failure to follow best practices, or negligence in acquainting itself with the conditions at the Site.

11.4.3 Contractor shall protect and preserve established benchmarks and monuments and shall make no changes in locations without the prior written approval of District. Contractor shall replace any benchmarks or monuments that are lost or destroyed subsequent to proper notification of District and with District's approval.

11.5 Utilities

Utilities shall be provided as indicated in the Specifications.

11.6 Sanitary Facilities

Sanitary facilities shall be provided as indicated in the Specifications.

11.7 Surveys

Contractor shall provide surveys done by a California-licensed civil engineer surveyor to determine locations of construction, grading, and site work as required to perform the Work.

11.8 Regional Notification Center

The Contractor, except in an emergency, shall contact the appropriate regional notification center at least two (2) days prior to commencing any excavation if the excavation will be conducted in an area or in a private easement that is known, or reasonably should be known, to contain subsurface installations other than the underground facilities owned or operated by the District, and obtain an inquiry identification number from that notification center. No excavation shall be commenced and/or carried out by the Contractor unless an inquiry identification number has been assigned to the Contractor or any Subcontractor and the Contractor has given the District the identification number. Any damages arising from Contractor's failure to make appropriate notification shall be at the sole risk and expense of the Contractor. Any delays caused by failure to make appropriate notification shall be at the sole risk of the Contractor and shall not be considered for an extension of the Contract Time.

11.9 Existing Utility Lines

11.9.1 Pursuant to Government Code section 4215, District assumes the responsibility for removal, relocation, and protection of main or trunk utility lines and facilities located on the construction Site at the time of commencement of construction under this Contract with respect to any such utility facilities that are not identified in the Plans and Specifications. Contractor shall not be assessed for

liquidated damages for delay in completion of the Project caused by failure of District or the owner of a utility to provide for removal or relocation of such utility facilities.

11.9.2 Locations of existing utilities provided by District shall not be considered exact, but approximate within a reasonable margin and shall not relieve Contractor of responsibilities to exercise reasonable care or costs of repair due to Contractor's failure to do so. District shall compensate Contractor for the costs of locating, repairing damage not due to the failure of Contractor to exercise reasonable care, and removing or relocating such utility facilities not indicated in the Plans and Specifications with reasonable accuracy, and for equipment necessarily idle during such work.

11.9.3 No provision herein shall be construed to preclude assessment against Contractor for any other delays in completion of the Work. Nothing in this Article shall be deemed to require District to indicate the presence of existing service laterals, appurtenances, or other utility lines, within the exception of main or trunk utility lines or whenever the presence of these utilities on the Site of the construction Project can be inferred from the presence of other visible facilities, such as buildings, meter junction boxes, on or adjacent to the Site of the construction.

11.9.4 If Contractor, while performing Work under this Contract, discovers utility facilities not identified by District in Contract Plans and Specifications, Contractor shall immediately notify the District and the utility in writing. The cost of repair for damage to above-mentioned visible facilities without prior written notification to the District shall be borne by the Contractor.

11.10 Notification

Contractor understands, acknowledges and agrees that the purpose for prompt notification to the District pursuant to these provisions is to allow the District to investigate the condition(s) so that the District shall have the opportunity to decide how the District desires to proceed as a result of the condition(s). Accordingly, failure of Contractor to promptly notify the District in writing, pursuant to these provisions, shall constitute Contractor's waiver of any claim for damages or delay incurred as a result of the condition(s).

11.11 Hazardous Materials

Contractor shall comply with all provisions and requirements of the Contract Documents related to hazardous materials including, without limitation, Hazardous Materials Procedures and Requirements.

11.12 No Signs

Neither the Contractor nor any other person or entity shall display any signs not required by law or the Contract Documents at the Site, fences trailers, offices, or elsewhere on the Site without specific prior written approval of the District.

12. TRENCHES

12.1 Trenches Greater Than Five Feet

Pursuant to Labor Code section 6705, if the Contract Price exceeds \$25,000 and involves the excavation of any trench or trenches five (5) feet or more in depth, the Contractor shall, in advance of excavation, promptly submit to the District and/or a registered civil or structural engineer employed by the District or Architect, a detailed plan, stamped by a licensed engineer retained by the Contractor, showing the design of shoring for protection from the hazard of caving ground during the excavation of such trench or trenches.

12.2 Excavation Safety

If such plan varies from the Shoring System Standards established by the Construction Safety Orders, the plan shall be prepared by a registered civil or structural engineer, but in no case shall such plan be less effective than that required by the Construction Safety Orders. No excavation of such trench or trenches shall be commenced until said plan has been accepted by the District or by the person to whom authority to accept has been delegated by the District.

12.3 No Tort Liability of District

Pursuant to Labor Code section 6705, nothing in this Article shall impose tort liability upon the District or any of its employees.

12.4 No Excavation without Permits

The Contractor shall not commence any excavation Work until it has secured all necessary permits including the required CalOSHA excavation/shoring permit. Any permits shall be prominently displayed on the Site prior to the commencement of any excavation.

12.5 Discovery of Hazardous Waste and/or Unusual Conditions

12.5.1 Pursuant to Public Contract Code section 7104, if the Work involves digging trenches or other excavations that extend deeper than four feet below the Surface, the Contractor shall promptly, and before the following conditions are disturbed, notify the District, in writing, of any:

12.5.1.1 Material that the Contractor believes may be material that is hazardous waste, as defined in section 25117 of the Health and Safety Code, is required to be removed to a Class I, Class II, or Class III disposal site in accordance with provisions of existing law.

12.5.1.2 Subsurface or latent physical conditions at the Site differing from those indicated.

12.5.1.3 Unknown physical conditions at the Site of any unusual nature, different materially from those ordinarily encountered and generally recognized as inherent in work of the character provided for in the Contract.

12.5.2 The District shall promptly investigate the conditions, and if it finds that the conditions do materially so differ, or do involve hazardous waste, and cause a decrease or increase in the Contractor's cost of, or the time required for, performance of any part of the Work, shall issue a Change Order under the procedures described herein.

12.5.3 In the event that a dispute arises between District and the Contractor whether the conditions materially differ, or involve hazardous waste, or cause a decrease or increase in the Contractor's cost of, or time required for, performance of any part of the Work, the Contractor shall not be excused from any scheduled completion date provided for by the Contract, but shall proceed with all work to be performed under the Contract. The Contractor shall retain any and all rights provided either by Contract or by law that pertain to the resolution of disputes and protests.

13. INSURANCE AND BONDS

13.1 Insurance

Unless different provisions and/or limits are indicated in the Special Conditions, all insurance required of Contractor and/or its Subcontractor(s) shall be in the amounts and include the provisions set forth herein.

13.1.1 Commercial General Liability and Automobile Liability Insurance

13.1.1.1 Contractor shall procure and maintain, during the life of this Contract, Commercial General Liability Insurance and Automobile Liability Insurance that shall protect Contractor, District, State, Construction Manager(s), Project Inspector(s), and Architect(s) from all claims for bodily injury, property damage, personal injury, death, advertising injury, and medical payments arising from, or in connection with, operations under this Contract. This coverage shall be provided in a form at least as broad as Insurance Services (ISO) Form CG 0001 11188. Contractor shall ensure that Products Liability and Completed Operations coverage, Fire Damage Liability coverage, and Automobile Liability Insurance coverage including owned, non-owned, and hired automobiles, are included within the above policies and at the required limits, or Contractor shall procure and maintain these coverages separately.

13.1.1.2 Contractor's deductible or self-insured retention for its Commercial General Liability Insurance policy shall not exceed \$25,000 unless approved in writing by District.

13.1.1.3 All such policies shall be written on an occurrence form.

13.1.2 Excess Liability Insurance

13.1.2.1 If Contractor's underlying policy limits are less than required, subject to 13.1.2.3 below, Contractor may procure and maintain, during the life of this Contract, an Excess Liability Insurance Policy to meet the policy limit requirements of the required policies in order to satisfy, in the aggregate with its underlying policy, the insurance requirements herein..

13.1.2.2 There shall be no gap between the per occurrence amount of any underlying policy and the start of the coverage under the Excess Liability Insurance Policy. Any Excess Liability Insurance Policy shall be written on a following form and shall protect Contractor, District, State, Construction Manager(s), Project Manager(s), and Architect(s) in amounts and including the provisions as set forth in the Supplementary Conditions (if any) and/or Special Conditions, and that complies with all requirements for Commercial General Liability and Automobile Liability and Employers' Liability Insurance.

13.1.2.3 The District, in its sole discretion, may accept the Excess Liability Insurance Policy that brings Contractor's primary limits to the minimum requirements herein.

13.1.3 Subcontractor(s): Contractor shall require its Subcontractor(s), if any, to procure and maintain Commercial General Liability Insurance, Automobile Liability Insurance, and Excess Liability Insurance (if Subcontractor elects to satisfy, in part the insurance required herein by procuring and maintaining an Excess Liability Insurance Policy) with forms of coverage and limits equal to the amounts required of the Contractor.

13.1.4 Workers' Compensation and Employers' Liability Insurance

13.1.4.1 In accordance with provisions of section 3700 of the California Labor Code, the Contractor and every Subcontractor shall be required to secure the payment of compensation to its employees.

13.1.4.2 Contractor shall procure and maintain, during the life of this Contract, Workers' Compensation Insurance and Employers' Liability Insurance for all of its employees engaged in work under this Contract, on/or at the Site of the Project. This coverage shall cover, at a minimum, medical and surgical treatment, disability benefits, rehabilitation therapy, and survivors' death benefits. Contractor shall require its Subcontractor(s), if any, to procure and maintain Workers' Compensation Insurance and Employers' Liability Insurance for all employees of Subcontractor(s). Any class of employee or employees not covered by a Subcontractor's insurance shall be covered by Contractor's insurance. If any class of employee or employee engaged in Work under this Contract, on or at the Site of the Project, is not protected under the Workers' Compensation Insurance, Contractor shall provide, or shall cause a Subcontractor to provide, adequate insurance coverage for the protection of any employee(s) not otherwise protected before any of those employee(s) commence work.

13.1.5 Builder's Risk Insurance: Builder's Risk "All Risk" Insurance

Contractor shall procure and maintain, during the life of this Contract, Builder's Risk (Course of Construction), or similar first party property coverage acceptable to the District, issued on a replacement cost value basis. The cost shall be consistent with the total replacement cost of all insurable Work of the Project included within the Contract Documents. Coverage is to insure against all risks of accidental physical loss and shall include without limitation the perils of vandalism and/or malicious mischief (both without any limitation regarding vacancy or occupancy), sprinkler leakage, civil authority, theft, sonic disturbance, earthquake, flood, collapse, wind, rain, dust, fire, war, terrorism, lightning, smoke, and rioting. Coverage shall include debris removal, demolition, increased costs due to enforcement of all applicable

ordinances and/or laws in the repair and replacement of damaged and undamaged portions of the property, and reasonable costs for the Architect's and engineering services and expenses required as a result of any insured loss upon the Work and Project, including completed Work and Work in progress, to the full insurable value thereof.

13.1.6 Pollution Liability Insurance

13.1.6.1 Contractor shall procure and maintain Pollution Liability Insurance that shall protect Contractor, District, State, Construction Manager(s), Project Inspector(s), and Architect(s) from all claims for bodily injury, property damage, including natural resource damage, cleanup costs, removal, storage, disposal, and/or use of the pollutant arising from operations under this Contract, and defense, including costs and expenses incurred in the investigation, defense, or settlement of claims. Coverage shall apply to sudden and/or gradual pollution conditions resulting from the escape or release of smoke, vapors, fumes, acids, alkalis, toxic chemicals, liquids, or gases, natural gas, waste materials, or other irritants, contaminants, or pollutants, including asbestos. This coverage shall be provided in a form at least as broad as Insurance Services Offices, Inc. (ISO) Form CG 2415, or Contractor shall procure and maintain these coverages separately.

13.1.6.2 Contractor warrants that any retroactive date applicable to coverage under the policy shall predate the effective date of the Contract and that continuous coverage will be maintained or an extended reporting or discovery period will be exercised for a period of three (3) years, beginning from the time that the Work under the Contract is completed.

13.1.6.3 If Contractor is responsible for removing any pollutants from a site, then Contractor shall ensure that Any Auto, including owned, non-owned, and hired, is included within the above policies and at the required limits, to cover its automobile exposure from transporting the pollutants from the site to an approved disposal site. This coverage shall include the Motor Carrier Act Endorsement, MCS 90.

13.1.7 Proof of Insurance and Other Requirements: Endorsements and Certificates

13.1.7.1 Contractor shall not commence Work nor shall it allow any Subcontractor to commence Work under this Contract, until Contractor and its Subcontractor(s) have procured all required insurance and Contractor has delivered in duplicate to the District complete endorsements (or entire insurance policies) and certificates indicating the required coverages have been obtained, and the District has approved these documents.

13.1.7.2 Endorsements, certificates, and insurance policies shall include the following:

13.1.7.2.1 A clause stating the following, or other language acceptable to the District:

"This policy shall not be canceled until written notice to District, Architect, and Construction Manager stating date of the cancellation by the insurance

carrier. Date of cancellation may not be less than thirty (30) days after date of mailing notice.”

13.1.7.2.2 Language stating in particular those insured, extent of insurance, location and operation to which insurance applies, expiration date, to whom cancellation and reduction notice will be sent, and length of notice period.

13.1.7.2.3 All endorsements, certificates and insurance policies shall state that District, its trustees, employees and agents, the State of California, Construction Manager(s), Project Manager(s), Inspector(s) and Architect(s) are named additional insureds under all policies except Workers’ Compensation Insurance and Employers’ Liability Insurance.

13.1.7.3 No policy shall be amended, canceled or modified, and the coverage amounts shall not be reduced, until Contractor or Contractor’s broker has provided written notice to District, Architect(s), and Construction Manager(s) stating date of the amendment, modification, cancellation or reduction, and a description of the change. Date of amendment, modification, cancellation or reduction may not be less than thirty (30) days after date of mailing notice.

13.1.7.4 Insurance written on a “claims made” basis shall be retroactive to a date that coincides with or precedes Contractor’s commencement of Work, including subsequent policies purchased as renewals or replacements. Said policy is to be renewed by the Contractor and all Subcontractors for a period of five (5) years following completion of the Work or termination of this Agreement. Such insurance must have the same coverage and limits as the policy that was in effect during the term of this Agreement, and will cover the Contractor and all Subcontractors for all claims made.

13.1.7.5 Contractor’s and Subcontractors’ insurance policy(s) shall be primary and non-contributory to any insurance or self-insurance maintained by District, its trustees, employees and/or agents, the State of California, Construction Manager(s), Project Manager(s), Inspector(s), and/or Architect(s).

13.1.7.6 All endorsements shall waive any right to subrogation against any of the named additional insureds.

13.1.7.7 Unless otherwise stated in the Special Conditions, all of Contractor’s insurance shall be with insurance companies with an A.M. Best rating of no less than **A: VII**.

13.1.7.8 The insurance requirements set forth herein shall in no way limit the Contractor’s liability arising out of or relating to the performance of the Work or related activities.

13.1.7.9 Failure of Contractor and/or its Subcontractor(s) to comply with the insurance requirements herein shall be deemed a material breach of the Contract.

13.1.8 Insurance Policy Limits

Unless different limits are indicated in the Special Conditions, the limits of insurance shall not be less than the following amounts:

Commercial General Liability	Product Liability and Completed Operations, Fire Damage Liability – Split Limit	\$2,000,000 per occurrence; \$4,000,000 aggregate
Automobile Liability	Any Auto – Combined Single Limit	\$1,000,000
Workers' Compensation		Statutory limits pursuant to State law
Employers' Liability		\$1,000,000
Builder's Risk (Course of Construction)		Issued for the value and scope of Work indicated herein.
Pollution Liability		\$1,000,000 per claim; \$2,000,000 aggregate

13.2 Contract Security - Bonds

13.2.1 Contractor shall furnish two surety bonds issued by a California admitted surety insurer as follows:

13.2.1.1 Performance Bond: A bond in an amount at least equal to one hundred percent (100%) of Contract Price as security for faithful performance of this Contract.

13.2.1.2 Payment Bond: A bond in an amount at least equal to one hundred percent (100%) of the Contract Price as security for payment of persons performing labor and/or furnishing materials in connection with this Contract.

13.2.2 Cost of bonds shall be included in the Bid and Contract Price.

13.2.3 All bonds related to this Project shall be in the forms set forth in these Contract Documents and shall comply with all requirements of the Contract Documents, including, without limitation, the bond forms.

14. WARRANTY/GUARANTEE/INDEMNITY

14.1 Warranty/Guarantee

14.1.1 The Contractor shall obtain and preserve for the benefit of the District, manufacturer's warranties on materials, fixtures, and equipment incorporated into the Work.

14.1.2 In addition to guarantees required elsewhere, Contractor shall, and hereby does guarantee and warrant all Work furnished on the job against all defects for a period of **ONE (1)** year after the later of the following dates, unless a longer period is provided for in the Contract Documents:

14.1.2.1 The acceptance by the District's governing board of the Work, subject to these General Conditions, or

14.1.2.2 The date that commissioning for the Project, if any, was completed.

At the District's sole option, Contractor shall repair or replace any and all of that Work, together with any other Work that may be displaced in so doing, that may prove defective in workmanship and/or materials within a **ONE (1)** year period from date of completion as defined above, unless a longer period is provided for in the Contract Documents, without expense whatsoever to District. In the event of failure of Contractor and/or Surety to commence and pursue with diligence said replacements or repairs within ten (10) days after being notified in writing, Contractor and Surety hereby acknowledge and agree that District is authorized to proceed to have defects repaired and made good at expense of Contractor and/or Surety who hereby agree to pay costs and charges therefore immediately on demand.

14.1.3 If, in the opinion of District, defective work creates a dangerous condition or requires immediate correction or attention to prevent further loss to District or to prevent interruption of operations of District, District will attempt to give the notice required above. If Contractor or Surety cannot be contacted or neither complies with District's request for correction within a reasonable time as determined by District, District may, notwithstanding the above provision, proceed to make any and all corrections and/or provide attentions the District believes are necessary. The costs of correction or attention shall be charged against Contractor and Surety of the guarantees provided in this Article or elsewhere in this Contract.

14.1.4 The above provisions do not in any way limit the guarantees on any items for which a longer guarantee is specified or on any items for which a manufacturer gives a guarantee for a longer period. Contractor shall furnish to District all appropriate guarantee or warranty certificates as indicated in the Specifications or upon request by District.

14.1.5 Nothing herein shall limit any other rights or remedies available to District.

14.2 Indemnity and Defense

14.2.1 To the furthest extent permitted by California law, the Contractor shall indemnify, keep and hold harmless the District, the Architect(s), and the Construction Manager(s), their respective consultants, separate contractors, board members, officers, representatives, , agents, and employees, in both individual and official capacities ("Indemnitees"), against all suits, claims, injury, damages, losses, and expenses ("Claims"), including but not limited to attorney's fees, caused by, arising out of, resulting from, or incidental to, in whole or in part, the performance of the Work under this Contract by the Contractor, its Subcontractors, vendors, or suppliers. However, the Contractor's indemnification and hold harmless obligation shall be reduced by the proportion of the Indemnitees' and/or Architect's liability to the extent the Claim(s) is/are caused by the sole negligence, active negligence, or

willful misconduct of the Indemnitees, and/or defects in design furnished by the Architect, as found by a court or arbitrator of competent jurisdiction. This indemnification and hold harmless obligation of the Contractor shall not be construed to negate, abridge, or otherwise reduce any right or obligation of indemnity that would otherwise exist or arise as to any Indemnatee or other person described herein. This indemnification and hold harmless obligation includes, but is not limited to, any failure or alleged failure by Contractor to comply with any provision of law, any failure or alleged failure to timely and properly fulfill all of its obligations under the Contract Documents in strict accordance with their terms, and without limitation, any failure or alleged failure of Contractor's obligations regarding any stop payment notice actions or liens, including Civil Wage and Penalty Assessments and/or Orders by the DIR.

14.2.2 To the furthest extent permitted by California law, Contractor shall also defend Indemnitees, at its own expense, including but not limited to attorneys' fees and costs, against all Claims caused by, arising out of, resulting from, or incidental to, in whole or in part, the performance of the Work under this Contract by the Contractor, its Subcontractors, vendors, or suppliers. However, the Contractor's defense obligation shall be reduced by the proportion of the Indemnitees' and/or Architect's liability to the extent caused by the sole negligence, active negligence, or willful misconduct of the Indemnitees, and/or defects in design furnished by the Architect, as found by a court or arbitrator of competent jurisdiction. The District shall have the right to accept or reject any legal representation that Contractor proposes to defend the Indemnitees. If any Indemnatee provides its own defense due to failure to timely respond to tender of defense, rejection of tender of defense, or conflict of interest of proposed counsel, Contractor shall reimburse such Indemnatee for any expenditures. Contractor's defense obligation shall not be construed to negate, abridge, or otherwise reduce any right or obligation of defense that would otherwise exist as to any Indemnatee or other person described herein. Contractor's defense obligation includes, but is not limited to, any failure or alleged failure by Contractor to comply with any provision of law, any failure or alleged failure to timely and properly fulfill all of its obligations under the Contract Documents in strict accordance with their terms, and without limitation, any failure or alleged failure of Contractor's obligations regarding any stop payment notice actions or liens, including Civil Wage and Penalty Assessments and/or Orders by the DIR. The Contractor shall give prompt notice to the District in the event of any Claim(s).

14.2.3 Without limitation of the provisions herein, if the Contractor's obligation to indemnify and hold harmless the Indemnitees or its obligation to defend Indemnitees as provided herein shall be determined to be void or unenforceable, in whole or in part, it is the intention of the parties that these circumstances shall not otherwise affect the validity or enforceability of the Contractor's agreement to indemnify, defend, and hold harmless the rest of the Indemnitees, as provided herein. Further, the Contractor shall be and remain fully liable on its agreements and obligations herein to the fullest extent permitted by law.

14.2.4 Pursuant to Public Contract Code section 9201, the District shall provide timely notification to Contractor of the receipt of any third-party Claim relating to this Contract. The District shall be entitled to recover its reasonable costs incurred in providing said notification.

14.2.5 In any and all Claims against any of the Indemnitees by any employee of the Contractor, any Subcontractor, anyone directly or indirectly employed by any of them or anyone for whose acts any of them may be liable, the Contractor's indemnification obligation herein shall not be limited in any way by any limitation on the amount or type of damages, compensation, or benefits payable by or for the Contractor or any Subcontractor under workers' compensation acts, disability benefit acts, or other employee benefit acts.

14.2.6 The District may retain so much of the moneys due the Contractor as shall be considered necessary, until disposition of any such Claims or until the District, Architect(s) and Construction Manager(s) have received written agreement from the Contractor that they will unconditionally defend the District, Architect(s) and Construction Manager(s), their respective officers, agents and employees, and pay any damages due by reason of settlement or judgment.

14.2.7 The Contractor's defense and indemnification obligations hereunder shall survive the completion of Work, the warranty/guarantee period, and the termination of the Contract.

15. TIME

15.1 Notice to Proceed

15.1.1 District may issue a Notice to Proceed within ninety (90) days from the date of the Notice of Award. Once Contractor has received the Notice to Proceed, Contractor shall complete the Work within the period of time indicated in the Contract Documents.

15.1.2 In the event that the District desires to postpone issuing the Notice to Proceed beyond ninety (90) days from the date of the Notice of Award, it is expressly understood that with reasonable notice to the Contractor, the District may postpone issuing the Notice to Proceed. It is further expressly understood by Contractor that Contractor shall not be entitled to any claim of additional compensation as a result of the postponement of the issuance of the Notice to Proceed.

15.1.3 If the Contractor believes that a postponement of issuance of the Notice to Proceed will cause a hardship to Contractor, Contractor may terminate the Contract. Contractor's termination due to a postponement shall be by written notice to District within ten (10) days after receipt by Contractor of District's notice of postponement. It is further understood by Contractor that in the event that Contractor terminates the Contract as a result of postponement by the District, the District shall only be obligated to pay Contractor for the Work that Contractor had performed at the time of notification of postponement. Should Contractor terminate the Contract as a result of a notice of postponement, District shall have the authority to award the Contract to the next lowest responsive responsible bidder.

15.2 Computation of Time / Adverse Weather

15.2.1 The Contractor will only be allowed a time extension for Adverse Weather conditions if requested by Contractor in compliance with the time extension request procedures and only if all of the following conditions are met:

15.2.1.1 The weather conditions constitute Adverse Weather, as defined herein and further specified in the Special Conditions;

15.2.1.2 Contractor can verify that the Adverse Weather caused delays in excess of five (5) hours of the indicated labor required to complete the scheduled tasks of Work on the day affected by the Adverse Weather;

15.2.1.3 The Contractor's crew is dismissed as a result of the Adverse Weather;

15.2.1.4 Said delay adversely affects the critical path in the Construction Schedule; and

15.2.1.5 Exceeds twelve (12) days of delay per year.

15.2.2 If the aforementioned conditions are met, a non-compensable day-for-day extension will only be allowed for those days in excess of those indicated in the Special Conditions.

15.2.3 The Contractor shall work seven (7) days per week, if necessary, irrespective of inclement weather, to maintain access and the Construction Schedule, and to protect the Work under construction from the effects of Adverse Weather, all at no further cost to the District.

15.2.4 The Contract Time has been determined with consideration given to the average climate weather conditions prevailing in the County in which the Project is located.

15.3 Hours of Work

15.3.1 Sufficient Forces

Contractor and Subcontractors shall continuously furnish sufficient and competent work forces with the required levels of familiarity with the Project and skill, training and experience to ensure the prosecution of the Work in accordance with the Construction Schedule.

15.3.2 Performance During Working Hours

Work shall be performed during regular working hours as permitted by the appropriate governmental agency except that in the event of an emergency, or when required to complete the Work in accordance with job progress, Work may be performed outside of regular working hours with the advance written consent of the District and approval of any required governmental agencies.

15.3.3 No Work during State Testing

Contractor shall, at no additional cost to the District and at the District's request, coordinate its Work to not disturb District students including, without limitation, not performing any Work when students at the Site are taking State or Federally-required tests. The District or District's Representative will provide Contractor with a schedule of test dates concurrent with the District's issuance of the Notice to Proceed, or as soon as test dates are made available to the District.

15.4 Progress and Completion

15.4.1 Time of the Essence

Time limits stated in the Contract Documents are of the essence to the Contract. By executing the Agreement, the Contractor confirms that the Contract Time is a reasonable period for performing the Work.

15.4.2 No Commencement Without Insurance or Bonds

The Contractor shall not commence operations on the Project or elsewhere prior to the effective date of insurance and bonds. The date of commencement of the Work shall not be changed by the effective date of such insurance or bonds. If Contractor commences Work without insurance and bonds, all Work is performed at Contractor's peril and shall not be compensable until and unless Contractor secures bonds and insurance pursuant to the terms of the Contract Documents and subject to District claim for damages.

15.5 Schedule

Contractor shall provide to District, Construction Manager, and Architect a schedule in conformance with the Contract Documents and as required in the Notice to Proceed and the Contractor's Submittals and Schedules section of these General Conditions.

15.6 Expeditious Completion

The Contractor shall proceed expeditiously with adequate forces and shall achieve Completion within the Contract Time.

16. EXTENSIONS OF TIME – LIQUIDATED DAMAGES

16.1 Liquidated Damages

Contractor and District hereby agree that the exact amount of damages for failure to complete the Work within the time specified is extremely difficult or impossible to determine. If the Work is not completed within the time specified in the Contract Documents, it is understood that the District will suffer damage. It being impractical and unfeasible to determine the amount of actual damage, it is agreed the Contractor shall pay to District as fixed and liquidated damages, and not as a penalty, the amount set forth in the Agreement for each calendar day of delay in completion. Contractor and its Surety shall be liable for the amount thereof pursuant to Government Code section 53069.85.

16.2 Excusable Delay

16.2.1 Contractor shall not be charged for liquidated damages because of any delays in completion of Work which are not the fault of Contractor or its Subcontractors, including acts of God as defined in Public Contract Code section 7105, acts of enemy, epidemics, and quarantine restrictions. Contractor shall, within five (5) calendar days of beginning of any delay, notify District in writing of causes of delay including documentation and facts explaining the delay and the direct correlation between the cause and effect. District shall review the facts and extent of any delay and shall grant extension(s) of time for completing Work when, in its

judgment, the findings of fact justify an extension. Extension(s) of time shall apply only to that portion of Work affected by delay, and shall not apply to other portions of Work not so affected. An extension of time may only be granted if Contractor has timely submitted the Construction Schedule as required herein.

16.2.2 Contractor shall notify the District pursuant to the claims provisions in these General Conditions of any anticipated delay and its cause. Following submission of a claim, the District may determine whether the delay is to be considered avoidable or unavoidable, how long it continues, and to what extent the prosecution and completion of the Work might be delayed thereby.

16.2.3 In the event the Contractor requests an extension of Contract Time for unavoidable delay, such request shall be submitted in accordance with the provisions in the Contract Documents governing changes in Work. When requesting time, requests must be submitted with full justification and documentation. If the Contractor fails to submit justification, it waives its right to a time extension at a later date. Such justification must be based on the official Construction Schedule as updated at the time of occurrence of the delay or execution of Work related to any changes to the Scope of Work. Any claim for delay must include the following information as support, without limitation:

16.2.3.1 The duration of the activity relating to the changes in the Work and the resources (manpower, equipment, material, etc.) required to perform the activities within the stated duration.

16.2.3.2 Specific logical ties to the Contract Schedule for the proposed changes and/or delay showing the activity/activities in the Construction Schedule that are affected by the change and/or delay. In particular, Contractor must show an actual impact to the schedule, after making a good faith effort to mitigate the delay by rescheduling the work, by providing an analysis of the schedule ("Schedule Analysis"). Such Schedule Analysis shall describe in detail the cause and effect of the delay and the impact on the critical dates in the Project schedule. (A portion of any delay of seven (7) days or more must be provided.)

16.2.3.3 A recovery schedule must be submitted within twenty (20) calendar days of written notification to the District of causes of delay.

16.3 No Additional Compensation for Delays Within Contractor's Control

16.3.1 Contractor is aware that governmental agencies, including, without limitation, the Division of the State Architect, the Department of General Services, gas companies, electrical utility companies, water districts, and other agencies may have to approve Contractor-prepared drawings or approve a proposed installation. Accordingly, Contractor shall include in its bid, time for possible review of its drawings and for reasonable delays and damages that may be caused by such agencies. Thus, Contractor is not entitled to make a claim for damages or delays arising from the review of Contractor's drawings.

16.3.2 Contractor shall only be entitled to compensation for delay when all of the following conditions are met:

16.3.2.1 The District is responsible for the delay;

16.3.2.2 The delay is unreasonable under the circumstances involved;

16.3.2.3 The delay was not within the contemplation of the District and Contractor;

16.3.2.4 The delay could not have been avoided or mitigated by Contractor's reasonable diligence; and

16.3.2.5 Contractor timely complies with the claims procedure of the Contract Documents.

16.4 Float or Slack in the Schedule

Float or slack is the amount of time between the early start date and the late start date, or the early finish date and the late finish date, of any of the activities in the schedule. Float or slack is not for the exclusive use of or benefit of either the District or the Contractor, but its use shall be determined solely by the District.

17. CHANGES IN THE WORK

17.1 No Changes Without Authorization

17.1.1 There shall be no change whatsoever in the Drawings, Specifications, or in the Work without an executed Change Order or a written Construction Change Directive authorized by the District as herein provided. District shall not be liable for the cost of any extra work or any substitutions, changes, additions, omissions, or deviations from the Drawings and Specifications unless the District's governing board has authorized the same and the cost thereof has been approved in writing by Change Order or Construction Change Directive in advance of the changed Work being performed. No extension of time for performance of the Work shall be allowed hereunder unless claim for such extension is made at the time changes in the Work are ordered, and such time duly adjusted and approved in writing in the Change Order or Construction Change Directive. Contractor shall be responsible for any costs incurred by the District for professional services and DSA fees and/or delay to the Project Schedule, if any, for DSA to review any request for changes to the DSA approved plans and specifications for the convenience of the Contractor and/or to accommodate the Contractor's means and methods. The provisions of the Contract Documents shall apply to all such changes, additions, and omissions with the same effect as if originally embodied in the Drawings and Specifications.

17.1.2 Contractor shall perform immediately all work that has been authorized by a fully executed Change Order or Construction Change Directive. Contractor shall be fully responsible for any and all delays and/or expenses caused by Contractor's failure to expeditiously perform this Work.

17.1.3 Should any Change Order result in an increase in the Contract Price or extend the Contract Time, the cost of or length of extension in that Change Order shall be agreed to, in writing, by the District in advance of the Work by Contractor, and shall be subject to the monetary limitations set forth in Public Contract Code section 20118.4. In the event that Contractor proceeds with any change in Work without a Change Order executed by the District or Construction Change Directive, Contractor waives any claim of additional compensation or time for that additional work. Under no circumstances shall Contractor be entitled to any claim of additional

compensation or time not expressly requested by Contractor in a Proposed Change Order or approved by District in an executed Change Order.

17.1.4 Contractor understands, acknowledges, and agrees that the reason for District authorization is so that District may have an opportunity to analyze the Work and decide whether the District shall proceed with the Change Order or alter the Project so that a change in Work becomes unnecessary.

17.2 Architect Authority

The Architect will have authority to order minor changes in the Work not involving any adjustment in the Contract Price, or an extension of the Contract Time, or a change that is inconsistent with the intent of the Contract Documents. These changes shall be effected by written Change Order, Construction Change Directive, by Architect's response(s) to RFI(s), or by Architect's Supplemental Instructions ("ASI").

17.3 Change Orders

17.3.1 A Change Order is a written instrument prepared and issued by the District and/or the Architect and signed by the District (as authorized by the District's Governing Board), the Contractor, the Architect, and approved by the Project Inspector (if necessary) and DSA (if necessary), stating their agreement regarding all of the following:

17.3.1.1 A description of a change in the Work;

17.3.1.2 The amount of the adjustment in the Contract Price, if any; and

17.3.1.3 The extent of the adjustment in the Contract Time, if any.

17.4 Construction Change Directives

17.4.1 A Construction Change Directive is a written order prepared and issued by the District, the Construction Manager, and/or the Architect and signed by the District and the Architect, directing a change in the Work. The District may, as provided by law, by Construction Change Directive and without invalidating the Contract, order changes in the Work consisting of additions, deletions, or other revisions. The adjustment to the Contract Price or Time, if any, is subject to the provisions of this section regarding Changes in the Work. If all or a portion of the Project is being funded by funds requiring approval by the State Allocation Board ("SAB"), these revisions may be subject to compensation once approval of same is received and funded by the SAB, and funds are released by the Office of Public School Construction ("OPSC"). Any dispute as to the adjustment in the Contract Price, if any, of the Construction Change Directive or timing of payment shall be resolved pursuant to the Payment and Claims and Disputes provisions herein.

17.4.2 The District may issue a Construction Change Directive in the absence of agreement on the terms of a Change Order.

17.5 Force Account Directives

17.5.1 When work, for which a definite price has not been agreed upon in advance, is to be paid for on a force account basis, all direct costs necessarily

incurred and paid by the Contractor for labor, material, and equipment used in the performance of that Work, shall be subject to the approval of the District and compensation will be determined as set forth herein.

17.5.2 The District will issue a Force Account Directive to proceed with the Work on a force account basis, and a not-to-exceed budget will be established by the District.

17.5.3 All requirements regarding direct cost for labor, labor burden, material, equipment, and markups on direct costs for overhead and profit described in this section shall apply to Force Account Directives. However, the District will only pay for actual costs verified in the field by the District or its authorized representative(s) on a daily basis.

17.5.4 The Contractor shall be responsible for all cost related to the administration of Force Account Directive. The markup for overhead and profit for Contractor modifications shall be full compensation to the Contractor to administer Force Account Directive, and Contractor shall not be entitled to separately recover additional amounts for overhead and/or profit.

17.5.5 The Contractor shall notify the District or its authorized representative(s) at least twenty-four (24) hours prior to proceeding with any of the force account work. Furthermore, the Contractor shall notify the District when it has consumed eighty percent (80%) of the budget, and shall not exceed the budget unless specifically authorized in writing by the District. The Contractor will not be compensated for force account work in the event that the Contractor fails to timely notify the District regarding the commencement of force account work, or exceeding the force account budget.

17.5.6 The Contractor shall diligently proceed with the work, and on a daily basis, submit a daily force account report on a form supplied by the District no later than 5:00 p.m. each day. The report shall contain a detailed itemization of the daily labor, material, and equipment used on the force account work only. The names of the individuals performing the force account work shall be included on the daily force account reports. The type and model of equipment shall be identified and listed. The District will review the information contained in the reports, and sign the reports no later than the next work day, and return a copy of the report to the Contractor for their records. The District will not sign, nor will the Contractor receive compensation for work the District cannot verify. The Contractor will provide a weekly force account summary indicating the status of each Force Account Directive in terms of percent complete of the not-to-exceed budget and the estimated percent complete of the work.

17.5.7 In the event the Contractor and the District reach a written agreement on a set cost for the work while the work is proceeding based on a Force Account Directive, the Contractor's signed daily force account reports shall be discontinued and all previously signed reports shall be invalid.

17.6 Price Request

17.6.1 Definition of Price Request

A Price Request ("PR") is a written request prepared by the Architect requesting the Contractor to submit to the District and the Architect an estimate of the effect of a proposed change in the Work on the Contract Price and the Contract Time.

17.6.2 Scope of Price Request

A Price Request shall contain adequate information, including any necessary Drawings and Specifications, to enable Contractor to provide the cost breakdowns required herein. The Contractor shall not be entitled to any additional compensation for preparing a response to a Price Request, whether ultimately accepted or not.

17.7 Proposed Change Order

17.7.1 Definition of Proposed Change Order

A Proposed Change Order ("PCO") is a written request prepared by the Contractor requesting that the District and the Architect issue a Change Order based upon a proposed change to the Work.

17.7.2 Changes in Contract Price

A PCO shall include breakdowns and backup documentation pursuant to the revisions herein and sufficient, in the District's judgment, to validate any change in Contract Price. In no case shall Contractor or any of its Subcontractors be permitted to reserve rights for additional compensation for Change Order Work.

17.7.3 Changes in Time

A PCO shall also include any changes in time required to complete the Project. Any additional time requested shall not be the number of days to make the proposed change, but must be based upon the impact to the Construction Schedule as defined in the Contract Documents. The Contractor shall justify the proposed change in time by submittal of a schedule analysis that accurately shows the impact of the change on the critical path of the Construction Schedule ("Time Impact Analysis"). If Contractor fails to request a time extension in a PCO, including the Time Impact Analysis, then the Contractor is thereafter precluded from requesting, and waives any right to request, additional time and/or claim a delay. In no case shall Contractor or any of its Subcontractors be permitted to reserve rights for additional time for Change Order Work. A PCO that leaves the amount of time requested blank, or states that such time requested is "to be determined", is not permitted and shall also constitute a waiver of any right to request additional time and/or claim a delay.

17.7.4 Unknown and/or Unforeseen Conditions

If there is an Allowance, then Contractor must submit a Request for Allowance Expenditure Directive, including supporting documentation as described below, to receive authorization for the release of funds from the Allowance. If cost of the unforeseen condition(s) exceed the Allowance, Contractor must submit a PCO requesting an increase in Contract Price and/or Contract Time that is based at least partially on Contractor's assertion that Contractor has encountered unknown and/or unforeseen condition(s) on the Project, then Contractor shall base the PCO on provable information that, beyond a reasonable doubt and to the District's satisfaction, demonstrates that the unknown and/or unforeseen condition(s) were

actually unknown and/or unforeseen and that the condition(s) were reasonably unknown and/or unforeseen. If not, the District shall deny the PCO as unsubstantiated, and the Contractor shall complete the Project without any increase in Contract Price and/or Contract Time based on that PCO.

17.7.5 Time to Submit Proposed Change Order

Contractor shall submit its PCO within five (5) working days of the date Contractor discovers, or reasonably should have discovered, the circumstances giving rise to the PCO, unless additional time to submit a PCO is granted in writing by the District. Time is of the essence in Contractor's submission of PCOs so that the District can promptly investigate the basis for the PCO. Accordingly, if Contractor fails to submit its PCO within this timeframe, Contractor waives, releases, and discharges any right to assert or claim any entitlement to an adjustment of the Contract Price and/or Time based on circumstances giving rise to the PCO.

17.7.6 Proposed Change Order Certification

In submitting a PCO, Contractor certifies and affirms that the cost and/or time request is submitted in good faith, that the cost and/or time request is accurate and in accordance with the provisions of the Contract Documents, and the Contractor submits the cost and/or request for extension of time recognizing the significant civil penalties and treble damages which follow from making a false claim or presenting a false claim under Government Code section 12650 et seq.

[THE REMAINDER OF THIS PAGE LEFT BLANK INTENTIONALLY]

17.8 Format for Proposed Change Order

17.8.1 The following format shall be used as applicable by the District and the Contractor (e.g. Change Orders, PCO's) to communicate proposed additions and deductions to the Contract, supported by attached documentation. Any spaces left blank will be deemed no change to cost or time.

	<u>WORK PERFORMED OTHER THAN BY CONTRACTOR</u>	<u>ADD</u>	<u>DEDUCT</u>
(a)	<u>Material</u> (attach suppliers' invoice or itemized quantity and unit cost plus sales tax)		
(b)	<u>Add Labor</u> (attach itemized hours and rates, fully encumbered)		
(c)	<u>Add Equipment</u> (attach suppliers' invoice)		
(d)	<u>Subtotal</u>		
(e)	<u>Add overhead and profit for any and all tiers of Subcontractor</u> , the total not to exceed ten percent (10%) of Item (d)		
(f)	<u>Subtotal</u>		
(g)	<u>Add Overhead and Profit for Contractor</u> , not to exceed five percent (5%) of Item (f)		
(h)	<u>Subtotal</u>		
(i)	<u>Add Bond and Insurance</u> , not to exceed one and a half percent (1.5%) of Item (h)		
(j)	<u>TOTAL</u>		
(k)	<u>Time</u> (zero unless indicated; "TBD" not permitted)	____ Calendar Days	

	<u>WORK PERFORMED BY CONTRACTOR</u>	<u>ADD</u>	<u>DEDUCT</u>
(a)	<u>Material</u> (attach itemized quantity and unit cost plus sales tax)		
(b)	<u>Add Labor</u> (attach itemized hours and rates, fully encumbered)		
(c)	<u>Add Equipment</u> (attach suppliers' invoice)		
(d)	<u>Subtotal</u>		
(e)	<u>Add Overhead and Profit for Contractor</u> , not to exceed fifteen percent (15%) of Item (d)		
(f)	<u>Subtotal</u>		
(g)	<u>Add Bond and Insurance</u> , not to exceed one and a half percent (1.5%) of Item (f)		
(h)	<u>TOTAL</u>		
(i)	<u>Time</u> (zero unless indicated; "TBD" not permitted)	____ Calendar Days	

17.8.2 Labor. Contractor shall be compensated for the costs of labor actually and directly utilized in the performance of the Work. Such labor costs shall be limited to field labor for which there is a prevailing wage rate classification. Wage rates for labor shall not exceed the prevailing wage rates in the locality of the Site and shall be in the labor classification(s) necessary for the performance of the Work. Labor costs shall exclude costs incurred by the Contractor in preparing estimate(s) of

the costs of the change in the Work, in the maintenance of records relating to the costs of the change in the Work, coordination and assembly of materials and information relating to the change in the Work or performance thereof, or the supervision and other overhead and general conditions costs associated with the change in the Work or performance thereof, including but not limited to the cost for the job superintendent.

17.8.3 Materials. Contractor shall be compensated for the costs of materials necessarily and actually used or consumed in connection with the performance of the change in the Work. Costs of materials may include reasonable costs of transportation from a source closest to the Site of the Work and delivery to the Site. If discounts by material suppliers are available for materials necessarily used in the performance of the change in the Work, they shall be credited to the District. If materials necessarily used in the performance of the change in the Work are obtained from a supplier or source owned in whole or in part by the Contractor, compensation therefor shall not exceed the current wholesale price for such materials. If, in the reasonable opinion of the District, the costs asserted by the Contractor for materials in connection with any change in the Work are excessive, or if the Contractor fails to provide satisfactory evidence of the actual costs of such materials from its supplier or vendor of the same, the costs of such materials and the District's obligation to pay for the same shall be limited to the then lowest wholesale price at which similar materials are available in the quantities required to perform the change in the Work. The District may elect to furnish materials for the change in the Work, in which event the Contractor shall not be compensated for the costs of furnishing such materials or any mark-up thereon.

17.8.4 Equipment. As a precondition to the District's duty to pay for Equipment rental or loading and transportation, Contractor shall provide satisfactory evidence of the actual costs of Equipment from the supplier, vendor or rental agency of same. Contractor shall be compensated for the actual cost of the necessary and direct use of Equipment in the performance of the change in the Work. Use of such Equipment in the performance of the change in the Work shall be compensated in increments of fifteen (15) minutes. Rental time for Equipment moved by its own power shall include time required to move such Equipment to the site of the Work from the nearest available rental source of the same. If Equipment is not moved to the Site by its own power, Contractor will be compensated for the loading and transportation costs in lieu of rental time. The foregoing notwithstanding, neither moving time or loading and transportation time shall be allowed if the Equipment is used for performance of any portion of the Work other than the change in the Work. Unless prior approval in writing is obtained by the Contractor from the Architect, the Project Inspector and the District, no costs or compensation shall be allowed for time while Construction Equipment is inoperative, idle or on standby, for any reason. Contractor shall not be entitled to an allowance or any other compensation for Equipment or tools used in the performance of change in the Work where such Equipment or tools have a replacement value of \$500.00 or less. Equipment costs claimed by the Contractor in connection with the performance of any Work shall not exceed rental rates established by distributors or construction equipment rental agencies in the locality of the Site; any costs asserted which exceed such rental rates shall not be allowed or paid. Unless otherwise specifically approved in writing by the Architect, the Project Inspector and the District, the allowable rate for the use of Equipment in connection with the Work shall constitute full compensation to the Contractor for the cost of rental, fuel, power, oil, lubrication, supplies, necessary attachments, repairs or maintenance of any kind, depreciation, storage, insurance,

labor (exclusive of labor costs of the Equipment operator), and any and all other costs incurred by the Contractor incidental to the use of such Equipment.

17.8.5 Overhead and Profit. The phrase "Overhead and Profit" shall include field and office supervisors and assistants, watchperson, use of small tools, consumable, insurance other than construction bonds and insurance required herein, and general field and home office expenses.

17.9 Change Order Certification

17.9.1 All Change Orders and PCOs must include the following certification by the Contractor:

17.9.1.1 The undersigned Contractor approves the foregoing as to the changes, if any, to the Contract Price specified for each item, and as to the extension of time allowed, if any, for completion of the entire Work as stated herein, and agrees to furnish all labor, materials, and service, and perform all work necessary to complete any additional work specified for the consideration stated herein. Submission of sums which have no basis in fact or which Contractor knows are false are at the sole risk of Contractor and may be a violation of the False Claims Act set forth under Government Code section 12650 et seq. It is understood that the changes herein to the Contract shall only be effective when approved by the governing board of the District.

17.9.1.2 It is expressly understood that the value of the extra Work or changes expressly includes any and all of the Contractor's costs and expenses, direct and indirect, resulting from additional time required on the Project or resulting from delay to the Project. Contractor is not entitled to separately recover amounts for overhead or other indirect costs. Any costs, expenses, damages, or time extensions not included are deemed waived.

17.10 Determination of Change Order Cost

17.10.1 The amount of the increase or decrease in the Contract Price from a Change Order, if any, shall be determined in one or more of the following ways as applicable to a specific situation and at the District's discretion:

17.10.1.1 District acceptance of a PCO;

17.10.1.2 By unit prices contained in Contractor's original bid;

17.10.1.3 By agreement between District and Contractor.

17.11 Deductive Change Orders

All deductive Change Order(s) must be prepared pursuant to the provisions herein. Where a portion of the Work is deleted from the Contract, the reasonable value of the deducted work less the value of work performed shall be considered the appropriate deduction. The value submitted on the Schedule of Values shall be used to calculate the credit amount unless the bid documentation is being held in escrow as part of the Contract Documents. Unit Prices, if any, may be used in District's discretion in calculating reasonable value. If Contractor offers a proposed amount for a deductive Change Order(s), Contractor shall include a minimum of five percent (5%) total profit

and overhead to be deducted with the amount of the work of the Change Order(s). If Subcontractor work is involved, Subcontractors shall also include a minimum of five percent (5%) profit and overhead to be deducted with the amount of its deducted work. Any deviation from this provision shall not be allowed.

17.12 Addition or Deletion of Alternate Bid Item(s)

If the Bid Form and Proposal includes proposal(s) for Alternate Bid Item(s), during Contractor's performance of the Work, the District may elect to add or delete any such Alternate Bid Item(s) if not included in the Contract at the time of award. If the District elects to add or delete Alternate Bid Item(s) after Contract award, the cost or credit for such Alternate Bid Item(s) shall be as set forth in the Bid Form and Proposal unless the parties agree to a different price and the Contract Time shall be adjusted by the number of days allocated in the Contract Documents. If days are not allocated in the Contract Documents, the Contract Time shall be equitably adjusted.

17.13 Discounts, Rebates, and Refunds

For purposes of determining the cost, if any, of any change, addition, or omission to the Work hereunder, all trade discounts, rebates, refunds, and all returns from the sale of surplus materials and equipment shall accrue and be credited to the Contractor, and the Contractor shall make provisions so that such discounts, rebates, refunds, and returns may be secured, and the amount thereof shall be allowed as a reduction of the Contractor's cost in determining the actual cost of construction for purposes of any change, addition, or omission in the Work as provided herein.

17.14 Accounting Records

With respect to portions of the Work performed by Change Orders and Construction Change Directives, the Contractor shall keep and maintain cost-accounting records satisfactory to the District, including, without limitation, Job Cost Reports as provided in these General Conditions, which shall be available to the District on the same terms as any other books and records the Contractor is required to maintain under the Contract Documents. Such records shall include without limitation hourly records for Labor and Equipment and itemized records of materials and Equipment used that day in connection with the performance of any Work. All records maintained hereunder shall be subject to inspection, review and/or reproduction by the District, the Architect or the Project Inspector upon request. In the event that the Contractor fails or refuses, for any reason, to maintain or make available for inspection, review and/or reproduction such records, the District's reasonable good faith determination of the extent of adjustment to the Contract Price shall be final, conclusive, dispositive and binding upon Contractor.

17.15 Notice Required

If the Contractor desires to make a claim for an increase in the Contract Price, or any extension in the Contract Time for completion, it shall notify the District pursuant to the provisions herein, including the Article on Claims and Disputes. No claim shall be considered unless made in accordance with this subparagraph. Contractor shall proceed to execute the Work even though the adjustment may not have been agreed upon. Any change in the Contract Price or extension of the Contract Time resulting from such claim shall be authorized by a Change Order.

17.16 Applicability to Subcontractors

Any requirements under this Article shall be equally applicable to Change Orders or Construction Change Directives issued to Subcontractors by the Contractor to the extent as required by the Contract Documents.

17.17 Alteration to Change Order Language

Contractor shall not alter Change Orders or reserve time in Change Orders. Change Orders altered in violation of this provision, if in conflict with the terms set forth herein, shall be construed in accordance with the terms set forth herein. Contractor shall execute finalized Change Orders and proceed under the provisions herein with proper notice.

17.18 Failure of Contractor to Execute Change Order

Contractor shall be in default of the Contract if Contractor fails to execute a Change Order when the Contractor agrees with the addition and/or deletion of the Work in that Change Order.

18. REQUEST FOR INFORMATION

18.1 Any Request for Information shall reference all applicable Contract Document(s), including Specification section(s), detail(s), page number(s), drawing number(s), and sheet number(s), etc. The Contractor shall make suggestions and interpretations of the issue raised by each Request for Information. A Request for Information cannot modify the Contract Price, Contract Time, or the Contract Documents. Upon request by the District, Contractor shall provide an electronic copy of the Request for Information in addition to the hard copy.

18.2 The Contractor shall be responsible for any costs incurred for professional services that District may deduct from any amounts owing to the Contractor, if a Request for Information requests an interpretation or decision of a matter where the information sought is equally available to the party making the request. District, at its sole discretion, shall deduct from and/or invoice Contractor for all the professional services arising herein.

19. PAYMENTS

19.1 Contract Price

The Contract Price is stated in the Agreement and, including authorized adjustments, is the total amount payable by the District to the Contractor for performance of the Work under the Contract Documents.

19.2 Applications for Progress Payments

19.2.1 Procedure for Applications for Progress Payments

19.2.1.1 Application for Progress Payment

19.2.1.1.1 Not before the fifth (5th) day of each calendar month during the progress of the Work, Contractor shall submit to the District and the

Architect an itemized Application for Payment for operations completed in accordance with the Schedule of Values. Such application shall be notarized, if required, and supported by the following or each portion thereof unless waived by the District in writing:

19.2.1.1.1.1 The amount paid to the date of the Application to the Contractor, to all its Subcontractors, and all others furnishing labor, material, or equipment for its Contract;

19.2.1.1.1.2 The amount being requested under the Application for Payment by the Contractor on its own behalf and separately stating the amount requested on behalf of each of the Subcontractors and all others furnishing labor, material, and equipment under the Contract;

19.2.1.1.1.3 The balance that will be due to each of such entities after said payment is made;

19.2.1.1.1.4 A certification that the As-Built Drawings and annotated Specifications are current;

19.2.1.1.1.5 Itemized breakdown of work done for the purpose of requesting partial payment;

19.2.1.1.1.6 An updated and acceptable construction schedule in conformance with the provisions herein;

19.2.1.1.1.7 The additions to and subtractions from the Contract Price and Contract Time;

19.2.1.1.1.8 A total of the retentions held;

19.2.1.1.1.9 Material invoices, evidence of equipment purchases, rentals, and other support and details of cost as the District may require from time to time;

19.2.1.1.1.10 The percentage of completion of the Contractor's Work by line item;

19.2.1.1.1.11 Schedule of Values updated from the preceding Application for Payment;

19.2.1.1.1.12 A duly completed and executed conditional waiver and release upon progress payment compliant with Civil Code section 8132 from the Contractor and each subcontractor of any tier and supplier to be paid from the current progress payment;

19.2.1.1.1.13 A duly completed and executed unconditional waiver and release upon progress payment compliant with Civil Code section 8134 from the Contractor and each subcontractor of any tier and supplier that was paid from the previous progress payment(s); and

19.2.1.1.1.14 A certification by the Contractor of the following:

The Contractor warrants title to all Work performed as of the date of this payment application has been completed in accordance with the Contract Documents for the Project. The Contractor further warrants that all amounts have been paid for work which previous Certificates for Payment were issued and payments received and all Work performed as of the date of this payment application is free and clear of liens, claims, security interests, or encumbrances in favor of the Contractor, Subcontractors, material and equipment suppliers, workers, or other persons or entities making a claim by reason of having provided labor, materials, and equipment relating to the Work, except those of which the District has been informed. Submission of sums which have no basis in fact or which Contractor knows are false are at the sole risk of Contractor and may be a violation of the False Claims Act set forth under Government Code section 12650 et seq.

19.2.1.1.1.15 The Contractor shall be subject to the False Claims Act set forth in Government Code section 12650 et seq. for information provided with any Application for Progress Payment.

19.2.1.1.1.16 All remaining certified payroll records ("CPR(s)") for each journeyman, apprentice, worker, or other employee employed by the Contractor and/or each Subcontractor in connection with the Work for the period of the Application for Payment. As indicated herein, the District shall not make any payment to Contractor until:

19.2.1.1.1.16.1 Contractor and/or its Subcontractor(s) provide electronic CPRs weekly for all weeks any journeyman, apprentice, worker or other employee was employed in connection with the Work directly to the DIR, or within ten (10) days of any request by the District or the DIR, and

19.2.1.1.1.16.2 Any delay in Contractor and/or its Subcontractor(s) providing CPRs in a timely manner may directly delay the Contractor's payment.

19.2.1.1.2 Applications received after June 20th will not be paid until the second week of July and applications received after December 12th will not be paid until the first week of January.

19.2.2 Prerequisites for Progress Payments

19.2.2.1 First Payment Request: The following items, if applicable, must be completed before the District will accept and/or process the Contractor's first payment request:

19.2.2.1.1 Installation of the Project sign;

19.2.2.1.2 Installation of field office;

19.2.2.1.3 Installation of temporary facilities and fencing;

- 19.2.2.1.4** Schedule of Values;
- 19.2.2.1.5** Contractor's Construction Schedule;
- 19.2.2.1.6** Schedule of unit prices, if applicable;
- 19.2.2.1.7** Submittal Schedule;
- 19.2.2.1.8** Receipt by Architect of all submittals due as of the date of the payment application;
- 19.2.2.1.9** Copies of necessary permits;
- 19.2.2.1.10** Copies of authorizations and licenses from governing authorities;
- 19.2.2.1.11** Initial progress report;
- 19.2.2.1.12** Surveyor qualifications;
- 19.2.2.1.13** Written acceptance of District's survey of rough grading, if applicable;
- 19.2.2.1.14** List of all Subcontractors, with names, license numbers, telephone numbers, and Scope of Work;
- 19.2.2.1.15** All bonds and insurance endorsements; and
- 19.2.2.1.16** Resumes of Contractor's project manager, and if applicable, job site secretary, record documents recorder, and job site superintendent.

19.2.2.2 Second Payment Request: The District will not process the second payment request until and unless all submittals and Shop Drawings have been accepted for review by the Architect.

19.2.2.3 No Waiver of Criteria: Any payments made to Contractor where criteria set forth herein have not been met shall not constitute a waiver of said criteria by District. Instead, such payment shall be construed as a good faith effort by District to resolve differences so Contractor may pay its Subcontractors and suppliers. Contractor agrees that failure to submit such items may constitute a breach of contract by Contractor and may subject Contractor to termination.

19.3 Progress Payments

19.3.1 District's Approval of Application for Payment

19.3.1.1 Upon receipt of an Application for Payment, The District shall act in accordance with both of the following:

- 19.3.1.1.1** Each Application for Payment shall be reviewed by the District as soon as practicable after receipt for the purpose of determining that the Application for Payment is a proper Application for Payment.

19.3.1.1.2 Any Application for Payment determined not to be a proper Application for Payment suitable for payment shall be returned to the Contractor as soon as practicable, but not later than seven (7) days, after receipt. An Application for Payment returned pursuant to this paragraph shall be accompanied by a document setting forth in writing the reasons why the Application for Payment is not proper. The number of days available to the District to make a payment without incurring interest pursuant to this section shall be reduced by the number of days by which the District exceeds this seven-day return requirement.

19.3.1.1.3 An Application for Payment shall be considered properly executed if funds are available for payment of the Application for Payment, and payment is not delayed due to an audit inquiry by the financial officer of the District.

19.3.1.2 The District's review of the Contractor's Application for Payment will be based on the District's and the Architect's observations at the Site and the data comprising the Application for Payment that the Work has progressed to the point indicated and that, to the best of the District's and the Architect's knowledge, information, and belief, the quality of the Work is in accordance with the Contract Documents. The foregoing representations are subject to:

19.3.1.2.1 Observation of the Work for general conformance with the Contract Documents,

19.3.1.2.2 Results of subsequent tests and inspections,

19.3.1.2.3 Minor deviations from the Contract Documents correctable prior to completion, and

19.3.1.2.4 Specific qualifications expressed by the Architect.

19.3.1.3 District's approval of the certified Application for Payment shall be based on Contractor complying with all requirements for a fully complete and valid certified Application for Payment.

19.3.2 Payments to Contractor

19.3.2.1 Within thirty (30) days after approval of the Application for Payment, Contractor shall be paid a sum equal to ninety-five percent (95%) of the value of the Work performed (as verified by Architect and Inspector and certified by Contractor) up to the last day of the previous month, less the aggregate of previous payments and amount to be withheld. The value of the Work completed shall be Contractor's best estimate. No inaccuracy or error in said estimate shall operate to release the Contractor, or any Surety upon any bond, from damages arising from such Work, or from the District's right to enforce each and every provision of this Contract, and the District shall have the right subsequently to correct any error made in any estimate for payment.

19.3.2.2 The Contractor shall not be entitled to have any payment requests processed, or be entitled to have any payment made for Work performed, so long as any lawful or proper direction given by the District concerning the Work, or any portion thereof, remains incomplete.

19.3.2.3 If the District fails to make any progress payment within thirty (30) days after receipt of an undisputed and properly submitted Application for Payment from the Contractor, the District shall pay interest to the Contractor equivalent to the legal rate set forth in subdivision (a) of Section 685.010 of the Code of Civil Procedure.

19.3.3 No Waiver

No payment by District hereunder shall be interpreted so as to imply that District has inspected, approved, or accepted any part of the Work. Notwithstanding any payment, the District may enforce each and every provision of this Contract. The District may correct or require correction of any error subsequent to any payment.

19.4 Decisions to Withhold Payment

19.4.1 Reasons to Withhold Payment

The District may withhold payment in whole, or in part, to the extent reasonably necessary to protect the District if, in the District's opinion, the representations to the District required herein cannot be made. The District may withhold payment, in whole, or in part, to such extent as may be necessary to protect the District from loss because of, but not limited to any of the following:

19.4.1.1 Defective Work not remedied within **FORTY-EIGHT (48)** hours of written notice to Contractor.

19.4.1.2 Stop Payment Notices or other liens served upon the District as a result of the Contract. Contractor agrees that the District may withhold up to 125% of the amount claimed in the Stop Payment Notice to answer the claim and to provide for the District's reasonable cost of any litigation pursuant to the stop payment notice.

19.4.1.3 Liquidated damages assessed against the Contractor.

19.4.1.4 The cost of completion of the Contract if there exists a reasonable doubt that the Work can be completed for the unpaid balance of the Contract Price or by the completion date.

19.4.1.5 Damage to the District or other contractor(s).

19.4.1.6 Unsatisfactory prosecution of the Work by the Contractor.

19.4.1.7 Failure to store and properly secure materials.

19.4.1.8 Failure of the Contractor to submit, on a timely basis, proper, sufficient, and acceptable documentation required by the Contract Documents, including, without limitation, a Construction Schedule, Schedule of Submittals, Schedule of Values, Monthly Progress Schedules, Shop Drawings, Product Data and samples, Proposed product lists, executed Change Orders, and/or verified reports.

19.4.1.9 Failure of the Contractor to maintain As-Built Drawings.

19.4.1.10 Erroneous estimates by the Contractor of the value of the Work performed, or other false statements in an Application for Payment.

19.4.1.11 Unauthorized deviations from the Contract Documents.

19.4.1.12 Failure of the Contractor to prosecute the Work in a timely manner in compliance with the Construction Schedule, established progress schedules, and/or completion dates.

19.4.1.13 Failure to provide acceptable electronic certified payroll records, as required by the Labor Code, by these Contract Documents, or by written request; for each journeyman, apprentice, worker, or other employee employed by the Contractor and/or by each Subcontractor in connection with the Work for the period of the Application for Payment or if payroll records are delinquent or inadequate.

19.4.1.14 Failure to properly pay prevailing wages as required in Labor Code section 1720 et seq., failure to comply with any other Labor Code requirements, and/or failure to comply with labor compliance monitoring and enforcement by the DIR.

19.4.1.15 Allowing an unregistered subcontractor, as described in Labor Code section 1725.5, to engage in the performance of any work under this Contract.

19.4.1.16 Failure to comply with any applicable federal statutes and regulations regarding minimum wages, withholding, payrolls and basic records, apprentice and trainee employment requirements, equal employment opportunity requirements, Copeland Act requirements, Davis-Bacon Act and related requirements, Contract Work Hours and Safety Standards Act requirements, if applicable.

19.4.1.17 Failure to properly maintain or clean up the Site.

19.4.1.18 Failure to timely indemnify, defend, or hold harmless the District.

19.4.1.19 Any payments due to the District, including but not limited to payments for failed tests, utilities changes, or permits.

19.4.1.20 Failure to pay Subcontractor(s) or supplier(s) as required by law and by the Contract Documents.

19.4.1.21 Failure to pay any royalty, license or similar fees.

19.4.1.22 Contractor is otherwise in breach, default, or in substantial violation of any provision of this Contract.

19.4.1.23 Failure to perform any implementation and/or monitoring required by any SWPPP for the Project and/or the imposition of any penalties or fines therefore whether imposed on the District or Contractor.

19.4.2 Reallocation of Withheld Amounts

19.4.2.1 District may, in its discretion, apply any withheld amount to pay outstanding claims or obligations as defined herein. In so doing, District shall make such payments on behalf of Contractor. If any payment is so made by District, then that amount shall be considered a payment made under Contract by District to Contractor and District shall not be liable to Contractor for any payment made in good faith. These payments may be made without prior judicial determination of claim or obligation. District will render Contractor an accounting of funds disbursed on behalf of Contractor.

19.4.2.2 If Contractor defaults or neglects to carry out the Work in accordance with the Contract Documents or fails to perform any provision thereof, District may, after **FORTY-EIGHT (48)** hours' written notice to the Contractor and, without prejudice to any other remedy, make good such deficiencies. The District shall adjust the total Contract Price by reducing the amount thereof by the cost of making good such deficiencies. If District deems it inexpedient to correct Work that is damaged, defective, or not done in accordance with Contract provisions, an equitable reduction in the Contract Price (of at least one hundred fifty percent (150%) of the estimated reasonable value of the nonconforming Work) shall be made therefor.

19.4.3 Payment After Cure

When Contractor removes the grounds for declining approval, payment shall be made for amounts withheld because of them. No interest shall be paid on any retainage or amounts withheld due to the failure of the Contractor to perform in accordance with the terms and conditions of the Contract Documents.

19.5 Subcontractor Payments

19.5.1 Payments to Subcontractors

No later than seven (7) days after receipt, or pursuant to Business and Professions Code section 7108.5 and Public Contract Code section 7107, the Contractor shall pay to each Subcontractor, out of the amount paid to the Contractor on account of such Subcontractor's portion of the Work, the amount to which said Subcontractor is entitled. The Contractor shall, by appropriate agreement with each Subcontractor, require each Subcontractor to make payments to its Sub-subcontractors in a similar manner.

19.5.2 No Obligation of District for Subcontractor Payment

The District shall have no obligation to pay, or to see to the payment of, money to a Subcontractor except as may otherwise be required by law.

19.5.3 Joint Checks

District shall have the right in its sole discretion, if necessary for the protection of the District, to issue joint checks made payable to the Contractor and Subcontractors and/or material or equipment suppliers. The joint check payees shall be responsible for the allocation and disbursement of funds included as part of any such joint payment. In no event shall any joint check payment be construed to create any

contract between the District and a Subcontractor of any tier, or a material or equipment supplier, any obligation from the District to such Subcontractor or a material or equipment supplier, or rights in such Subcontractor or a material or equipment supplier against the District.

20. COMPLETION OF THE WORK

20.1 Completion

20.1.1 District will accept completion of Contract and have the Notice of Completion recorded when the entire Work shall have been completed to the satisfaction of District.

20.1.2 The Work may only be accepted as complete by action of the governing board of the District.

20.1.3 District, at its sole option, may accept completion of Contract and have the Notice of Completion recorded when the entire Work shall have been completed to the satisfaction of District, except for minor corrective items, as distinguished from incomplete items. If Contractor fails to complete all minor corrective items within fifteen (15) days after the date of the District's acceptance of completion, District shall withhold from the final payment one hundred fifty percent (150%) of an estimate of the amount sufficient to complete the corrective items, as determined by District, until the item(s) are completed.

20.1.4 At the end of the 15-day period, if there are any items remaining to be corrected, District may elect to proceed as provided herein related to adjustments to Contract Price, and/or District's right to perform the Work of the Contractor.

20.2 Close-Out/Certification Procedures

20.2.1 Punch List

The Contractor shall notify the Architect when Contractor considers the Work complete. Upon notification, Architect will prepare a list of minor items to be completed or corrected ("Punch List"). The Contractor and/or its Subcontractors shall proceed promptly to complete and correct items on the Punch List. Failure to include an item on Punch List does not alter the responsibility of the Contractor to complete all Work in accordance with the Contract Documents.

20.2.2 Close-Out/Certification Requirements

20.2.2.1 Utility Connections

Buildings shall be connected to water, gas, sewer, and electric services, complete and ready for use. Service connections shall be made and existing services reconnected.

20.2.2.2 Record Drawings and Record Specifications

20.2.2.2.1 Contractor shall provide exact Record Drawings of the Work ("As-Builts") and Record Specifications upon completion of the Project and as a condition precedent to approval of final payment.

20.2.2.2.2 Contractor shall obtain the Inspector's approval of the corrected prints and employ a competent draftsman to transfer the Record Drawings information to the most current version of AutoCAD that is, at that time, currently utilized for plan check submission by either the District, the Architect, OPSC, and/or DSA, and print a complete set of transparent sepias. When completed, Contractor shall deliver corrected sepias and diskette/CD/other data storage device acceptable to District with AutoCAD file to the District.

20.2.2.2.3 Contractor is liable and responsible for any and all inaccuracies in the Record Drawings and Record Specifications, even if inaccuracies become evident at a future date.

20.2.2.3 Maintenance Manuals: Contractor shall prepare all operation and maintenance manuals and date as indicated in the Specifications.

20.2.2.4 Source Programming: Contractor shall provide all source programming for all items in the Project.

20.2.2.5 Verified Reports: Contractor shall completely and accurately fill out and file forms DSA 6-C or DSA 152 (or current form), as appropriate. Refer to section 4-336 and section 4-343 of Part 1, Title 24 of the California Code of Regulations.

20.3 Final Inspection

20.3.1 Contractor shall comply with Punch List procedures as provided herein, and maintain the presence of a Project Superintendent and Project Manager until the Punch List is complete to ensure proper and timely completion of the Punch List. Under no circumstances shall Contractor demobilize its forces prior to completion of the Punch List without District's prior written approval. Upon receipt of Contractor's written notice that all of the Punch List items have been fully completed and the Work is ready for final inspection and District acceptance, Architect and Project Inspector will inspect the Work and shall submit to Contractor and District a final inspection report noting the Work, if any, required in order to complete in accordance with the Contract Documents. Absent unusual circumstances, this report shall consist of the Punch List items not yet satisfactorily completed.

20.3.2 Upon Contractor's completion of all items on the Punch List and any other uncompleted portions of the Work, the Contractor shall notify the District and Architect, who shall again inspect such Work. If the Architect finds the Work complete and acceptable under the Contract Documents, the Architect will notify Contractor, who shall then jointly submit to the Architect and the District its final Application for Payment.

20.3.3 Final Inspection Requirements

20.3.3.1 Before calling for final inspection, Contractor shall determine that the following have been performed:

20.3.3.1.1 The Work has been completed.

20.3.3.1.2 All life safety items are completed and in working order.

20.3.3.1.3 Mechanical and electrical Work are complete and tested, fixtures are in place, connected, and ready for tryout.

20.3.3.1.4 Electrical circuits scheduled in panels and disconnect switches labeled.

20.3.3.1.5 Painting and special finishes complete.

20.3.3.1.6 Doors complete with hardware, cleaned of protective film, relieved of sticking or binding, and in working order.

20.3.3.1.7 Tops and bottoms of doors sealed.

20.3.3.1.8 Floors waxed and polished as specified.

20.3.3.1.9 Broken glass replaced and glass cleaned.

20.3.3.1.10 Grounds cleared of Contractor's equipment, raked clean of debris, and trash removed from Site.

20.3.3.1.11 Work cleaned, free of stains, scratches, and other foreign matter, and damaged and broken material replaced.

20.3.3.1.12 Finished and decorative work shall have marks, dirt, and superfluous labels removed.

20.3.3.1.13 Final cleanup, as provided herein.

20.4 Costs of Multiple Inspections

More than two (2) requests of the District to make a final inspection shall be considered an additional service of District, Architect, Construction Manager, and/or Project Inspector, and all subsequent costs will be invoiced to Contractor and if funds are available, withheld from remaining payments.

20.5 Partial Occupancy or Use Prior to Completion

20.5.1 District's Rights to Occupancy

The District may occupy or use any completed or partially completed portion of the Work at any stage, and such occupancy shall not constitute the District's Final Acceptance of any part of the Work. Neither the District's Final Acceptance, the making of Final Payment, any provision in Contract Documents, nor the use or occupancy of the Work, in whole or in part, by District shall constitute acceptance of Work not in accordance with the Contract Documents nor relieve the Contractor or the Contractor's Performance Bond Surety from liability with respect to any warranties or responsibility for faulty or defective Work or materials, equipment and workmanship incorporated therein. In the event that the District occupies or uses any completed or partially completed portion of the Work, the Contractor shall remain responsible for payments, security, maintenance, heat, utilities, damage to the Work, insurance, the period for correction of the Work, and the commencement of warranties required by the Contract Documents unless the Contractor requests in writing, and the District agrees, to otherwise divide those responsibilities. Any

dispute as to responsibilities shall be resolved pursuant to the Claims and Disputes provisions herein, with the added provision that during the dispute process, the District shall have the right to occupy or use any portion of the Work that it needs or desires to use.

20.5.2 Inspection Prior to Occupancy or Use

Immediately prior to partial occupancy or use, the District, the Contractor, and the Architect shall jointly inspect the area to be occupied or portion of the Work to be used in order to determine and record the condition of the Work.

20.5.3 No Waiver

Unless otherwise agreed upon, partial or entire occupancy or use of a portion or portions of the Work shall not constitute beneficial occupancy or District's acceptance of the Work not complying with the requirements of the Contract Documents.

21. FINAL PAYMENT AND RETENTION

21.1 Final Payment

Upon receipt and approval of a valid and final Application for Payment, the Architect will issue a final Certificate of Payment. The District shall thereupon jointly inspect the Work and either accept the Work as complete or notify the Architect and the Contractor in writing of reasons why the Work is not complete. Upon District's acceptance of the Work of the Contractor as fully complete by the Governing Board of the District (that, absent unusual circumstances, will occur when the Punch List items have been satisfactorily completed), the District shall record a Notice of Completion with the County Recorder, and the Contractor shall, upon receipt of final payment from the District, pay the amount due Subcontractors.

21.2 Prerequisites for Final Payment

The following conditions must be fulfilled prior to Final Payment:

21.2.1 A full release of all Stop Payment Notices served in connection with the Work shall be submitted by Contractor.

21.2.2 A duly completed and executed conditional waiver and release upon final payment compliant with Civil Code section 8136, from the Contractor and each subcontractor of any tier and supplier to be paid from the final payment.

21.2.3 A duly completed and executed unconditional waiver and release upon progress payment compliant with Civil Code section 8134, from the Contractor and each subcontractor of any tier and supplier that was paid from the previous progress payments.

21.2.4 A duly completed and executed Document 00 65 19.26, "AGREEMENT AND RELEASE OF ANY AND ALL CLAIMS" from the Contractor.

21.2.5 The Contractor shall have made all corrections to the Work that are required to remedy any defects therein, to obtain compliance with the Contract

Documents or any requirements of applicable codes and ordinances, or to fulfill any of the orders or directions of District required under the Contract Documents.

21.2.6 Each Subcontractor shall have delivered to the Contractor all written guarantees, warranties, applications, and bonds required by the Contract Documents for its portion of the Work.

21.2.7 Contractor must have completed all requirements set forth under "Close-Out/Certification Procedures," including, without limitation, submission of an approved set of complete Record Drawings.

21.2.8 Architect shall have issued its written approval that final payment can be made.

21.2.9 The Contractor shall have delivered to the District all manuals and materials required by the Contract Documents, which must be approved by the District.

21.2.10 The Contractor shall have completed final clean-up as provided herein.

21.3 Retention

21.3.1 The retention, less any amounts disputed by the District or that the District has the right to withhold pursuant to provisions herein, shall be paid:

21.3.1.1 After approval by the Architect of the Application and Certificate of Payment,

21.3.1.2 After the satisfaction of the conditions set forth herein, and

21.3.1.3 After forty-five (45) days after the recording of the Notice of Completion by District.

21.3.2 No interest shall be paid on any retention, or on any amounts withheld due to a failure of the Contractor to perform, in accordance with the terms and conditions of the Contract Documents, except as provided to the contrary in any Escrow Agreement between the District and the Contractor pursuant to Public Contract Code section 22300.

21.4 Substitution of Securities

The District will permit the substitution of securities in accordance with the provisions of Public Contract Code section 22300.

22. UNCOVERING OF WORK

If a portion of the Work is covered without Inspector or Architect approval or not in compliance with the Contract Documents, it must, if required in writing by the District, the Project Inspector, or the Architect, be uncovered for the Project Inspector's or the Architect's observation and be corrected, replaced, and/or recovered at the Contractor's expense without change in the Contract Price or Contract Time.

23. NONCONFORMING WORK AND CORRECTION OF WORK

23.1 Nonconforming Work

23.1.1 Contractor shall promptly remove from Premises all Work identified by District as failing to conform to the Contract Documents whether incorporated or not. Contractor shall promptly replace and re-execute its own Work to comply with the Contract Documents without additional expense to the District and shall bear the expense of making good all work of other contractors destroyed or damaged by any removal or replacement pursuant hereto and/or any delays to the District or other Contractors caused thereby.

23.1.2 If Contractor does not remove Work that District has identified as failing to conform to the Contract Documents within a reasonable time, not to exceed **FORTY-EIGHT (48)** hours, District may remove it and may store any material at Contractor's expense. If Contractor does not pay expense(s) of that removal within ten (10) days' time thereafter, District may, upon ten (10) days' written notice, sell any material at auction or at private sale and shall deduct all costs and expenses incurred by the District and/or District may withhold those amounts from payment(s) to Contractor.

23.2 Correction of Work

23.2.1 Correction of Rejected Work

Pursuant to the notice provisions herein, the Contractor shall immediately correct the Work rejected by the District, the Architect, or the Project Inspector as failing to conform to the requirements of the Contract Documents, whether observed before or after Completion and whether or not fabricated, installed, or completed. The Contractor shall bear costs of correcting the rejected Work, including additional testing, inspections, and compensation for the Inspector's or the Architect's services and expenses made necessary thereby.

23.2.2 One-Year Warranty Corrections

If, within one (1) year after the date of Completion of the Work or a designated portion thereof, or after the date for commencement of warranties established hereunder, or by the terms of an applicable special warranty required by the Contract Documents, any of the Work is found to be not in accordance with the requirements of the Contract Documents, the Contractor shall correct it promptly after receipt of written notice from the District to do so. This period of one (1) year shall be extended with respect to portions of the Work first performed after Completion by the period of time between Completion and the actual performance of the Work. This obligation hereunder shall survive District's acceptance of the Work under the Contract and termination of the Contract. The District shall give such notice promptly after discovery of the condition.

23.3 District's Right to Perform Work

23.3.1 If the Contractor should neglect to prosecute the Work properly or fail to perform any provisions of this contract, the District, after **FORTY-EIGHT (48)** hours written notice to the Contractor, may, without prejudice to any other remedy it may

have, make good such deficiencies and may deduct the cost thereof from the payment then or thereafter due the Contractor.

23.3.2 If it is found at any time, before or after completion of the Work, that Contractor has varied from the Drawings and/or Specifications, including, but not limited to, variation in material, quality, form, or finish, or in the amount or value of the materials and labor used, District may require at its option:

23.3.2.1 That all such improper Work be removed, remade or replaced, and all work disturbed by these changes be made good by Contractor at no additional cost to the District;

23.3.2.2 That the District deduct from any amount due Contractor the sum of money equivalent to the difference in value between the work performed and that called for by the Drawings and Specifications; or

23.3.2.3 That the District exercise any other remedy it may have at law or under the Contract Documents, including but not limited to the District hiring its own forces or another contractor to replace the Contractor's nonconforming Work, in which case the District shall either issue a deductive Change Order, a Construction Change Directive, or invoice the Contractor for the cost of that work. Contractor shall pay any invoices within thirty (30) days of receipt of same or District may withhold those amounts from payment(s) to Contractor.

24. TERMINATION AND SUSPENSION

24.1 District's Right to Terminate Contractor for Cause

24.1.1 Grounds for Termination: The District, in its sole discretion, may terminate the Contract and/or terminate the Contractor's right to perform the work of the Contract based upon any of the following:

24.1.1.1 Contractor refuses or fails to execute the Work or any separable part thereof with sufficient diligence as will ensure its completion within the time specified or any extension thereof, or

24.1.1.2 Contractor fails to complete said Work within the time specified or any extension thereof, or

24.1.1.3 Contractor persistently fails or refused to perform Work or provide material of sufficient quality as to be in compliance with Contract Documents; or

24.1.1.4 Contractor persistently or repeatedly refuses fails, except in cases for which extension of time is provided, to supply enough properly skilled workers or proper materials to complete the Work in the time specified; or

24.1.1.5 Contractor fails to make prompt payment to Subcontractors, or for material, or for labor; or

24.1.1.6 Contractor persistently disregards laws, or ordinances, or instructions of District; or

24.1.1.7 Contractor fails to supply labor, including that of Subcontractors, that is sufficient to prosecute the Work or that can work in harmony with all other elements of labor employed or to be employed on the Work; or

24.1.1.8 Contractor or its Subcontractor(s) is/are otherwise in breach, default, or in substantial violation of any provision of this Contract, including but not limited to a lapse in licensing or registration.

24.1.2 Notification of Termination

24.1.2.1 Upon the occurrence at District's sole determination of any of the above conditions, District may, without prejudice to any other right or remedy, serve written notice upon Contractor and its Surety of District's termination of this Contract and/or the Contractor's right to perform the work of the Contract. This notice will contain the reasons for termination. Unless, within three (3) days after the service of the notice, any and all condition(s) shall cease, and any and all violation(s) shall cease, or arrangement satisfactory to District for the correction of the condition(s) and/or violation(s) be made, this Contract shall cease and terminate. Upon Termination, Contractor shall not be entitled to receive any further payment until the entire Work is finished.

24.1.2.2 Upon Termination, District may immediately serve written notice of tender upon Surety whereby Surety shall have the right to take over and perform this Contract only if Surety:

24.1.2.2.1 Within three (3) days after service upon it of the notice of tender, gives District written notice of Surety's intention to take over and perform this Contract; and

24.1.2.2.2 Commences performance of this Contract within three (3) days from date of serving of its notice to District.

24.1.2.3 Surety shall not utilize Contractor in completing the Project if the District notifies Surety of the District's objection to Contractor's further participation in the completion of the Project. Surety expressly agrees that any contractor which Surety proposes to fulfill Surety's obligations is subject to District's approval. District's approval shall not be unreasonably withheld, conditioned or delayed.

24.1.2.4 If Surety fails to notify District or begin performance as indicated herein, District may take over the Work and execute the Work to completion by any method it may deem advisable at the expense of Contractor and/or its Surety. Contractor and/or its Surety shall be liable to District for any excess cost or other damages the District incurs thereby. Time is of the essence in this Contract. If the District takes over the Work as herein provided, District may, without liability for so doing, take possession of and utilize in completing the Work such materials, appliances, plan, and other property belonging to Contractor as may be on the Site of the Work, in bonded storage, or previously paid for.

24.1.3 Effect of Termination

24.1.3.1 Contractor shall, only if ordered to do so by the District, immediately remove from the Site all or any materials and personal property belonging to Contractor that have not been incorporated in the construction of the Work, or which are not in place in the Work. The District retains the right, but not the obligation, to keep and use any materials and personal property belonging to Contractor that have not been incorporated in the construction of the Work, or which are not in place in the Work. The Contractor and its Surety shall be liable upon the performance bond for all damages caused to the District by reason of the Contractor's failure to complete the Contract.

24.1.3.2 In the event that the District shall perform any portion of, or the whole of the Work, pursuant to the provisions of the General Conditions, the District shall not be liable nor account to the Contractor in any way for the time within which, or the manner in which, the Work is performed by the District or for any changes the District may make in the Work or for the money expended by the District in satisfying claims and/or suits and/or other obligations in connection with the Work.

24.1.3.3 In the event that the Contract is terminated for any reason, no allowances or compensation will be granted for the loss of any anticipated profit by the Contractor or any impact or impairment of Contractor's bonding capacity.

24.1.3.4 If the expense to the District to finish the Work exceeds the unpaid Contract Price, Contractor and Surety shall pay difference to District within twenty-one (21) days of District's request.

24.1.3.5 The District shall have the right (but shall have no obligation) to assume and/or assign to a general contractor or construction manager or other third party who is qualified and has sufficient resources to complete the Work, the rights of the Contractor under its subcontracts with any or all Subcontractors. In the event of an assumption or assignment by the District, no Subcontractor shall have any claim against the District or third party for Work performed by Subcontractor or other matters arising prior to termination of the Contract. The District or any third party, as the case may be, shall be liable only for obligations to the Subcontractor arising after assumption or assignment. Should the District so elect, the Contractor shall execute and deliver all documents and take all steps, including the legal assignment of its contractual rights, as the District may require, for the purpose of fully vesting in the District the rights and benefits of its Subcontractor under Subcontracts or other obligations or commitments. All payments due the Contractor hereunder shall be subject to a right of offset by the District for expenses and damages suffered by the District as a result of any default, acts, or omissions of the Contractor. Contractor must include this assignment provision in all of its contracts with its Subcontractors.

24.1.3.6 The foregoing provisions are in addition to and not in limitation of any other rights or remedies available to District.

24.1.4 Emergency Termination of Public Contracts Act of 1949

24.1.4.1 This Contract is subject to termination as provided by sections 4410 and 4411 of the Government Code of the State of California, being a portion of the Emergency Termination of Public Contracts Act of 1949.

24.1.4.1.1 Section 4410 of the Government Code states:

In the event a national emergency occurs, and public work, being performed by contract, is stopped, directly or indirectly, because of the freezing or diversion of materials, equipment or labor, as the result of an order or a proclamation of the President of the United States, or of an order of any federal authority, and the circumstances or conditions are such that it is impracticable within a reasonable time to proceed with a substantial portion of the work, then the public agency and the contractor may, by written agreement, terminate said contract.

24.1.4.1.2 Section 4411 of the Government Code states:

Such an agreement shall include the terms and conditions of the termination of the contract and provision for the payment of compensation or money, if any, which either party shall pay to the other or any other person, under the facts and circumstances in the case.

24.1.4.2 Compensation to the Contractor shall be determined at the sole discretion of District on the basis of the reasonable value of the Work done, including preparatory work. As an exception to the foregoing and at the District's discretion, in the case of any fully completed separate item or portion of the Work for which there is a separate previously submitted unit price or item on the accepted schedule of values, that price shall control. The District, at its sole discretion, may adopt the Contract Price as the reasonable value of the work done or any portion thereof.

24.2 Termination of Contractor for Convenience

24.2.1 District in its sole discretion may terminate the Contract upon three (3) days' written notice to the Contractor. Under a termination for convenience, the District retains the right to all the options available to the District if there is a termination for cause. In case of a termination for convenience, the Contractor shall have no claims against the District except:

24.2.1.1 The actual cost for labor, materials, and services performed that is unpaid and adequately documented through timesheets, invoices, receipts, or otherwise, and

24.2.1.2 Five percent (5%) of the total cost of work performed as of the date of termination, or five percent (5%) of the value of the Work yet to be performed, whichever is less. This five percent (5%) amount shall be full compensation for all Contractor's and Subcontractor(s)' mobilization and/or demobilization costs and any anticipated loss profits resulting from termination of the Contractor for convenience.

24.3 Suspension of Work

24.3.1 District in its sole discretion may suspend, delay or interrupt the Work in whole or in part for such period of time as the District may determine upon three (3) days written notice to the Contractor.

24.3.1.1 An adjustment may be made for changes in the cost of performance of the Work caused by any such suspension, delay or interruption. No adjustment shall be made to the extent:

24.3.1.1.1 That performance is, was or would have been so suspended, delayed or interrupted by another cause for which Contractor is responsible; or

24.3.1.1.2 That an equitable adjustment is made or denied under another provision of the Contract; or

24.3.1.1.3 That the suspension of Work was the direct or indirect result of Contractor's failure to perform any of its obligations hereunder.

24.3.1.2 Any adjustments in cost of performance may have a fixed or percentage fee as provided in the section on Format for Proposed Change Order herein. This amount shall be full compensation for all Contractor's and its Subcontractor(s)' changes in the cost of performance of the Contract caused by any such suspension, delay or interruption.

25. CLAIMS PROCESS

25.1 Performance during Claim Process

Contractor and its subcontractors shall continue to perform its Work under the Contract and shall not cause a delay of the Work during any dispute, claim, negotiation, mediation, or arbitration proceeding, except by written agreement by the District.

25.2 Definition of Claim

25.2.1 Pursuant to Public Contract Code section 9204, the term "Claim" means a separate demand by the Contractor sent by registered mail or certified mail with return receipt requested, for one or more of the following:

25.2.1.1 A time extension, including without limitation, for relief of damages or penalties for delay assessed by the District under the Contract;

25.2.1.2 Payment by the District of money or damages arising from work done by, or on behalf of, the Contractor pursuant to the Contract and payment of which is not otherwise expressly provided for or to which Contractor is not otherwise entitled to; or

25.2.1.3 An amount of payment disputed by the District.

25.3 Claims Presentation

25.3.1 If Contractor intends to apply for an increase in the Contract Price or Contract Time for any reason including, without limitation, the acts of District or its agents, Contractor shall, within thirty (30) days after the event giving rise to the Claim, give notice of the Claim in writing, including an itemized statement of the details and amounts of its Claim for any increase in the Contract Price of Contract Time, including a Schedule Analysis and any and all other documentation substantiating Contractor's claimed damages. Otherwise, Contractor shall have waived and relinquished its dispute against the District and Contractor's claims for compensation or an extension of time shall be forfeited and invalidated. Likewise, failure to timely submit a claim and the requisite supporting documentation shall constitute a waiver of such claim.

25.3.2 The Claim shall identify:

25.3.2.1 The issues, events, conditions, circumstances and/or causes giving rise to the dispute, and shall show, in detail, the cause and effect of same;

25.3.2.2 The pertinent dates and/or durations and actual and/or anticipated effects on the Contract Price, Contract Schedule milestones and/or Contract Time adjustments;

25.3.2.3 The line-item costs for labor, material, and/or equipment, if applicable; or

25.3.2.4 A request by Contractor, if any, to waive the claims procedure under Public Contract Code section 9204 and proceed directly to the commencement of a civil action or binding arbitration.

25.3.3 The Claim shall include the following certification by the Contractor:

25.3.3.1 The undersigned Contractor certifies under penalty of perjury that the attached dispute is made in good faith; that the supporting data is accurate and complete to the best of my knowledge and belief; that the amount requested accurately reflects the adjustment for which Contractor believes the District is liable; and that I am duly authorized to certify the dispute on behalf of the Contractor.

25.3.3.2 Furthermore, Contractor understands that the value of the attached dispute expressly includes any and all of the Contractor's costs and expenses, direct and indirect, resulting from the Work performed on the Project, additional time required on the Project and/or resulting from delay to the Project. Contractor may not separately recover for overhead or other indirect costs. Any costs, expenses, damages, or time extensions not included are deemed waived.

25.4 Claim Resolution pursuant to Public Contract Code section 9204

25.4.1 STEP 1:

25.4.1.1 Upon receipt of a Claim by registered or certified mail, return receipt requested, including the documents necessary to substantiate it, the District shall conduct a reasonable review of the Claim and, within a period **not to exceed 45 days**, shall provide the Contractor a written statement identifying what portion of the Claim is disputed and what portion is undisputed. Upon receipt of a Claim, the District and Contractor may, **by mutual agreement, extend the time period** to provide a written statement. If the District needs approval from its governing body to provide the Contractor a written statement identifying the disputed portion and the undisputed portion of the Claim, and the governing body does not meet within the 45 days or within the mutually agreed to extension of time following receipt of Claim sent by registered mail or certified mail, return receipt requested, the District shall have **up to three (3) days following the next duly publicly noticed meeting of the governing body after the 45-day period, or extension**, expires to provide Contractor a written statement identifying the disputed portion and the undisputed portion.

25.4.1.1.1 Any payment due on an undisputed portion of the Claim shall be processed and made within 60 days after the District issues its written statement. Amounts not paid in a timely manner as required by this section, section 25.4, shall bear interest at seven percent (7%) per annum.

25.4.1.2 Upon receipt of a Claim, the parties may mutually agree to waive, in writing, mediation and proceed directly to the commencement of a civil action or binding arbitration, as applicable. In this instance, District and Contractor must comply with the sections below regarding Public Contract Code section 20104 et seq. and Government Code Claim Act Claims.

25.4.1.3 If the District fails to issue a written statement, or to otherwise meet the time requirements of this section, this shall result in the Claim being deemed rejected in its entirety. A Claim that is denied by reason of the District's failure to have responded to a Claim, or its failure to otherwise meet the time requirements of this section, shall not constitute an adverse finding with regard to the merits of the Claim or the responsibility or qualifications of Contractor.

25.4.2 STEP 2:

25.4.2.1 If Contractor disputes the District's written response, or if the District fails to respond to a Claim within the time prescribed, Contractor may demand in writing an informal conference to meet and confer for settlement of the issues in dispute. Upon receipt of a demand in writing sent by registered mail or certified mail, return receipt requested, the District shall schedule a meet and confer conference within 30 days for settlement of the dispute. Within 10 business days following the conclusion of the meet and confer conference, if the Claim or any portion of the Claim remains in dispute, the District shall provide the Contractor a written statement identifying the portion of the Claim that remains in dispute and the portion that is undisputed.

25.4.2.1.1.1 Any payment due on an undisputed portion of the Claim shall be processed and made within 60 days after the District issues its

written statement. Amounts not paid in a timely manner as required by this section, section 25.4, shall bear interest at seven percent (7%) per annum.

25.4.3 STEP 3:

25.4.3.1 Any disputed portion of the Claim, as identified by Contractor in writing, shall be submitted to nonbinding mediation, with the District and Contractor sharing the associated costs equally. The District and Contractor shall mutually agree to a mediator within 10 business days after the disputed portion of the Claim has been identified in writing. If the parties cannot agree upon a mediator, each party shall select a mediator and those mediators shall select a qualified neutral third party to mediate with regard to the disputed portion of the Claim. Each party shall bear the fees and costs charged by its respective mediator in connection with the selection of the neutral mediator. If mediation is unsuccessful, the parts of the Claim remaining in dispute shall be subject to applicable procedures outside this section.

25.4.3.1.1 For purposes of this section, mediation includes any nonbinding process, including, but not limited to, neutral evaluation or a dispute review board, in which an independent third party or board assists the parties in dispute resolution through negotiation or by issuance of an evaluation. Any mediation utilized shall conform to the timeframes in this section.

25.4.3.2 Unless otherwise agreed to by the District and Contractor in writing, the mediation conducted pursuant to this section shall excuse any further obligation under Public Contract Code section 20104.4 to mediate after litigation has been commenced.

25.4.4 STEP 4:

25.4.4.1 If mediation under this section does not resolve the parties' dispute, the District may, but does not require arbitration of disputes under private arbitration or the Public Works Contract Arbitration Program.

25.5 Subcontractor Pass-Through Claims

25.5.1 If a subcontractor or a lower tier subcontractor lacks legal standing to assert a claim against a District because privity of contract does not exist, the contractor may present to the District a Claim on behalf of a subcontractor or lower tier subcontractor. A subcontractor may request in writing, either on his or her own behalf or on behalf of a lower tier subcontractor, that Contractor present a Claim for work which was performed by the subcontractor or by a lower tier subcontractor on behalf of the subcontractor. The subcontractor requesting that the Claim be presented to the District shall furnish reasonable documentation to support the Claim.

25.5.2 Within 45 days of receipt of this written request from a subcontractor, Contractor shall notify the subcontractor in writing as to whether the Contractor presented the Claim to the District and, if Contractor did not present the Claim, provide the subcontractor with a statement of the reasons for not having done so.

25.5.3 The Contractor shall bind all its Subcontractors to the provisions of this section and will hold the District harmless against Claims by Subcontractors.

25.6 Government Code Claim Act Claim

25.6.1 If a claim, or any portion thereof, remains in dispute upon satisfaction of all applicable Claim Resolution requirements, including those pursuant to Public Contract Code section 9204, the Contractor shall comply with all claims presentation requirements as provided in Chapter 1 (commencing with section 900) and Chapter 2 (commencing with section 910) of Part 3 of Division 3.6 of Title 1 of Government Code as a condition precedent to the Contractor's right to bring a civil action against the District. For purposes of those provisions, the running of the time within which a claim must be presented to the District shall be tolled from the time Contractor submits its written Claim until the time the Claim is denied, including any time utilized by any applicable meet and confer process.

25.7 Claim Resolution pursuant to Public Contract Code section 20104 et seq.

25.7.1 In the event of a disagreement between the parties as to performance of the Work, the interpretation of this Contract, or payment or nonpayment for Work performed or not performed, the parties shall attempt to resolve all claims of three hundred seventy-five thousand dollars (\$375,000) or less which arise between Contractor and District by those procedures set forth in Public Contract Code section 20104, et seq., to the extent applicable.

25.7.1.1 Contractor shall file with the District any written Claim, including the documents necessary to substantiate it, upon the application for final payment.

25.7.1.2 For claims of less than fifty thousand dollars (\$50,000), the District shall respond in writing within forty-five (45) days of receipt of the Claim or may request in writing within thirty (30) days of receipt of the Claim any additional documentation supporting the Claim or relating to defenses or claims the District may have against the Contractor.

25.7.1.2.1 If additional information is required, it shall be requested and provided by mutual agreement of the parties.

25.7.1.2.2 District's written response to the documented Claim shall be submitted to the Contractor within fifteen (15) days after receipt of the further documentation or within a period of time no greater than that taken by the Contractor to produce the additional information, whichever is greater.

25.7.1.3 For claims of over fifty thousand dollars (\$50,000) and less than or equal to three hundred seventy-five thousand dollars (\$375,000), the District shall respond in writing to all written Claims within sixty (60) days of receipt of the claim, or may request, in writing, within thirty (30) days of receipt of the Claim any additional documentation supporting the Claim or relating to defenses or claims the District may have against the Contractor.

25.7.1.3.1 If additional information is required, it shall be requested and provided upon mutual agreement of the District and the Contractor.

25.7.1.3.2 The District's written response to the Claim, as further documented, shall be submitted to the Contractor within thirty (30) days after receipt of the further documentation, or within a period of time no greater than that taken by the Contractor to produce the additional information or requested documentation, whichever is greater.

25.7.1.4 If Contractor disputes the District's written response, or the District fails to respond within the time prescribed, Contractor may so notify the District, in writing, either within fifteen (15) days of receipt of the District's response or within fifteen (15) days of the District's failure to respond within the time prescribed, respectively, and demand an informal conference to meet and confer for settlement of the issues in dispute. Upon a demand, the District shall schedule a meet and confer conference within thirty (30) days for settlement of the dispute.

25.7.1.5 Following the meet and confer conference, if the Claim or any portion of it remains in dispute, the Contractor may file a claim as provided in Chapter 1 (commencing with Section 900) and Chapter 2 (commencing with Section 910) of Part 3 of Division 3.6 of Title 1 of the Government Code. For purposes of those provisions the running of the time within which a claim must be filed shall be tolled from the time the Contractor submits its written Claim until the time the Claim is denied, including any period of time utilized by the meet and confer process.

25.7.1.6 For any civil action filed to resolve claims filed pursuant to this section, within sixty (60) days, but no earlier than thirty (30) days, following the filing of responsive pleadings, the court shall submit the matter to nonbinding mediation unless waived by mutual stipulation of both parties. The mediation process shall provide for the selection within fifteen (15) days by both parties of a disinterested third person as mediator, shall be commenced within thirty (30) days of the submittal, and shall be concluded within fifteen (15) days from the commencement of the mediation unless a time requirement is extended upon a good cause showing to the court or by stipulation of both parties. If the parties fail to select a mediator within the 15-day period, any party may petition the court to appoint the mediator.

25.7.1.7 If the matter remains in dispute, the case shall be submitted to judicial arbitration pursuant to Chapter 2.5 (commencing with Section 1141.10) of the Title 3 of Part 3 of the Code of Civil Procedure, notwithstanding Section 1141.11 of that code. The Civil Discovery Act of 1986, (Article 3 (commencing with Section 2016) of Chapter 3 of Title 3 of part 4 of the Code of Civil Procedure) shall apply to any proceeding brought under this subdivision consistent with the rules pertaining to judicial arbitration.

25.7.1.8 The District shall not fail to pay money as to any portion of a Claim which is undisputed except as otherwise provided in the Contract Documents. In any suit filed pursuant to this section, the District shall pay interest due at the legal rate on any arbitration award or judgment. Interest shall begin to accrue on the date the suit is filed in a court of law.

25.7.2 Contractor shall bind its Subcontractors to the provisions of this Section and will hold the District harmless against disputes by Subcontractors.

25.8 Claim Resolution Non-Applicability

25.8.1 The procedures for dispute and claim resolutions set forth in this Article shall not apply to the following:

25.8.1.1 Personal injury, wrongful death or property damage claims;

25.8.1.2 Latent defect or breach of warranty or guarantee to repair;

25.8.1.3 Stop payment notices;

25.8.1.4 District's rights set forth in the Article on Suspension and Termination;

25.8.1.5 Disputes arising out of labor compliance enforcement by the Department of Industrial Relations; or

25.8.1.6 District rights and obligations as a public entity set forth in applicable statutes; provided, however, that penalties imposed against a public entity by statutes, including, but not limited to, Public Contract Code sections 20104.50 and 7107, shall be subject to the Claim Resolution requirements provided in this Article.

25.9 Attorney's Fees

25.9.1 Should litigation be necessary to enforce any terms or provisions of this Agreement, then each party shall bear its own litigation and collection expenses, witness fees, court costs and attorney's fees.

26. STATE LABOR, WAGE & HOUR, APPRENTICE, AND RELATED PROVISIONS

26.1 Labor Compliance and Enforcement

Since this Project is subject to labor compliance and enforcement by the Department of Industrial Relations ("DIR"), Contractor specifically acknowledges and understands that it shall perform the Work of this Agreement while complying with all the applicable provisions of Division 2, Part 7, Chapter 1, of the Labor Code and Title 8 of the California Code of Regulations, including, without limitation, the requirement that the Contractor and all Subcontractors shall timely furnish complete and accurate electronic certified payroll records directly to the DIR. The District may not issue payment if this requirement is not met.

26.2 Wage Rates, Travel, and Subsistence

26.2.1 Pursuant to the provisions of Article 2 (commencing at section 1770), Chapter 1, Part 7, Division 2, of the Labor Code, the general prevailing rate of per diem wages and the general prevailing rate for holiday and overtime work in the locality in which this public work is to be performed for each craft, classification, or type of worker needed to execute this Contract are on file at the District's principal office and copies will be made available to any interested party on request. Contractor shall obtain and post a copy of these wage rates at the job site.

26.2.2 Holiday and overtime work, when permitted by law, shall be paid for at the general prevailing rate of per diem wages for holiday and overtime work on file

with the Director of the Department of Industrial Relations, unless otherwise specified. The holidays upon which those rates shall be paid need not be specified by the District, but shall be all holidays recognized in the applicable collective bargaining agreement. If the prevailing rate is not based on a collectively bargained rate, the holidays upon which the prevailing rate shall be paid shall be as provided in Section 6700 of the Government Code.

26.2.3 Contractor shall pay and shall cause to be paid each worker engaged in Work on the Project the general prevailing rate of per diem wages determined by the Director of the Department of Industrial Relations, regardless of any contractual relationship which may be alleged to exist between Contractor or any Subcontractor and such workers.

26.2.4 If during the period this bid is required to remain open, the Director of the Department of Industrial Relations determines that there has been a change in any prevailing rate of per diem wages in the locality in which the Work under the Contract is to be performed, such change shall not alter the wage rates in the Notice to Bidders or the Contract subsequently awarded.

26.2.5 Pursuant to Labor Code section 1775, Contractor shall, as a penalty to District, forfeit the statutory amount (believed by the District to be currently up to two hundred dollars (\$200) for each calendar day, or portion thereof, for each worker paid less than the prevailing rates, determined by the District and/or the Director, for the work or craft in which that worker is employed for any public work done under Contract by Contractor or by any Subcontractor under it. The difference between such prevailing wage rates and the amount paid to each worker for each calendar day or portion thereof for which each worker was paid less than the prevailing wage rate shall be paid to each worker by Contractor.

26.2.6 Any worker employed to perform Work on the Project, which Work is not covered by any classification listed in the general prevailing wage rate of per diem wages determined by the Director, shall be paid not less than the minimum rate of wages specified therein for the classification which most nearly corresponds to Work to be performed by him, and such minimum wage rate shall be retroactive to time of initial employment of such person in such classification.

26.2.7 Pursuant to Labor Code section 1773.1, per diem wages are deemed to include employer payments for health and welfare, pension, vacation, travel time, subsistence pay, and apprenticeship or other training programs authorized by Labor Code section 3093, and similar purposes.

26.2.8 Contractor shall post at appropriate conspicuous points on the Site of Project, a schedule showing all determined minimum wage rates and all authorized deductions, if any, from unpaid wages actually earned. In addition, Contractor shall post a sign-in log for all workers and visitors to the Site, a list of all subcontractors of any tier on the Site, and the required Equal Employment Opportunity poster(s).

26.3 Hours of Work

26.3.1 As provided in article 3 (commencing at section 1810), chapter 1, part 7, division 2, of the Labor Code, eight (8) hours of labor shall constitute a legal day's work. The time of service of any worker employed at any time by Contractor or by any Subcontractor on any subcontract under this Contract upon the Work or upon

any part of the Work contemplated by this Contract shall be limited and restricted by Contractor to eight (8) hours per day, and forty (40) hours during any one week, except as hereinafter provided. Notwithstanding the provisions hereinabove set forth, Work performed by employees of Contractor in excess of eight (8) hours per day and forty (40) hours during any one week, shall be permitted upon this public work upon compensation for all hours worked in excess of eight (8) hours per day at not less than one and one-half times the basic rate of pay.

26.3.2 Contractor shall keep and shall cause each Subcontractor to keep an accurate record showing the name of and actual hours worked each calendar day and each calendar week by each worker employed by Contractor in connection with the Work or any part of the Work contemplated by this Contract. The record shall be kept open at all reasonable hours to the inspection of District and to the Division of Labor Standards Enforcement of the DIR.

26.3.3 Pursuant to Labor Code section 1813, Contractor shall as a penalty to the District forfeit the statutory amount (believed by the District to be currently twenty-five dollars (\$25)) for each worker employed in the execution of this Contract by Contractor or by any Subcontractor for each calendar day during which such worker is required or permitted to work more than eight (8) hours in any one calendar day and forty (40) hours in any one calendar week in violation of the provisions of article 3 (commencing at section 1810), chapter 1, part 7, division 2, of the Labor Code.

26.3.4 Any Work necessary to be performed after regular working hours, or on Sundays or other holidays shall be performed without additional expense to the District.

26.4 Payroll Records

26.4.1 Contractor shall upload, and shall cause each Subcontractor performing any portion of the Work under this Contract to upload, an accurate and complete certified payroll record ("CPR") electronically using DIR's eCPR System by uploading the CPRs by electronic XML file or entering each record manually using the DIR's iform (or current form) online on a weekly basis and within ten (10) days of any request by the District or Labor Commissioner at <http://www.dir.ca.gov/Public-Works/Certified-Payroll-Reporting.html> or current application and URL, showing the name, address, social security number, work classification, straight-time, and overtime hours worked each day and week, and the actual per diem wages paid to each journeyman, apprentice, worker, or other employee employed by the Contractor and/or each Subcontractor in connection with the Work.

26.4.1.1 The CPRs enumerated hereunder shall be filed directly with the DIR on a weekly basis or to the requesting party, whether the District or DIR, within ten (10) days after receipt of each written request. The CPRs from the Contractor and each Subcontractor for each week shall be provided on or before Wednesday of the week following the week covered by the CPRs. District may not make any payment to Contractor until:

26.4.1.1.1 Contractor and/or its Subcontractor(s) provide CPRs acceptable to the DIR; and

26.4.1.1.2 Any delay in Contractor and/or its Subcontractor(s) providing CPRs to the DIR in a timely manner may directly delay Contractor's payment.

26.4.2 All CPRs shall be available for inspection at all reasonable hours at the principal office of Contractor on the following basis:

26.4.2.1 A certified copy of an employee's CPR shall be made available for inspection or furnished to the employee or his/her authorized representative on request.

26.4.2.2 CPRs shall be made available for inspection or furnished upon request to a representative of District, Division of Labor Standards Enforcement, Division of Apprenticeship Standards, and/or the DIR.

26.4.2.3 CPRs shall be made available upon request by the public for inspection or copies thereof made; provided, however, that a request by the public shall be made through the District, Division of Apprenticeship Standards, or the Division of Labor Standards Enforcement. If the requested CPRs have not been provided pursuant to the provisions herein, the requesting party shall, prior to being provided the records, reimburse the costs of preparation by Contractor, Subcontractors, and the entity through which the request was made. The public shall not be given access to the records at the principal office of Contractor.

26.4.3 Any copy of records made available for inspection as copies and furnished upon request to the public or any public agency by District, Division of Apprenticeship Standards, or Division of Labor Standards Enforcement shall be marked or obliterated in such a manner as to prevent disclosure of an individual's name, address, and social security number. The name and address of Contractor awarded Contract or performing Contract shall not be marked or obliterated.

26.4.4 Contractor shall inform District of the location of the records enumerated hereunder, including the street address, city, and county, and shall, within five (5) working days, provide a notice of change of location and address.

26.4.5 In the event of noncompliance with the requirements of this section, Contractor shall have ten (10) days in which to comply subsequent to receipt of written notice specifying in what respects Contractor must comply with this section. Should noncompliance still be evident after the ten (10) day period, Contractor shall, as a penalty to District, forfeit up to one hundred dollars (\$100) for each calendar day, or portion thereof, for each worker, until strict compliance is effectuated. Upon the request of the Labor Commissioner, these penalties shall be withheld from progress payments then due.

26.4.6 **[RESERVED]**

26.5 **[RESERVED]**

26.6 **Apprentices**

26.6.1 Contractor acknowledges and agrees that, if this Contract involves a dollar amount greater than or a number of working days greater than that specified in Labor Code section 1777.5, then this Contract is governed by the provisions of Labor Code Section 1777.5. It shall be the responsibility of Contractor to ensure compliance with this Article and with Labor Code section 1777.5 for all apprenticeship occupations.

26.6.2 Apprentices of any crafts or trades may be employed and, when required by Labor Code section 1777.5, shall be employed provided they are properly registered in full compliance with the provisions of the Labor Code.

26.6.3 Every such apprentice shall be paid the standard wage paid to apprentices under the regulations of the craft or trade at which he/she is employed, and shall be employed only at the work of the craft or trade to which she/he is registered.

26.6.4 Only apprentices, as defined in section 3077 of the Labor Code, who are in training under apprenticeship standards and written apprentice agreements under chapter 4 (commencing at section 3070), division 3, of the Labor Code, are eligible to be employed. The employment and training of each apprentice shall be in accordance with the provisions of the apprenticeship standards and apprentice agreements under which he/she is training.

26.6.5 Pursuant to Labor Code section 1777.5, if that section applies to this Contract as indicated above, Contractor and any Subcontractors employing workers in any apprenticeable craft or trade in performing any Work under this Contract shall apply to the applicable joint apprenticeship committee for a certificate approving the Contractor or Subcontractor under the applicable apprenticeship standards and fixing the ratio of apprentices to journeymen employed in performing the Work.

26.6.6 Pursuant to Labor Code section 1777.5, if that section applies to this Contract as indicated above, Contractor and any Subcontractor may be required to make contributions to the apprenticeship program.

26.6.7 If Contractor or Subcontractor willfully fails to comply with Labor Code section 1777.5, then, upon a determination of noncompliance by the Administrator of Apprenticeship, it shall:

26.6.7.1 Be denied the right to bid on any subsequent project for one (1) year from the date of such determination;

26.6.7.2 Forfeit as a penalty to District the full amount as stated in Labor Code section 1777.7. Interpretation and enforcement of these provisions shall be in accordance with the rules and procedures of the California Apprenticeship Council and under the authority of the Chief of the Division of Apprenticeship Standards.

26.6.8 Contractor and all Subcontractors shall comply with Labor Code section 1777.6, which section forbids certain discriminatory practices in the employment of apprentices.

26.6.9 Contractor shall become fully acquainted with the law regarding apprentices prior to commencement of the Work. Special attention is directed to sections 1777.5, 1777.6, and 1777.7 of the Labor Code, and title 8, California Code of Regulations, section 200 et seq. Questions may be directed to the State Division of Apprenticeship Standards, 455 Golden Gate Avenue, 9th floor, San Francisco, California 94102.

26.7 Non-Discrimination

26.7.1 Contractor herein agrees to comply with the provisions of the California Fair Employment and Housing Act as set forth in part 2.8 of division 3 of the

California Government Code, commencing at section 12900; the Federal Civil Rights Act of 1964, as set forth in Public Law 88-352, and all amendments thereto; Executive Order 11246; and all administrative rules and regulations found to be applicable to Contractor and Subcontractor.

26.7.2 Special requirements for Federally Assisted Construction Contracts: During the performance of this Contract, Contractor agrees to incorporate in all subcontracts the provisions set forth in Chapter 60-1.4(b) of Title 41 published in Volume 33 No. 104 of the Federal Register dated May 28, 1968.

26.8 Labor First Aid

Contractor shall maintain emergency first aid treatment for Contractor's workers on the Project which complies with the Federal Occupational Safety and Health Act of 1970 (29 U.S.C. § 651 et seq.) and the California Occupational Safety and Health Act of 1973 (Lab. Code, § 6300 et seq.; 8 Cal. Code of Regs., § 330 et seq.).

27. [RESERVED]

28. MISCELLANEOUS

28.1 Assignment of Antitrust Actions

28.1.1 Section 7103.5(b) of the Public Contract Code states:

In entering into a public works contract or subcontract to supply goods, services, or materials pursuant to a public works contract, the Contractor or subcontractor offers and agrees to assign to the awarding body all rights, title, and interest in and to all causes of action it may have under Section 4 of the Clayton Act (15 U.S.C. Sec. 15) or under the Cartwright Act (Chapter 2 (commencing with Section 16700) of Part 2 of Division 7 of the Business and Professions Code), arising from purchases of goods, which assignment shall be made and become effective at the time the awarding body tenders final payment to the Contractor, without further acknowledgment by the parties.

28.1.2 Section 4552 of the Government Code states:

In submitting a bid to a public purchasing body, the bidder offers and agrees that if the bid is accepted, it will assign to the purchasing body all rights, title, and interest in and to all causes of action it may have under Section 4 of the Clayton Act (15 U.S.C. Sec. 15) or under the Cartwright Act (Chapter 2 (commencing with Section 16700) of Part 2 of Division 7 of the Business and Professions Code), arising from purchases of goods, materials, or services by the bidder for sale to the purchasing body pursuant to the bid. Such assignment shall be made and become effective at the time the purchasing body tenders final payment to the bidder.

28.1.3 Section 4553 of the Government Code states:

If an awarding body or public purchasing body receives, either through judgment or settlement, a monetary recovery for a cause of action assigned under this chapter, the assignor shall be entitled to receive reimbursement for actual legal costs incurred and may, upon demand, recover from the public body any portion of the recovery, including treble damages, attributable to overcharges that were paid by the assignor

but were not paid by the public body as part of the bid price, less the expenses incurred in obtaining that portion of the recovery.

28.1.4 Section 4554 of the Government Code states:

Upon demand in writing by the assignor, the assignee shall, within one year from such demand, reassign the cause of action assigned under this part if the assignor has been or may have been injured by the violation of law for which the cause of action arose and (a) the assignee has not been injured thereby, or (b) the assignee declines to file a court action for the cause of action.

28.1.5 Under this Article, "public purchasing body" is District and "bidder" is Contractor.

28.2 **Excise Taxes**

If, under Federal Excise Tax Law, any transaction hereunder constitutes a sale on which a Federal Excise Tax is imposed and the sale is exempt from such Federal Excise Tax because it is a sale to a State or Local Government for its exclusive use, District, upon request, will execute documents necessary to show (1) that District is a political subdivision of the State for the purposes of such exemption, and (2) that the sale is for the exclusive use of District. No Federal Excise Tax for such materials shall be included in any Contract Price.

28.3 **Taxes**

Contract Price is to include any and all applicable sales taxes or other taxes that may be due in accordance with section 7051 et seq. of the Revenue and Taxation Code, Regulation 1521 of the State Board of Equalization or any other tax code that may be applicable.

28.4 **Shipments**

All shipments must be F.O.B. destination to Site or sites, as indicated in the Contract Documents. There must be no charge for containers, packing, unpacking, drayage, or insurance. The total Contract Price shall be all inclusive (including sales tax) and no additional costs of any type will be considered.

28.5 **Compliance with Government Reporting Requirements**

If this Contract is subject to federal or other governmental reporting requirements because of federal or other governmental financing in whole or in part for the Project of which it is part, or for any other reason, Contactor shall comply with those reporting requirements at the request of the District at no additional cost.

END OF DOCUMENT

DOCUMENT 00 73 13

SPECIAL CONDITIONS

1. Fire Alarm Projects

1.1 Access. Access to the school buildings and entry to buildings, classrooms, restrooms, mechanical rooms, electrical rooms, or other rooms, for construction purposes, must be coordinated with District and onsite District personnel before Work is to start. Unless agreed to otherwise in writing, only a school custodian will be allowed to unlock and lock doors in existing building(s). The custodian will be available only while school is in session. If a custodian is required to arrive before 7:00 a.m. or leave after 3:30 p.m. to accommodate Contractor's Work, the overtime wages for the custodian will be paid by the Contractor, unless at the discretion of the District, other arrangements are made in advance.

1.2 Keys. Upon request, the District may, at its own discretion, provide keys to the school site for the convenience of the Contractor. The Contractor agrees to pay all expenses to re-key the entire school site and all other affected District buildings if the keys are lost or stolen, or if any unauthorized party obtains a copy of the key or access to the school.

1.3 Maintaining Services. The Contractor is advised that Work is to be performed in spaces regularly scheduled for instruction. Interruption and/or periods of shutdown of public access, electrical service, water service, lighting, or other utilities shall be only as arranged in advance with the District. Contractor shall provide temporary services to all facilities interrupted by Contractor's Work.

1.4 Maintaining Utilities. The Contractor shall maintain in operation during duration of Contract, drainage lines, storm drains, sewers, water, gas, electrical, steam, and other utility service lines within working area.

1.5 Confidentiality. Contractor shall maintain the confidentiality of all information, documents, programs, procedures and all other items that Contractor encounters while performing the Work. This requirement shall be ongoing and shall survive the expiration or termination of this Contract and specifically includes, without limitation, all student, parent, and employee disciplinary information and health information.

1.6 Work during Instructional Time. By submitting its bid, Contractor affirms that Work may be performed during ongoing instruction in existing facilities. If so, Contractor agrees to cooperate to the best of its ability to minimize any disruption to school operations and any use of school facilities by the public up to, and including, rescheduling specific work activities, at no additional cost to District.

1.7 No Work during Student Testing. Contractor shall, at no additional cost to the District and at the District's request, coordinate its Work to not disturb District students

including, without limitation, not performing any Work when students at the Site are taking State or Federally-required tests.

2. Badge Policy for Contractors

All Contractors doing work for the District will provide their workers with identification badges. These badges will be worn by all members of the Contractor's staff who are working in a District facility.

2.1 Badges must be filled out in full and contain the following information:

2.1.1 Name of Contractor

2.1.2 Name of Employee

2.1.3 Contractor's address and phone number

2.2 Badges are to be worn when the Contractor or his/her employees are on site and must be visible at all times. Contractors must inform their employees that they are required to allow District employees, the Architect, the Construction Manager, the Program Manager, or the Project Inspector to review the information on the badges upon request.

2.3 Continued failure to display identification badges as required by this policy may result in the individual being removed from the Project or assessment of fines against the Contractor.

3. Substitution for Specified Items

3.1 Whenever in the Specifications any materials, process, or article is indicated or specified by grade, patent, or proprietary name, or by name of manufacturer, that Specification shall be deemed to be followed by the words "or equal." Contractor may, unless otherwise stated, offer any material, process, or article that shall be substantially equal or better in every respect to that so indicated or specified.

3.1.1 If the material, process, or article offered by Contractor is not, in the opinion of the District, substantially equal or better in every respect to that specified, then Contractor shall furnish the material, process, or article specified in the Specifications without any additional compensation or change order.

3.1.2 This provision shall not be applicable with respect to any material, product, thing or service for which District made findings and gave notice in accordance with Public Contract Code section 3400(c); therefore, Contractor shall not be entitled to request a substitution with respect to those materials, products or services.

3.2 A request for a substitution shall be submitted as follows:

3.2.1 Contractor shall notify the District in writing of any request for a substitution at least ten (10) days prior to bid opening as indicated in the Instructions to Bidders.

3.2.2 Requests for Substitutions after award of the Contract shall be submitted within ten (10) days of the date of the Notice of Award.

3.3 Within ten (10) days after the date of the Notice of Award, Contractor shall provide data substantiating a request for substitution of “an equal” item, including but not limited to the following:

3.3.1 All variations of the proposed substitute from the material specified including, but not limited to, principles of operation, materials, or construction finish, thickness or gauge of materials, dimensions, weight, and tolerances;

3.3.2 Available maintenance, repair or replacement services;

3.3.3 Increases or decreases in operating, maintenance, repair, replacement, and spare parts costs;

3.3.4 Whether or not acceptance of the substitute will require other changes in the Work (or in work performed by the District or others under Contract with the District); and

3.3.5 The time impact on any part of the Work resulting directly or indirectly from acceptance of the proposed substitute.

3.4 No substitutions shall be made until approved, in writing, by the District. The burden of proof as to equality of any material, process, or article shall rest with Contractor. The Contractor warrants that if substitutes are approved:

3.4.1 The proposed substitute is equal or superior in all respects to that specified, and that such proposed substitute is suitable and fit for the intended purpose and will perform adequately the function and achieve the results called for by the general design and the Contract Documents;

3.4.2 The Contractor provides the same warranties and guarantees for the substitute that would be provided for that specified;

3.4.3 The Contractor shall be fully responsible for the installation of the substitute and any changes in the Work required, either directly or indirectly, because of the acceptance of such substitute, with no increase in Contract Price or Contract Time. Incidental changes or extra component parts required to accommodate the substitute will be made by the Contractor without a change in the Contract Price or Contract Time;

3.4.4 The Contractor shall be responsible for any re-design costs occasioned by District's acceptance and/or approval of any substitute; and

3.4.5 The Contractor shall, in the event that a substitute is less costly than that specified, credit the District with one hundred percent (100%) of the net difference between the substitute and the originally specified material. In this event, the Contractor agrees to execute a deductive Change Order to reflect that credit.

3.5 In the event Contractor furnishes a material, process, or article more expensive than that specified, the difference in the cost of that material, process, or article so furnished shall be borne by Contractor.

3.6 In no event shall the District be liable for any increase in Contract Price or Contract Time due to any claimed delay in the evaluation of any proposed substitute or in the acceptance or rejection of any proposed substitute.

3.7 Contractor shall be responsible for any costs the District incurs for professional services, DSA fees, or delay to the Project Schedule, if applicable, while DSA reviews changes for the convenience of Contractor and/or to accommodate Contractor's means and methods. District may deduct those costs from any amounts owing to the Contractor for the review of the request for substitution, even if the request for substitution is not approved. District, at its sole discretion, shall deduct from the payments due to and/or invoice Contractor for all the professional services and/or DSA fees or delay to the Project Schedule, if applicable, while DSA reviews changes for the convenience of Contractor and/or to accommodate Contractor's means and methods arising herein.

4. Weather Days

Delays due to Adverse Weather conditions will only be permitted in compliance with the provisions in the General Conditions and only if the number of days of Adverse Weather exceeds the following parameters and Contractor can verify that the excess days of Adverse Weather caused delays:

January	<u>NA</u>	July	<u>NA</u>
February	<u>NA</u>	August	<u>NA</u>
March	<u>NA</u>	September	<u>NA</u>
April	<u>NA</u>	October	<u>NA</u>
May	<u>NA</u>	November	<u>NA</u>
June	<u>NA</u>	December	<u>NA</u>

5. Permits, Certificates, Licenses, Fees, Approvals

5.1 Payment for Permits, Certificates, Licenses, Fees, and Approvals. As required in the General Conditions, the Contractor shall secure and pay for all permits, licenses, approvals, and certificates necessary for the prosecution of the Work with the exception of the following:

5.1.1 NA

With respect to the above-listed items, Contractor shall be responsible for securing such items; however, District will be responsible for payment of these charges or fees. Contractor shall notify the District of the amount due with respect to such items and to whom the amount is payable. Contractor shall provide the District with an invoice and receipt with respect to such charges or fees.

5.2 General Permit For Storm Water Discharges Associated With Construction and Land Disturbance Activities

5.2.1 Contractor acknowledges that all California school districts are obligated to develop and implement the following requirements for the discharge of storm water to surface waters from its construction and land disturbance activities (storm water requirements), without limitation:

5.2.1.1 Municipal Separate Storm Sewer System (MS4) is a system of conveyances used to collect and/or convey storm water, including, without limitation, catch basins, curbs, gutters, ditches, man-made channels, and storm drains.

5.2.1.2 Storm Water Pollution Prevention Plan ("SWPPP") contains specific best management practices ("BMPs") and establishes numeric effluent limitations at:

5.2.1.2.1 Sites where the District engages in maintenance (e.g., fueling, cleaning, repairing) for transportation activities.

5.2.1.2.2 Construction sites where:

5.2.1.2.2.1 One (1) or more acres of soil will be disturbed, or

5.2.1.2.2.2 The project is part of a larger common plan of development that disturbs more than one (1) acre of soil.

5.2.2 Contractor shall comply with any District storm water requirements that are approved by the District and applicable to the Project, at no additional cost to the District.

5.2.3 At no additional cost to the District, Contractor shall provide a Qualified Storm Water Practitioner who shall be onsite and implement and monitor any and all SWPPP requirements applicable to the Project, including but not limited to:

5.2.3.1 At least forty eight (48) hours prior to a forecasted rain event, implementing the Rain Event Action Plan (REAP) for any rain event requiring implementation of the REAP, including any erosion and sediment control measures needed to protect all exposed portions of the site; and

5.2.3.2 Monitoring any Numeric Action Levels (NALs), if applicable.

6. Fingerprinting

Contractor shall comply with the provisions of Education Code section 45125.2 regarding the submission of employee fingerprints to the California Department of Justice and the completion of criminal background investigations of its employees, its subcontractor(s), and its subcontractors' employees. Contractor shall not permit any employee to have any contact with District pupils until such time as Contractor has verified in writing to the governing board of the District, that such employee has not been convicted of a violent or serious felony, as defined in Education Code section 45122.1. Contractor shall fully complete and perform all tasks required pursuant to the Criminal Background Investigation/ Fingerprinting Certification.

7. Disabled Veteran Business Enterprises

This Project uses or may plan to use funds allocated pursuant to the State of California School Facility Program ("Program") for the construction and/or modernization of school buildings. Therefore, Section 17076.11 of the Education Code requires the District to have a participation goal for disabled veteran business enterprises ("DVBE") of at least three percent (3%), per year, of the overall dollar amount expended each year by the District on projects that receive state funding. The Contractor must submit the Disabled Veteran Business Enterprise Participation Certification to the District at time of bid, identifying the steps Contractor took to solicit DVBE participation in conjunction with this Contract.

8. Construction Manager

The District will use a Construction Manager on the Project that is the subject of this Contract. Doug McCalla, Capital Program Management, contact e-mail dougm@capitalpm.com is the Construction Manager for this Project.

9. Program Manager

Vickie Brum, Planning Analyst, LUSD, contact email vbrum@lodiUSD.net is the Program Manager designated for the Project that is the subject of this Contract.

10. Warranty/Guarantee and Correction of Work

Replace provisions in the General Conditions with the following provisions:

14.1.1 The Contractor shall obtain and preserve for the benefit of the District, manufacturer's warranties on materials, fixtures, and equipment incorporated into the Work.

14.1.2 In addition to guarantees required elsewhere, Contractor shall, and hereby does guarantee and warrant all Work furnished on the job against all defects for a period of **TWO (2)** years after the later of the following dates, unless a longer period is provided for in the Contract Documents:

14.1.2.1 The acceptance by the District's governing board of the Work, subject to these General Conditions, or

14.1.2.2 The date that commissioning for the Project, if any, was completed.

At the District's sole option, Contractor shall repair or replace any and all of that Work, together with any other Work that may be displaced in so doing, that may prove defective in workmanship and/or materials within a **TWO (2)** years period from date of completion as defined above, unless a longer period is provided for in the Contract Documents, without expense whatsoever to District. In the event of failure of Contractor and/or Surety to commence and pursue with diligence said replacements or repairs within ten (10) days after being notified in writing, Contractor and Surety hereby acknowledge and agree that District is authorized to proceed to have defects repaired and made good at expense of Contractor and/or Surety who hereby agree to pay costs and charges therefore immediately on demand.

14.1.3 If, in the opinion of District, defective work creates a dangerous condition or requires immediate correction or attention to prevent further loss to District or to prevent

interruption of operations of District, District will attempt to give the notice required above. If Contractor or Surety cannot be contacted or neither complies with District's request for correction within a reasonable time as determined by District, District may, notwithstanding the above provision, proceed to make any and all corrections and/or provide attentions the District believes are necessary. The costs of correction or attention shall be charged against Contractor and Surety of the guarantees provided in this Article or elsewhere in this Contract.

14.1.3 The above provisions do not in any way limit the guarantees on any items for which a longer guarantee is specified or on any items for which a manufacturer gives a guarantee for a longer period. Contractor shall furnish to District all appropriate guarantee or warranty certificates as indicated in the Specifications or upon request by District.

14.1.4 Nothing herein shall limit any other rights or remedies available to District.

23.2.2 Two-Year Warranty Corrections

If, within two (2) years after the date of Completion of the Work or a designated portion thereof, or after the date for commencement of warranties established hereunder, or by the terms of an applicable special warranty required by the Contract Documents, any of the Work is found to be not in accordance with the requirements of the Contract Documents, the Contractor shall correct it promptly after receipt of written notice from the District to do so. This period of two (2) years shall be extended with respect to portions of the Work first performed after Completion by the period of time between Completion and the actual performance of the Work. This obligation hereunder shall survive District's acceptance of the Work under the Contract and termination of the Contract. The District shall give such notice promptly after discovery of the condition.

11. Preliminary Schedule of Values

The preliminary schedule of values shall include, at a minimum, the following information and the following structure:

Replace provision in the General Conditions with the following provisions:

16.1.1.2.3. The preliminary schedule of values shall not provide for values any greater than the following percentages of the Contract value:

16.1.2.3.1 Mobilization and layout combined to equal not more than **[1]**%;

16.1.1.2.3.2 Submittals, samples and shop drawings combined to equal not more than **[3]**%;

16.1.1.2.3.3 Bonds and insurance combined to equal not more than **[2]**%.

END OF DOCUMENT

DOCUMENT 00 73 56

HAZARDOUS MATERIALS
PROCEDURES & REQUIREMENTS

1. Summary

This document includes information applicable to hazardous materials and hazardous waste abatement.

2. Notice of Hazardous Waste or Materials

- a. Contractor shall give notice in writing to the District, the Construction Manager, and the Architect promptly, before any of the following materials are disturbed, and in no event later than twenty-four (24) hours after first observance, of any:
 - (1) Material that Contractor believes may be a material that is hazardous waste or hazardous material, as defined in section 25117 of the Health and Safety Code, that is required to be removed to a Class I, Class II, or Class III disposal site in accordance with provisions of existing law;
 - (2) Other material that may present a substantial danger to persons or property exposed thereto in connection with Work at the site.
- b. Contractor's written notice shall indicate whether the hazardous waste or material was shown or indicated in the Contract Documents to be within the scope of Work, and whether the materials were brought to the site by Contractor, its Subcontractors, suppliers, or anyone else for whom Contractor is responsible. As used in this section the term "hazardous materials" shall include, without limitation, asbestos, lead, Polychlorinated biphenyl (PCB), petroleum and related hydrocarbons, and radioactive material.
- c. In response to Contractor's written notice, the District shall investigate the identified conditions.
- d. If the District determines that conditions do not involve hazardous materials or that no change in terms of Contract is justified, the District shall so notify Contractor in writing, stating reasons. If the District and Contractor cannot agree on whether conditions justify an adjustment in Contract Price or Contract Time, or on the extent of any adjustment, Contractor shall proceed with the Work as directed by the District.
- e. If after receipt of notice from the District, Contractor does not agree to resume Work based on a reasonable belief it is unsafe, or does not agree to resume Work under special conditions, then District may order such portion of Work that is in connection with such hazardous condition or such affected area to be deleted from the Work, or performed by others, or District may invoke its rights to terminate the Contract in whole or in part. District will determine entitlement to or the amount or extent of an adjustment, if any, in Contract Price or Contract Time as a result of deleting such portion of Work, or performing the Work by others.

- f. If Contractor stops Work in connection with any hazardous condition and in any area affected thereby, Contractor shall immediately redeploy its workers, equipment, and materials, as necessary, to other portions of the Work to minimize delay and disruption.

3. Additional Warranties and Representations

- a. Contractor represents and warrants that it, its employees, and its subcontractors and their employees, shall at all times have the required levels of familiarity with the Site and the Work, training, and ability to comply fully with all applicable laws and contractual requirements for safe and expeditious performance of the Work, including whatever training is or may be required regarding the activities to be performed (including, but not limited to, all training required to address adequately the actual or potential dangers of Contract performance).
- b. Contractor represents and warrants that it, its employees, and its subcontractors and their employees, shall at all times have and maintain in good standing any and all certifications and licenses required by applicable federal, state, and other governmental and quasi-governmental requirements applicable to the Work.
- c. Contractor represents and warrants that it has studied carefully all requirements of the Specifications regarding procedures for demolition, hazardous waste abatement, or safety practices, specified in the Contract, and prior to submitting its bid, has either (a) verified to its satisfaction that the specified procedures are adequate and sufficient to achieve the results intended by the Contract Documents, or (b) by way of approved "or equal" request or request for clarification and written Addenda, secured changes to the specified procedures sufficient to achieve the results intended by the Contract Documents. Contractor accepts the risk that any specified procedure will result in a completed Project in full compliance with the Contract Documents.

4. Monitoring and Testing

- a. District reserves the right, in its sole discretion, to conduct air monitoring, earth monitoring, Work monitoring, and any other tests (in addition to testing required under the agreement or applicable law), to monitor Contract requirements of safe and statutorily compliant work methods and (where applicable) safe re-entry level air standards under state and federal law upon completion of the job, and compliance of the work with periodic and final inspection by public and quasi-public entities having jurisdiction.
- b. Contractor acknowledges that District has the right to perform, or cause to be performed, various activities and tests including, but not limited to, pre-abatement, during abatement, and post-abatement air monitoring, that District shall have no obligation to perform said activities and tests, and that a portion of said activities and tests may take place prior to the completion of the Work by Contractor. In the event District elects to perform these activities and tests, Contractor shall afford District ample access to the Site and all areas of the Work as may be necessary for the performance of these activities and tests. Contractor will include the potential impact of these

activities or tests by District in the Contract Price and the Scheduled Completion Date.

- c. Notwithstanding District's rights granted by this paragraph, Contractor may retain its own industrial hygiene consultant at Contractor's own expense and may collect samples and may perform tests including, but not limited to, pre-abatement, during abatement, and post-abatement personal air monitoring, and District reserves the right to request documentation of all such activities and tests performed by Contractor relating to the Work and Contractor shall immediately provide that documentation upon request.

5. Compliance with Laws

- a. Contractor shall perform safe, expeditious, and orderly work in accordance with the best practices and the highest standards in the hazardous waste abatement, removal, and disposal industry, the applicable law, and the Contract Documents, including, but not limited to, all responsibilities relating to the preparation and return of waste shipment records, all requirements of the law, delivering of all requisite notices, and obtaining all necessary governmental and quasi-governmental approvals.
- b. Contractor represents that it is familiar with and shall comply with all laws applicable to the Work or completed Work including, but not limited to, all federal, state, and local laws, statutes, standards, rules, regulations, and ordinances applicable to the Work relating to:
 - (1) The protection of the public health, welfare and environment;
 - (2) Storage, handling, or use of asbestos, PCB, lead, petroleum based products, radioactive material, or other hazardous materials;
 - (3) The generation, processing, treatment, storage, transport, disposal, destruction, or other management of asbestos, PCB, lead, petroleum, radioactive material, or hazardous waste materials or other waste materials of any kind; and
 - (4) The protection of environmentally sensitive areas such as wetlands and coastal areas.

6. Disposal

- a. Contractor has the sole responsibility for determining current waste storage, handling, transportation, and disposal regulations for the job Site and for each waste disposal facility. Contractor must comply fully at its sole cost and expense with these regulations and any applicable law. District may, but is not obligated to, require submittals with this information for it to review consistent with the Contract Documents.
- b. Contractor shall develop and implement a system acceptable to District to track hazardous waste from the Site to disposal, including appropriate "Hazardous Waste Manifests" on the EPA form, so that District may track the volume of waste it put in each landfill and receive from each landfill a certificate of receipt.

- c. Contractor shall provide District with the name and address of each waste disposal facility prior to any disposal, and District shall have the express right to reject any proposed disposal facility. Contractor shall not use any disposal facility to which District has objected. Contractor shall document actual disposal or destruction of waste at a designated facility by completing a disposal certificate or certificate of destruction forwarding the original to the District.

7. Permits

- a. Before performing any of the Work, and at such other times as may be required by applicable law, Contractor shall deliver all requisite notices and obtain the approval of all governmental and quasi-governmental authorities having jurisdiction over the Work. Contractor shall submit evidence satisfactory to District that it and any disposal facility:
 - (1) have obtained all required permits, approvals, and the like in a timely manner both prior to commencement of the Work and thereafter as and when required by applicable law; and
 - (2) are in compliance with all such permits, approvals and the regulations.

For example, before commencing any work in connection with the Work involving asbestos-containing materials, or PCBs, or other hazardous materials subject to regulation, Contractor agrees to provide the required notice of intent to renovate or demolish to the appropriate state or federal agency having jurisdiction, by certified mail, return receipt requested, or by some other method of transmittal for which a return receipt is obtained, and to send a copy of that notice to District. Contractor shall not conduct any Work involving asbestos-containing materials or PCBs unless Contractor has first confirmed that the appropriate agency having jurisdiction is in receipt of the required notification. All permits, licenses, and bonds that are required by governmental or quasi-governmental authorities, and all fees, deposits, tap fees, offsite easements, and asbestos and PCB disposal facilities expenses necessary for the prosecution of the Work, shall be procured and paid for by Contractor. Contractor shall give all notices and comply with the all applicable laws bearing on the conduct of the Work as drawn and specified. If Contractor observes or reasonably should have observed that Plans and Specifications and other Contract Documents are at variance therewith, it shall be responsible for promptly notifying District in writing of such fact. If Contractor performs any Work contrary to applicable laws, it shall bear all costs arising therefrom.

- b. In the case of any permits or notices held in District's name or of necessity to be made in District's name, District shall cooperate with Contractor in securing the permit or giving the notice, but the Contractor shall prepare for District review and execution upon approval, all necessary applications, notices, and other materials.

8. **Indemnification**

To the fullest extent permitted by law, the indemnities and limitations of liability expressed throughout the Contract Documents apply with equal force and effect to any claims or liabilities imposed or existing by virtue of the removal, abatement, and disposal of hazardous waste. This includes, but is not limited to, liabilities connected to the selection and use of a waste disposal facility, a waste transporter, personal injury, property damage, loss of use of property, damage to the environment or natural resources, or "disposal" and "release" of materials associated with the Work (as defined in 42 U.S.C. § 9601 *et seq.*).

9. **Termination**

District shall have an absolute right to terminate for default immediately without notice and without an opportunity to cure should Contractor knowingly or recklessly commit a material breach of the terms of the Contract Documents, or any applicable law, on any matter involving the exposure of persons or property to hazardous waste. However, if the breach of contract exposing persons or property to hazardous waste is due solely to an ordinary, unintentional, and non-reckless failure to exercise reasonable care, then the procedures for termination for cause shall apply without modification.

END OF DOCUMENT

Limited Asbestos and Lead Work Plan

Lodi Unified School District
Multiple Campus Sites

March 22, 2019

Terracon Project No. R1197124

Prepared for:

Lodi Unified School District
Lodi, California

Prepared by:

Terracon Consultants, Inc.
Emeryville, CA



Prepared by: William Frieszell
Senior Industrial Hygienist
CIH #10471, CSP #23644, CAC #12-4853

Offices Nationwide
Employee-Owned

Established in 1965
terracon.com

Terracon

Geotechnical ■ Environmental ■ Construction Materials ■ Facilities

ASBESTOS AND LEAD WORK PRACTICES AND DISPOSAL

PART 1 - GENERAL

1.1 SUMMARY

- A. The general scope of work includes limited Class III Operations to be undertaken during the performance of multiple projects associated with fire alarm upgrades in on multiple campuses within the Lodi Unified School District (LUSD) during the year of 2019.
- B. It should be noted that penetrations or similar small-scale impacts to materials are also anticipated and are covered by this specification. The contractor shall interface with the architect in order to identify these locations prior to submitting a bid.
- C. In addition, numerous types of paint have been assumed to contain lead based on the age of the campuses referenced. All work impacting lead-containing materials must be conducted in accordance with the OSHA Lead in Construction standard 8 CCR 1532.1.
- D. The Contractor is responsible for conducting a thorough site visit and for reviewing the information in this specification as well as reviewing application local, state and federal regulations as they pertain to hazardous materials related activities.

1.2 COMPLIANCE AND INTENT

- A. This document may not be used for any form of operations of a scale larger than minor penetrations to affected finishes for the purposes of installing new equipment. This document will not apply to activities requiring damage to either thermal systems insulation (TSI) or surfacing materials as defined by the California Division of Occupational Safety and Health (Cal-OSHA).
- B. The Contractor is responsible for repair, to the satisfaction of the District, of surfaces not scheduled for demolition that become damaged as a result of abatement or demolition activities. All unscheduled repair work shall be at no increase to contract price.
- C. This project involves limited impacts to of known asbestos and lead containing materials within the interiors and exteriors at multiple school campuses. During all work, provide monitoring and worker protective equipment in accordance with the California Occupational Safety and Health Administration (Cal-OSHA) and as required by this specification. Where there is conflict, the most stringent requirement shall apply.
- D. The work covered by this specification includes the limited handling, removal, and proper disposal of ACMs and limited lead containing materials. All hazardous materials shall be removed and disposed of according to all federal, state and local regulations. The Contractor shall determine if additional hazardous materials will be impacted by the scope of the hazardous materials related work activities.
- E. The abatement workers shall receive EPA-accredited training and be certified for asbestos abatement work. For the purposes of this project, all workers shall receive

at least 16 hours of training and shall be supervised by a competent person holding current accreditation as an AHERA Contractor Supervisor Any contractors involved in the demolition of surfaces containing lead shall conduct all work in accordance with DOSH's lead construction standard, Title 8 CCR 1532.1.

- F. Furnish all labor, materials, facilities, equipment, services, employee training, medical monitoring, permits and agreements necessary to perform the work required for asbestos and lead related work in accordance with this document.
- G. Comply with all federal, state, and local regulations pertaining to asbestos and lead removal, storage, transportation and disposal; employee health and safety; Contractor certifications; and all licenses, permits, and training.
- H. Work on all affected premises shall be confined to areas designated in the Contract Documents. Materials and equipment shall be stored within areas designated by the District. Should additional space be required, the Contractor shall request permission for additional space and shall adequately safeguard occupants from associated health and safety hazards.
- I. Perform all work specified herein with competent persons trained, knowledgeable and qualified in state-of-the-art techniques relating to asbestos and lead abatement, handling, and the subsequent cleaning of contaminated areas.
- J. During removal activities, the Contractor shall protect against contamination of soil, water, plant life, sensitive building finishes, adjacent building areas, and shall ensure that there is no airborne release of dusts. The District may collect air samples in the building and in adjacent areas to evaluate the Contractor's performance. Evidence of settled dust or airborne levels of contaminants above background will require the implementation of additional controls at no increase to contract price.
- K. It is the Contractor's responsibility to determine the quantities of ACMs and lead materials and surfaces that will require removal or other impact prior to commencement of the project. The Contractor shall conduct a site visit to determine exact locations of materials that will require abatement. Should abatement of any scale be required in order to complete the project, the contractor shall utilize an appropriately accredited and licensed asbestos abatement firm to complete required activities.
- L. This section provides appropriate protocols for handling and disposal of asbestos and lead containing materials. If additional suspect ACMs are discovered during the course of the construction, immediately notify the District and/or the District's Environmental Consultant.
- M. Asbestos and lead containing materials removed during the construction activities shall be disposed of in an approved manner complying with all applicable federal, state, and local regulations. Appropriate waste manifests or letters of salvage shall be furnished to the District thereby limiting the District's liability for improperly salvaged items. Materials are conveyed to the Contractor "as is," without any warranty, expressed or implied, including but not limited to, any warranty to marketability or fitness for a particular purpose, or any purpose.

1.3 DEFINITIONS

A. The following definitions pertain to work of this section.

1. Abatement: Process of controlling fiber release from ACMs including encapsulation, enclosure, controlled renovation procedures, removal, clean-up and disposal.
2. ACM: Asbestos-containing material
3. Action Level - Lead: Employee exposure without regard to the use of respirators, to an airborne concentration of 30 micrograms per cubic meter of air (30 mg/m³) calculated as an 8-hour time-weighted average (TWA).
4. Activity Class/Category - Lead: The designation assigned to work activities specified for removal of lead by pressure blasting, grinding, scraping, needle-gunning, chiseling, hammering, or wire brushing. Activity Classes I through III determine the minimum surveillance measures and exposure controls of the Contractor(s).
5. Aggressive Sampling: Air sampling either during or following the agitation of the air.
6. AHERA: Asbestos Hazard Emergency Response Act (40 CFR Part 763).
7. Airlock: A system for permitting ingress and egress with minimum air movement between a contaminated area and uncontaminated areas. Typically consists of two curtained or gasketed doorways separated by a distance of at least six feet such that one passes through one doorway into the airlock, allowing the doorway to close off the opening. This airlock must be maintained in uncontaminated condition at all times.
8. Ambient Air Quality: The quality of air (in terms of airborne fiber/lead content) that is present in a given space.
9. Area Monitoring: Sampling of airborne asbestos fiber/lead concentrations within the work area and outside the work area. Sampling shall represent airborne concentrations that may reach the breathing zone.
10. Asbestos Fibers: Refers to asbestos fibers having an aspect ratio of 3:1, and those fibers longer than five (5) microns.
11. Asbestos Permissible Exposure Limit (PEL): A level of airborne fibers specified by OSHA as an occupational exposure standard for asbestos. This level represents the 8-hour time-weighted average of 0.1 fibers per cubic centimeter of air as measured by Phase Contrast Microscopy (PCM) analytical method.
12. Asbestos-Containing Material (ACM): Those manufactured products and construction materials including structural and mechanical building materials, as well as packings and gaskets that contain more than one percent (1.0%) asbestos by weight.
13. Asbestos: Asbestos includes asbestiform varieties of serpentinite (chrysotile), riebeckite (crocidolite), cummingtonite-gunerite (amosite), anthophyllite, tremolite, and actinolite. For the purposes of determining worker respiratory protection, both the asbestiform and non-asbestiform of the above minerals,

and any chemically treated or altered materials shall be considered as asbestos.

14. Authorized Visitor: Designated employees or consultants for the District and representatives of any federal, state or local regulatory or other agency having jurisdiction over the project.
15. Baseline: Refers to the background levels of asbestos monitored before abatement.
16. Breathing Zone: A hemisphere forward of the shoulders and head with a radius of approximately six to nine inches.
17. Breach: A rift or gap in the critical or secondary barriers that allow egress of air from the containment to outside, or vice versa.
18. Bridging Encapsulant: An encapsulant that forms a discrete layer on the surface of an in-situ asbestos matrix.
19. Cal-OSHA: State of California, Occupational Safety & Health Administration.
20. CDPH: California Department of Public Health
21. Chain-of-Custody: A legal concept involving documentation of the physical possession of a sample(s) from the moment it is collected, transported, analyzed, and ultimately stored in an archive.
22. Change Rooms: Refers to the two chambers in the decontamination area used to change into and out of protective clothing.
23. Certified Industrial Hygienist (CIH): A person certified by the American Board of Industrial Hygiene.
24. Clean Room: An uncontaminated area or room that is part of the worker decontamination enclosure system, with provisions for storage of workers' street clothes and protective equipment.
25. Clearance Level: Clearance level for samples analyzed by PCM will be less than 0.01 fibers per cubic centimeter of air and for TEM will be less than 70 structures per square millimeter ($<70 \text{ s/mm}^2$). Samples may be collected by aggressive or non-aggressive sampling methods and the minimum air volume shall be 1,200 liters.
26. Competent Person: One who is capable of identifying existing and predictable hazards and who has the authority to take prompt corrective measures to eliminate them.
27. Critical Barrier: A unit of temporary construction that provides the only separation between asbestos work area and an adjacent potential occupied space. This includes the decontamination unit, perimeter walls, ceilings, penetrations and any temporary critical barriers between the work area and the uncontaminated environment.
28. CSLB: Contractors State Licensing Board
29. Decontamination Area: Area which is constructed to provide the means for workers to store clothing, equipment and other articles, and to properly remove

contamination upon concluding work activities that result in exposure to these hazardous materials.

- 30. DOP: Dioctylphthalate, the challenge aerosol used to perform on-site leak testing of HEPA filtration equipment.
- 31. DOT: Federal Department of Transportation.
- 32. DOSH: Division of Occupational Safety & Health (see also Cal-OSHA)
- 33. Decontamination Unit: Refers to system of airlocks used to decontaminate personnel, waste bags, equipment, etc. when exiting the work area. A decontamination unit shall be set up for each containment area.
- 34. Demolition: The wrecking or taking out of any load-supporting structural member of a facility together with any related handling operations or the intentional burning of any facility.
- 35. Disposal Bag: Minimum six (6) mil thick leak-tight plastic bags used for transporting asbestos waste from a work area to disposal or shipping container. Each disposal bag must have required labels per Title 8 CCR 1529 (Cal-OSHA asbestos rule), 5194 (HAZCOM). RACM waste must be additionally labeled according to 49 CFR 171-179 (USDOT), and 40 CFR 61 Subpart M (NESHAP). Hazardous waste disposal bags must be labeled with generator's name, address, site location, generator number, and the following information:

CONTAINS ASBESTOS FIBERS
AVOID CREATING DUST
CANCER AND LUNG DISEASE HAZARD
AVOID BREATHING AIRBORNE ASBESTOS
RQ WASTE ASBESTOS, 9 NA 2212 PG III
(Class 9 placard)
HAZARDOUS WASTE
STATE AND FEDERAL LAW
PROHIBITS IMPROPER DISPOSAL
IF FOUND, CONTACT THE NEAREST
POLICE OR PUBLIC SAFETY
AUTHORITY OR THE CALIFORNIA
DEPARTMENT OF TOXIC SUBSTANCES CONTROL

- 36. District: Lodi Unified School District
- 37. District's Environmental Consultant: Environmental Consulting firm and its representatives retained to provide compliance oversight and monitoring for the Contractor's asbestos abatement work activities.
- 38. Encapsulant: A liquid material that can be applied to ACMs that controls the possible release of asbestos fibers from the material either by creating a membrane over the surface (bridging) or by penetrating into the material and binding its components together (penetrating encapsulant).
- 39. Encapsulation: A specified procedure necessary to coat ACMs or asbestos contaminated surfaces with an encapsulant to control the possible release of asbestos fibers into the ambient air.

40. Enclosure: The construction of an airtight, impermeable, permanent barrier surrounding the ACM to prevent the release of asbestos fibers into the air.
41. Equipment Decontamination Enclosure System: A decontamination enclosure system for materials and equipment, typically in a designated area of the work area, and including a washroom, a holding area, and an uncontaminated area.
42. Equipment Room: A contaminated area or room that is part of the worker decontamination enclosure system, with provisions for storage of contaminated clothing and equipment. The equipment room shall be kept clean from asbestos-containing debris at all times.
43. Excursion Limit: A California Code of Regulations (Title 8 CCR 1529) requirement that ensures no employee exposed to airborne concentrations of asbestos in excess of 1.0 fibers per cubic centimeter of air as averaged over a sampling period of thirty (30) minutes.
44. Filter: A media component used in respirators to remove solid or liquid particles from the inspired air.
45. Fixed Object: A unit of equipment or furniture in the work area that cannot be removed from the work area.
46. Friable Asbestos-Containing Material: Material that contains more than 1.0% asbestos by weight, and that can be crumbled, pulverized or reduced to powder by hand pressure when dry.
47. Foreman: An individual who typically fulfills the duties of "competent person" as defined by Title 8 CCR 1529. This individual must supply documentation of a passing grade in a Cal-OSHA accredited course in Asbestos Contractor/Supervisor training. The foreman must be on-site during all abatement work.
48. Glove Bag: A polyethylene bag with two inward projecting long sleeve gloves, designed to enclose an object from which an ACM is to be removed. Bags shall be seamless at the bottom, have a minimum thickness of 6 mils, and shall be labeled appropriately.
49. Glove Bag Technique: A method for removing ACM from heating, ventilation and air conditioning (HVAC) ducts, piping runs, valves, joints, elbows, and other non-planar surfaces. The glove bag is constructed and installed in such a manner that it surrounds the object or material to be removed and contains all asbestos fibers released during the process. Secondary containment shall be provided for all glove bag work unless otherwise noted.
50. Gross or Full Abatement: Designated rooms, spaces, or areas of the project that have been totally sealed, contained in polyethylene, equipped with decontamination enclosure systems, and placed under negative pressure.
51. HEPA: High Efficiency Particulate Air filter capable of filtering out airborne particulate 0.3 microns or greater in diameter at 99.97 percent efficiency.
52. Lead: Toxic metallic element of atomic number 82, or any other materials, substances or compounds that may contain lead. Note for metal painted surfaces lead is often found in combination with chromates. For the purposes of this specification, lead also refers to lead-chromate paints.

53. Lead Hazardous Waste: Paint, sludge, debris or cleaning materials are to be treated as a hazardous waste if laboratory results indicate a lead (Pb) concentration of 5 milligrams per liter (mg/l) or greater using the EPA approved Toxicity Characteristic Leaching Procedure (TCLP) test. The waste will also be classified as hazardous waste if the Total Threshold Limit Concentration (TTLC) of measured lead is greater than 350 mg/kg or if the Soluble Threshold Limit Concentration (STLC) of measured lead is greater than or equal to 5 mg/l.
54. Manifest: The document authorized by both Federal and State authorities for tracking the movement of ACMs.
55. Movable Object: A unit of equipment or furniture in the work area that can be removed from the work area (e.g., smoke detectors, lights, etc.)
56. Negative Pressure Respirator: A respirator in which the air pressure inside the respiratory inlet covering is positive during exhalation in relation to the air pressure of the outside atmosphere, and negative during inhalation in relation to the air pressure of the outside atmosphere.
57. Negative Pressure: Air pressure lower than surrounding areas, generally caused by exhausting air from a sealed space (work area).
58. NESHAP: National Emission Standard for Hazardous Air Pollutants – EPA Regulation 40 CFR Subpart M, Part 61.
59. NIOSH: National Institute for Occupational Safety and Health: Sets test standards, analytical methods, and certifies performance of various respirator designs (research institute within Federal OSHA).
60. NIST: National Institute of Standards and Technology: Administers the NVLAP Program.
61. NOA – Naturally Occurring Asbestos. Found in soil, fill and concrete.
62. NVLAP: National Voluntary Laboratory Accreditation Program – evaluates and certifies laboratories doing PLM and TEM analyses.
63. Passive Sampling: Refers to air sampling with no air agitation.
64. Permissible Exposure Limits (PELs) - Asbestos: A level of airborne fibers specified by OSHA as an occupational exposure standard for asbestos. This level represents the 8-hour time-weighted average of 0.1 fibers per cubic centimeter of air and 30-minute excursion limit of 1.0 fibers per cubic centimeter of air as measured by Phase Contrast Microscopy (PCM) analytical method.
65. Permissible Exposure Level (PEL) - Lead: An eight-hour time weighted average concentration of 50 micrograms of lead per cubic meter of air (50 µg/m³).
66. Personal Monitoring: Sampling for asbestos and lead concentrations within the breathing zone of an employee.
67. Phase Contrast Microscopy (PCM): Technique using a light microscope equipped to provide enhanced contrast between the fibers and the background. Filters are cleared with a chemical solution and viewed through

the microscope at a magnification of approximately 400X. This method does not distinguish between fiber types and only counts those fibers longer than 5 microns and wider than approximately 0.25 microns. Because of these limitations, fiber counts by PCM typically provide only an index of the total concentration of airborne asbestos in the environment monitored.

68. Polarized Light Microscopy (PLM): An optical microscope technique used to identify asbestos content and distinguish between different types of asbestos fibers by their shape and unique optical properties.
69. Powered Air Purifying Respirator (PAPR): A full facepiece respirator that has the breathing air powered to the wearer after it has been purified through a filter.
70. Protection Factor: The ratio of the ambient concentration of an airborne substance to the concentration of the substance inside the respirator at the breathing zone of the wearer. The protection factor is a measure of the degree of protection provided by a respirator to the wearer.
71. Remodel: Replacement or improvement of an existing building or portion thereof where exposure to airborne asbestos may result. Remodel includes, but is not limited to, installation of materials, demolition, cutting, patching, and removal of building materials.
72. Respirator: A device designed to protect the wearer from the inhalation of harmful atmospheres.
73. Soluble Threshold Limit Concentration (STLC): A material is considered as hazardous waste if laboratory test result indicate Soluble Threshold Limit Concentration of measured lead are greater than or equal to 5 milligrams per liter (mg/l).
74. Shower Room: A room between the clean room and the equipment room in the work decontamination enclosure system. This room contains hot and cold or warm running water and soap suitably arranged for complete showering during decontamination. The shower room comprises an airlock between contaminated and clean areas.
75. Surfactant: A chemical wetting agent added to water to improve penetration, this reducing the quantity of water required for a given operation or area.
76. Transmission Electron Microscopy (TEM): Asbestos structure analysis for a specified volume of air. TEM is a technique that focuses an electron beam onto a thin sample. As the beam transmits through certain areas of the sample, an image resulting from varying densities of the sample is projected onto a fluorescent screen. TEM is the state-of-the-art analytical method for identifying asbestos fibers collected in air samples in non-industrial settings. TEM microscopes equipped with selected area electron diffraction (SAED) capabilities also can provide information on the crystal structure of an individual particle.
77. Toxicity Characteristic Leaching Procedure (TCLP): Test developed by U.S. Environmental Protection Agency (USEPA) to simulate landfill conditions and the potential for a waste to leach hazardous materials (40 CFR 261 - Appendix 2).

78. Total Threshold Limit Concentration (TTLC): A material is considered as hazardous waste if laboratory test result indicate Total Threshold Limit Concentration of measured lead are greater than or equal to 350 milligrams per kilogram (mg/kg).
79. TSI: Thermal Systems Insulation
80. Visible Emissions: Any emission containing particulate material that is visually detectable without the aid of instruments. This does not include condensed uncombined water vapor.
81. Visual Inspection: A visual inspection by District's Environmental Consultant, of the work area under adequate lighting to ensure that the work area is free of visible PCB material, debris, and dust.
82. Washroom: A room between the work area and the holding area in the equipment decontamination enclosure system equipped with water for decontamination of equipment and sealed waste containers. The washroom or shower room comprises one airlock.
83. Water Filtration: Refers to water filtration to as small a particulate size as technically feasible, but not more than 5 microns.
84. Wet Cleaning: The process of eliminating asbestos contamination from building surfaces and objects by using cloths, mops, HEPA vacuuming, or other cleaning utensils dampened with amended water and afterward thoroughly decontaminated or disposed of as asbestos contaminated waste.
85. Work Area: The area where asbestos removal is performed and that is defined or isolated to prevent the spread of asbestos fibers, dust or debris, and entry by unauthorized personnel. Work area is a regulated area as defined by Title 8 CCR 1529.
86. Zinc Protoporphyrin (ZPP) Test: Biological test for lead exposure that measures the amount of zinc protoporphyrin in blood.

1.4 SCOPE OF WORK

- A. It should be noted that, to the knowledge of Terracon, no materials sampling has been performed in order to characterize the extent of asbestos or lead concentrations in any of the materials to be impacted by this project. All materials are to be assumed hazardous by the contractor, unless proven otherwise by appropriate sampling and laboratory analytical methodologies.
- B. By submitting a bid, the contractor certifies that they have appropriate training and expertise to conduct all Class III asbestos work activities that will be required as a part of this job, or that they are securing an appropriate abatement contractor to perform contractor assist work for the duration of this project.
- C. All waste generated during this project is assumed to be hazardous. The contractor is responsible for the profiling and final disposal of all waste streams.
- D. In the absence of pre-existing data, the selected contractor is responsible for performing initial exposure assessments for lead related construction activities and negative exposure assessments for all asbestos related activities. This shall be performed using air monitoring and analysis techniques as specified by the National

Institute of Occupational Safety and Health (NIOSH). These shall be performed on a per-campus basis at a minimum.

1.5 REFERENCES

The publications listed below form a part of this specification by reference. The publications are referred to in the text by basic designation only. If there is a conflict between any of the listed regulations or standards, then the most stringent or restrictive shall apply.

A. American National Standards Institute (ANSI) and American Society for Testing and Materials (ASTM)

1. ANSI Z9.2, 1979 (R 1991), Fundamentals Governing the Design and Operation of Local Exhaust Systems
2. ANSI Z87.1, 2003, Occupational and Educational Eye and Face Protection
3. ANSI Z88.2 1992, Respiratory Protection
4. ANSI Z89.1, 1986, Requirements for Protective Headgear for Industrial Workers
5. ANSI Z41, 1999, Personal Protection – Protective Footwear
6. ANSI Z88.6, 1984, Respiratory Protection – Respiratory Use Physical Qualifications for Personnel
7. ASTM C 732, 1982 (R 1987) Aging Effects of Artificial Weathering on Latex Sealants
8. ASTM D 522, 1993 (Rev. A) Mandrel Bend Test of Attached Organic Coatings
9. ASTM D 1331, Solutions of Surface-Active Agents
10. ASTM D 2794, 1993 Resistance of Coatings to the Effects of Rapid Deformation (Impact)
11. ASTM E 84, 1991 (Rev. A) Surface Burning Characteristics of Building Materials
12. ASTM E 96, 1994 Water Vapor Transmission of Materials
13. ASTM E 119, 1988 Fire Tests of Building Construction and Materials
14. ASTM E 736, 1992 Cohesion/Adhesion of Sprayed Fire-Resistive Materials Applied to Structural Members
15. ASTM E849, 1986 Safety and Health Requirement Relating to Occupational Exposure to Asbestos
16. ASTM E 1368, 1990 Visual Inspection of Asbestos Abatement Projects
17. ASTM E1494, 1992 Specifications for Encapsulants for Friable Asbestos-Containing Building Materials

B. California Assembly Bills (CAB)

1. CAB 040, Yearly Registration of Contractors

C. California Code of Regulations (CCR)

1. Title 8 CCR 5208, General Industry – Asbestos

2. CCR CARS, Carcinogen and Asbestos Registration Sections 340-344.53, 341.6 Amended, and 341.9 Amended Through 341.14
 3. CCR ESO, Electrical Safety Orders, Chapter 4, Subchapter 5
 4. CCR 1523, Illumination
 5. CCR 1529, Asbestos in the Construction Industry
 6. CCR 1531, Construction Respiratory Protective Equipment
 7. CCR 1532.1, Lead in Construction
 8. CCR 3203, Injury and Illness Prevention Program
 9. CCR 3204, Access to Employee Exposure and Medical Records
 10. CCR 3220, Emergency Action Plan
 11. CCR 3221, Fire Prevention Plan
 12. CCR 5144, Respiratory Protection Equipment Standard
 13. CCR 5194, Hazard Communication Standard
 14. CCR 6003, Accident Prevention Signs
 15. Title 22, Division 4, Minimum Standards for Management of Hazardous and Extremely Hazardous Waste
- D. California Health Services (CHS) Titles 22 and 23, California Administrative Code Disposal Requirements
1. CHS 25123, Section 25123
 2. CHS 25124, Section 25124
 3. CHS 25143, Section 25143
 4. CHS 25163, Section 25163
 5. CHS 66508, Section 66508
 6. CHS 66510, Section 66510
 7. CHS DIV 4, Division 4, Commencing with Section 66000, "Disposal"
- E. California Health and Safety Code (CHSC)
1. CHSC 20, Division 20, Commencing with Section 24200
- F. California Labor Code (CLC)
1. CLC DIVISION 5, Part 1, commencing with 6300
- G. California Propositions (CP)
1. CP 65, Proposition 65
- H. California State Board of Equalization (CSBE)
1. CSBE ETU, Excise Tax Unit
- I. California State License Board (CSLB)
1. CSLB CBPC, California Business and Professional Code Sections 7058.5 and 7058.7, "Certification"

- J. Code of Federal Regulations (CFR)
 - 1. 29 CFR 1910.134, Respiratory Protection
 - 2. 29 CFR 1910.141, Sanitation
 - 3. 29 CFR 1910.145, Accident Prevention Signs and Tags
 - 4. 29 CFR 1926.21, Safety Training and Education
 - 5. 29 CFR 1926.55, Gases, Vapors, Fumes, Dusts, and Mists
 - 6. 29 CFR 1926.62, Lead Exposure in Construction
 - 7. 29 CFR 1926.65, Hazardous Waste Operations and Emergency Response
 - 8. 29 CFR 1926.59, Hazard Communication
 - 9. 29 CFR 1910.1000, Air Contaminants
 - 10. 29 CFR 1926.1101, Asbestos
 - 11. 40 CFR 61-SUBPART A, General Provisions
 - 12. 40 CFR 61-SUBPART M, National Emission Standard for Asbestos
 - 13. 40 CFR 260, Hazardous Waste Management Systems: General
 - 14. 40 CFR 745, Lead; Requirements for Lead-Based Paint Activities
 - 15. 40 CFR 763, Asbestos Containing Material in Schools
 - 16. 49 CFR 178, Shipping Container Specifications
- K. National Fire Protection Association (NFPA)
 - 1. Standard 10, Fire Extinguishers
 - 2. Standard 70, National Electric Code
 - 3. Standard 701, Small Scale Fire Test for Flame Resistant Textiles
- L. State and Local Regulations
 - 1. Rule 902, Sacramento Metropolitan Air Quality Management District
- M. U.S Department of Housing and Urban Development (HUD)
 - 1. Guidelines for the Evaluation and Control of Lead-Based Paint Hazards in Housing
- N. Underwriters Laboratories, Inc. (UL)
 - 1. UL 586-96, 1996 Test Performance of High-Efficiency Particulate Air Filter Units

1.6 SUBMITTALS PRIOR TO START OF WORK

- A. The reviews by the District or District's Environmental Consultant are intended to be only for general conformance with the requirements. The District or District's Environmental Consultant assumes no responsibility for permits, licenses, notices, materials and methods, equipment or temporary construction required to execute the work described in this Section of the Specification or in other Sections of the Specification or in other documents included in the contract documents.

- B. Before commencing work involving the abatement of asbestos, submit the following for review by the District or District's Environmental Consultant.
1. A detailed work plan outlining the techniques and equipment to be used in order to prevent contamination of District Property.
 2. Provide an asbestos and lead site safety plan prior to project initiation. The site safety plan shall deal with, at a minimum: site safety and health hazards; fiber release incidents; control of water leakage or discharge within and/or from the work area; medical emergency; asbestos handling procedures; fall protection; electrical safety; Contractor's internal administrative and inspection procedures; earthquakes and/or fire emergency procedures; protocol for responding to complaints or questions from interested parties; 24-hour emergency telephone numbers for company officers with authority to respond to emergencies.
 3. DOP testing certification for all high efficiency particulate air filtration devices to be used during the performance of site activities.
 4. Competent Person (as defined by Title 8 CCR 1529): Demonstrate education and specialized training with successful completion of a Cal-OSHA accredited asbestos training course along with CDPH accredited lead training.
 5. Submit current certificates (less than 11 months) signed by each employee and trainer that the employee has received proper training in the handling of materials that contain asbestos and/or lead. Include documentation showing that the worker understands the following; health implications and risks involved (including the illnesses possible from exposure to airborne asbestos fibers), the use and limits of the respiratory equipment to be used, and the results of monitoring of airborne quantities of asbestos concerning health and respiratory equipment.
 6. Proof of Respirator Fit Testing: Provide proof of respirator fit testing. Fit testing records must be less than eleven (11) months old and document testing on the type of respiratory protective equipment used for this project. Fit testing records must be signed by the Competent Person.
 7. Foreman Training: Submit evidence that the foreman to be used on the job fulfills the qualifications detailed in this specification and has experience in similar jobs.
 8. Medical Examinations: Submit evidence signed by a physician that each employee used on the job has received an appropriate medical examination as detailed in Title 8 CCR 1529 and 1532.1. The submitted document must be less than eleven (11) months old.
 9. Rental Equipment: When rental equipment is to be used in the abatement areas or to transport hazardous waste, the Contractor shall provide written notification regarding intended use of the rental equipment to the rental agency before use, with copies to the District's Environmental Consultant.
 10. Certificates of Compliance: Submit manufacturer's certification that vacuums, ventilation equipment, and other equipment required to contain airborne asbestos fibers conform to ANSI Z9.2. Submit results of onsite DOP testing of all HEPA-filtered ventilation equipment.
 11. Licenses: Submit copies of state and local licenses, evidence of Cal-OSHA registration and permits necessary to carry out the work of this contract.

12. Notification of Other Contractors: If other contractors are working at the job site, before beginning any work the Contractor must inform all other contractors in writing regarding the location, nature, and requirements of the work areas.
13. Material Safety Data Sheets/Specification Sheets: The Contractor shall submit Material Safety Data and Specification Sheets for all chemicals, encapsulants, etc. to be used for this project.

1.7 SUBMITTALS AT THE COMPLETION OF THE PROJECT

- A. Upon completion of on-site work, Contractor shall provide a detailed project summary that will include each of the items listed below. The project Summary shall be submitted and approved by the District prior to acceptance of final pay request and shall include the following:
 1. Chain of custody documentation and laboratory reports for all analyses performed.
 2. Emergency evacuations and any other safety or health incidents.
 3. Submit uniform hazardous and non-hazardous waste manifests prepared, signed and dated by an agent of the landfill. The manifest must certify the amount of hazardous materials delivered to the landfill. The manifest must be provided to the District or District's Environmental Consultant within ten working days after delivery.
 4. Hazardous waste must be tested (TTLC/STLC/TCLP) and categorized for purposes of disposal. The Contractor shall submit written evidence of approved testing (including copy of the actual chain-of-custody forms) and disposal of hazardous wastes within five (5) days following the completion of each phase of the project.
 5. Personal air sample results.
 6. Project Summary:
 - a. Abatement contractor's name and address, certification number (CSLB), registration number (DOSH) and Tax ID number.
 - b. Hazardous waste hauler certifications (DOT).
 - c. Name, address and registration number of hazardous waste hauler.
 - d. Laboratory performing analyses (NVLAP).
 - e. Contract number and name of project.
 - f. Specific inventory (including locations and approximate quantities) of the hazardous materials which were removed or handled.
 - g. Number of employees working on the project.
 - h. Dates of commencement and completion of on-site work.
 - i. Work method employed (i.e., glove bag, mini-containment, full containment with negative air and decontamination enclosure system, etc.)
 - j. Name, location, telephone number and EPA registration of waste disposal site(s) used.
 - k. DOP testing results.

1.8 QUALITY ASSURANCE

A. Qualifications:

1. Asbestos Abatement Work: Only qualified persons shall engage in asbestos abatement activities. Work involving asbestos-containing materials exceeding 100 square feet (SF) or 100 linear feet (LF) shall be completed by a Contractor holding a valid asbestos handling license issued by the California State Contractors Licensing Board (SCLB) and a valid current Certificate of Registration for Asbestos-Related Work as issued by the California Department of Industrial Relations - Division of Occupational Safety and Health (Cal/OSHA). Work shall be completed under the on-site supervision of a Competent Person as defined by OSHA Regulation 29 CFR Part 1926.1101 (8 CCR 1529 in California). All abatement workers shall have AHERA training with annual 8-hour refresher training, current medical exams for the use of respiratory protection, and current fit test of appropriate respirators.

B. Regulatory Requirements: The Contractor shall be alerted to and familiar with the following laws and regulations regarding the hazards, control measures, management, characterizing, transport and disposal of hazardous wastes:

1. Asbestos and Lead Abatement Work: All labor, materials, facilities, equipment, services, employees and training, and testing necessary to perform the work required for asbestos abatement and disposal of waste shall be in accordance with these Specifications and the most current regulations, including but not limited to:
 - a. Environmental Protection Agency NESHAP and AHERA regulations (40 CFR Part 763, as applicable).
 - b. Occupational Safety and Health Administration (inclusive of OSHA 29 CFR 1926.1101)
 - c. California Department of Occupational Safety and Health (inclusive of Cal/OSHA 8 CCR 1529)
 - d. California Environmental Protection Agency (Cal/EPA).
 - e. Local Air Quality Management District or Air Pollution Control District Rules
 - f. San Francisco Lead Ordinance for the Removal of Lead from Exterior Surfaces
 - g. Other applicable federal, state, and local governmental regulations pertaining to asbestos-containing materials (ACM) and asbestos waste.

PART 2 - PRODUCTS

2.1 SIGNS AND LABELS

- A. Provide labeling in accordance with State and Federal EPA requirements. Provide the required signs, labels, warnings, placards or posted instructions for containers used to transport hazardous material to the landfill.

- B. Location of Caution Signs and Labels: Provide bilingual caution signs at all approaches to work areas in languages used by the Contractor's employees. Locate signs at such a distance that personnel may read the sign and take the necessary protective steps required before entering the area. Provide labels and affix to all asbestos-containing materials, scrap, waste, debris, and other products contaminated with hazardous materials.
- C. Warning Sign Format: Vertical format conforming to Title 8 CCR 1529:

DANGER
ASBESTOS
CANCER AND LUNG DISEASE HAZARD
AUTHORIZED PERSONNEL ONLY
RESPIRATORS AND PROTECTIVE CLOTHING ARE REQUIRED IN THIS AREA

- D. Warning Label Format: Provide labels that comply with Title 8 CCR 1529 of sufficient size to be clearly legible, displaying the following legend:

DANGER
CONTAINS ASBESTOS FIBERS
MAY CAUSE CANCER
DO NOT BREATHE DUST
AVOID CREATING DUST

- E. Warning Sign Format: Vertical format conforming to Title 8 CCR 1532.1:

WARNING
LEAD WORK AREA
POISON
NO SMOKING OR EATING

- F. Wherever the treatment process is reasonably expected to impact any lead-containing substances:
1. Post a sign 14" by 14" that includes the phrase, "Caution Lead Hazard. Keep Out" in bold lettering at least 2" inches high.
 1. Postings shall be in English and Spanish, and in any language used by any of the Contractor's employees as the primary language of communication.

2.2 PLASTIC SHEETING

- A. Use fire-retardant (FR) polyethylene (poly) film.
1. Thickness - 6-mil, minimum, NO EXCEPTIONS.
 2. Flame Resistance/Flame Spread Rate <25.
 3. Conforms to NFPA #701 and Tested in accordance with ASTM E-84.

2.3 TAPE, ADHESIVE, SEALANTS

- A. Tape, 2" or wider, shall be capable of sealing joints of adjacent sheet of polyethylene and shall attach polyethylene sheet to finished or unfinished surfaces or similar materials. Tape shall be capable of adhering under dry and wet conditions, including

use of amended water. Taping to critical or sensitive surfaces shall be completed using preservation sealing tape.

- B. Spray adhesive for sealing polyethylene to polyethylene shall contain no methylene chloride or methyl chloroform (1,1,1-trichloroethane) compounds.

2.4 VACUUM EQUIPMENT

- A. All vacuum equipment used in the work area shall use HEPA filtration systems and be of the wet-dry type. The Contractor shall provide on-site independent DOP testing to document the effectiveness of the vacuum units. The test results shall be signed by the individual performing the testing. Repeat DOP testing every thirty (30) days after initial testing. Provide documentation to the District or District's Environmental Consultant with 24 hours of DOP testing.

2.5 TRANSPORTATION EQUIPMENT

- A. Transportation equipment, as required, shall be lockable and suitable for loading, temporary storage, transit and unloading of contaminated waste without exposure to persons or property. Any vehicle used to transport asbestos waste shall be properly registered with all applicable controlling agencies.

2.6 OTHER TOOLS AND EQUIPMENT

- A. The Contractor shall provide other suitable tools for the stripping, removal and disposal activities.
- B. Prohibited Equipment: The following equipment is prohibited from use on this project unless accepted in writing by the District or District's Environmental Consultant:
 - 1. High- or low-pressure water blasting equipment for hosing of work areas.
 - 2. Bead blasting or other uncontained abrasive blasting methods.
 - 3. Vacuum-powered removal or collection equipment located outside the asbestos work area, such as a "Vacu-Loader".
 - 4. Gasoline, propane, diesel or other fuel powered equipment inside the building, unless previously approved in writing by the District or District's Environmental Consultant.
 - 5. Equipment that creates excessive noise or vibration that would affect the safety of the building or generate complaints from neighboring building occupants. No equipment shall exceed an A-weighted sound level of 85 dB as measured at 3 ft. from the radiating source without written permission of the District or District's Environmental Consultant.
 - 6. Metal wire-brushes.
 - 7. Flammable solvents with a flash point below 140 degrees F or materials containing ethylene glycol ether, methylene chloride, ethyl chloroform (1,1,1-trichloroethane), or other hazardous substances.
 - 8. Non-fire-retardant polyethylene sheeting.

9. Polyurethane spray foam for application in fire-rated assemblies, including but not limited to penetrations into stairwells, mechanical rooms, electrical closets, rated floor-to-floor assemblies, etc.

PART 3 - EXECUTION

3.1 WORK AREA SET-UP PROCEDURES - ASBESTOS AND LEAD

- A. Containment is not required for Class III Operations. However, all work shall be conducted within an asbestos regulated area as required by Cal-OSHA. Contractor shall seal operable air intakes and critical barriers within 5 feet of the work area with 6-mil polyethylene sealed with tape.
- B. Any disturbance of ACMs must be performed within a regulated area. If dust or debris is generated from asbestos related activity, work must be performed in a mini-enclosure with negative pressure or critical barrier containment.
- C. Approved fire extinguishers (Class ABC, multi-purpose, dry chemical type, rated: 4A; 60BC) shall be readily available to workers (maximum travel distance of 50 feet) inside and adjacent to work area(s). Personnel and emergency exits shall be clearly indicated on the inside of the containment area. The emergency exit plan shall be approved by the District's Environmental Consultant prior to the set up of any work areas.

3.2 PERSONNEL PROTECTION

- A. Informed Workers:
 1. All workers shall be informed of the hazards of ACMs, lead and any other hazardous materials exposure. Workers shall also be instructed in the use and fitting of respirators, protective clothing, decontamination procedures, and all other aspects associated with the abatement work.
- B. Personal Hygiene Practices:
 2. The Contractor shall enforce and follow good personal hygiene practices during the abatement of hazardous materials. These practices will include but not be limited to the following: no eating, drinking, smoking or applying cosmetics in the work area. The Contractor shall provide a clean space, separated from the work area, for these activities.
 3. If data gathered by the exposure assessment phases shows exposure to airborne asbestos or other hazardous materials exceeding Cal-OSHA criteria, that area will become regulated and workers must wear protective clothing and approved respirators and must have a shower facility provided to them.
- C. Respirators:
 1. Establish a respiratory protection program as outlined by ANSI and required by Cal-OSHA. Select respirators from those approved by the National Institute for Occupational Safety and Health (NIOSH). Respirators selected must be approved by the Competent Person. Submit program for review a minimum of five (5) working days prior to the commencement of abatement activities.

2. Provide workers with approved and personally-issued respirators with replaceable filters. Provide sufficient quantity of filters approved by NIOSH for use in asbestos environments so that workers can change filters as required by the manufacturer.
 3. At a minimum, provide each employee with the following respiratory protection for each work phase:
 - a. Pre-cleaning, containment set-up, and containment removal work: NIOSH-approved, half-face respirators with HEPA cartridges.
 - b. Asbestos abatement of thermal systems insulation, acoustical plaster, and drywall with ACM texture: full-face powered-air purifying respirators (PAPRs) with HEPA cartridges.
 - c. Asbestos abatement of drywall with asbestos containing joint compound, floor tile mastics, residual flooring mastics, carpet mastic, HVAC duct sealant, asphalt roofing products, window & door frame sealants, window putty, mirror mastics, and acoustical wall tile mastic as well as disturbance of surfaces with known or unknown lead concentrations: half-face respirators with HEPA cartridges and organic vapor cartridges (as necessary).
- D. Protective Clothing: The contractor shall determine appropriate personal protective clothing to comply with all applicable regulations based on their understanding of potential exposures.
- E. Eye Protection: Provide safety glasses or goggles to personnel removing or handling asbestos-containing materials and waste.
- F. Emergency Precautions and Procedures:
1. Establish emergency and fire exits from the work area. Display necessary signage at exits and paths to exits with representative visual aids. A diagram of all emergency and fire exits shall be posted in a conspicuous area proximate to the entrance to each work area.
 2. The Contractor's supervisor/competent person shall be trained and certified in first aid and CPR, and be prepared to administer first aid to injured personnel after decontamination. Seriously injured personnel shall be treated immediately or evacuated without delay for decontamination. When an injury occurs, the Contractor shall implement fiber reduction techniques until the injured person has been removed from the work area.
 3. In the event of a loss of negative pressure to the work area, work shall stop immediately and entrances to the work area sealed tight. The Contractor shall also institute fiber reduction controls until negative pressure is re-established to acceptable levels.

3.3 DECONTAMINATION - ASBESTOS AND LEAD

- A. Following the applicable asbestos and lead related work, all reusable, contaminated equipment, such as masks, hard hats, boots, etc. shall be thoroughly decontaminated through wet cleaning methods before removal from the work area.

- B. No accumulation of debris or standing water will be permitted following the initial decontamination. All visible asbestos debris on soil will be removed to baseline concentrations.

3.4 WASTE LOAD OUT PROCEDURES

- A. Ensure that polyethylene bags are sealed air-tight. All bags shall be wet cleaned prior to removing them from the equipment decontamination unit.
- B. Ensure all disposal containers are properly labeled in accordance with 8 CCR 1529, 5194 (HAZCOM), 49 CFR 171-179 (USDOT), 40 CFR 61 Subpart M (NESHAP), and any local regulations and state regulations as required by this specification.

3.5 ENGINEERING CONTROLS

- A. For the purposes of this project, all work shall be performed utilizing equipment that has been designed to work with shrouds equipped with HEPA Filtration or using local exhaust ventilation. These shall be sufficient to control all visible emissions of dusts and debris.
- B. If the contractor is unable to prove through visual inspection and air monitoring data that the controls selected will be sufficient to prevent the generation of gross debris or airborne asbestos fibers, additional engineering controls, such as the usage of negatively pressurized miniature enclosures shall be required at no additional cost to the contract.

3.6 HAZARDOUS MATERIALS DISPOSAL

- A. It is the responsibility of the Contractor to determine current waste handling, labeling, transportation and disposal regulations for the work site and for each waste disposal landfill. The Contractor must comply fully with these Specifications, local, state, and federal regulations and provide documentation of the same.
- B. Ensure all disposal containers are properly labeled per 8 CCR 1529, 5194 (HAZCOM), 49 CFR 171-179 (USDOT), 40 CFR 61 Subpart M (NESHAP), and any local regulations and state regulations as required by this specification.
- C. Filter all wastewater to the technically feasible limit, but not more than five (5) microns before disposal. Comply with all current local, state and federal codes relating to waste water release.
- D. Asbestos-containing waste that is properly labeled and sealed may be temporarily stored in areas approved by the District. Areas must be made secure before storing the waste. Waste is not to remain in temporary storage area for longer than one (1) week before final load-out of materials.
- E. All friable asbestos waste shall be double-wrapped prior to transport from the site.
- F. All lead related waste streams and waste categories shall be considered hazardous until proven otherwise through testing by the Contractor. If the Contractor allows

different waste stream to become co-mingled, the waste will be classified as hazardous if any single component waste stream is hazardous.

- G. Each lead related waste produced shall be placed in properly segregated, labeled and sealed, impervious containers.
- H. Each category of waste, except components with intact paint, will be tested and characterized by the Design Build Entity's Observation Service using one or more of the following testing protocols:
 - 1. Total Threshold Limit Concentration (TTLC): 1,000 ppm lead.
 - 2. Soluble Threshold Limit Concentration (STLC): 5 µg/L lead.
 - 3. Toxicity Characteristic Leaching Procedure (TCLP): 5 µg/L lead.
- I. Based on the testing protocols, any waste greater than TTLC, STLC or TCLP concentrations listed above shall be considered a hazardous waste.
- J. All vehicles used to transport hazardous waste must be registered with the Department of Toxic Substances Control and Department of Transportation and maintain proper registration and with vehicle at all times.
- K. All vehicles and containers used to transport waste are subject to inspection and approval of District prior to departure from site.
- L. Contractor shall not throw bags into the truck in a way that may cause the bags to burst open.
- M. Contractor shall provide at minimum one (1) day advance notification to the District when signatures are required on manifest(s). The Contractor shall ensure that the Hazardous Waste Manifest is correctly filled out. The Contractor shall give the appropriate copies to the District and shall also instruct the District in writing that they must send the appropriate copy to the Department of Toxic Substances Control.
- N. If a debris box is used, the Contractor shall make all necessary arrangement with the District including obtaining all appropriate permits.
- O. Contractor is responsible for all coordination with the waste disposal site and with the waste hauling company.
- P. Debris box shall be constructed with minimum 20-gauge steel with no windows or openings other than the door. Debris box for hazardous waste shall be fully lined with a double layer of polyethylene sheeting and must be locked at all times when unattended. Once the debris box is filled and the manifest is signed, Contractor must transport the debris box off the job site.
- Q. Disposal shall be in a District approved landfill that meets EPA requirements.

DOCUMENT 01 11 00

SUMMARY OF WORK

PART 1 - GENERAL

1.01 RELATED DOCUMENTS AND PROVISIONS

All Contract Documents should be reviewed for applicable provisions related to the provisions in this document, including without limitation:

- A. General Conditions, including, without limitation, Site Access Conditions and Requirements;
- B. Special Conditions.

1.02 SUMMARY OF WORK COVERED BY CONTRACT DOCUMENTS

- A. The Work of this Contract consists of the following:
 - (1) Removal of existing fire alarm system and installation of a new fire alarm system for entire campus.

1.03 CONTRACTS

- A. Perform the Work under a single, fixed-price Contract.

1.04 WORK BY OTHERS

- A. Work on the Project that will be performed and completed prior to the start of the Work of this Contract:
 - (1) N/A
- B. Work on the Project that will be performed by others concurrent with the Work of this Contract:
 - (1) N/A

1.05 CODES, REGULATIONS, AND STANDARDS

- A. The codes, regulations, and standards adopted by the state and federal agencies having jurisdiction shall govern minimum requirements for this Project. Where codes, regulations, and standards conflict with the Contract Documents, these conflicts shall be brought to the immediate attention of the District and the Architect.
- B. Codes, regulations, and standards shall be as published effective as of date of bid opening, unless otherwise specified or indicated.

1.06 PROJECT RECORD DOCUMENTS

- A. Contractor shall maintain on Site one set of the following record documents; Contractor shall record actual revisions to the Work:
 - (1) Contract Drawings.
 - (2) Specifications.
 - (3) Addenda.
 - (4) Change Orders and other modifications to the Contract.
 - (5) Reviewed shop drawings, product data, and samples.
 - (6) Field test records.
 - (7) Inspection certificates.
 - (8) Manufacturer's certificates.
- B. Contractor shall store Record Documents separate from documents used for construction. Provide files, racks, and secure storage for Record Documents and samples.
- C. Contractor shall record information concurrent with construction progress.
- D. Specifications: Contractor shall legibly mark and record at each product section of the Specifications the description of the actual product(s) installed, including the following:
 - (1) Manufacturer's name and product model and number.
 - (2) Product substitutions or alternates utilized.
 - (3) Changes made by Addenda and Change Orders and written directives.

1.07 EXAMINATION OF EXISTING CONDITIONS

- A. Contractor shall be held to have examined the Project Site and acquainted itself with the conditions of the Site and of the streets or roads approaching the Site.
- B. Prior to commencement of Work, Contractor shall survey the Site and existing buildings and improvements to observe existing damage and defects such as cracks, sags, broken, missing or damaged glazing, other building elements and Site improvements, and other damage.
- C. Should Contractor observe cracks, sags, and other damage to and defects of the Site and adjacent buildings, paving, and other items not indicated in the Contract Documents, Contractor shall immediately report same to the District and the Architect.

1.08 CONTRACTOR'S USE OF PREMISES

- A. If unoccupied and only with District's prior written approval, Contractor may use the building(s) at the Project Site without limitation for its operations, storage, and office facilities for the performance of the Work. If the District chooses to beneficially occupy any building(s), Contractor must obtain the District's written approval for Contractor's use of spaces and types of operations to be performed within the building(s) while so occupied. Contractor's access to the building(s) shall be limited to the areas indicated.
- B. If the space at the Project Site is not sufficient for Contractor's operations, storage, office facilities and/or parking, Contractor shall arrange and pay for any additional facilities needed by Contractor.
- C. Contractor shall not interfere with use of or access to occupied portions of the building(s) or adjacent property.
- D. Contractor shall maintain corridors, stairs, halls, and other exit-ways of building clear and free of debris and obstructions at all times.
- E. No one other than those directly involved in the demolition and construction, or specifically designated by the District or the Architect shall be permitted in the areas of work during demolition and construction activities.
- F. The Contractor shall install the construction fence and maintain that it will be locked when not in use. Keys to this fencing will be provided to the District.

1.09 PROTECTION OF EXISTING STRUCTURES AND UTILITIES

- A. The Drawings show above-grade and below-grade structures, utility lines, and other installations that are known or believed to exist in the area of the Work. Contractor shall locate these existing installations before proceeding with excavation and other operations that could damage same; maintain them in service, where appropriate; and repair damage to them caused by the performance of the Work. Should damage occur to these existing installations, the costs of repair shall be at the Contractor's expense and made to the District's satisfaction.
- B. Contractor shall be alert to the possibility of the existence of additional structures and utilities. If Contractor encounters additional structures and utilities, Contractor will immediately report to the District for disposition of same as indicated in the General Conditions.

1.10 UTILITY SHUTDOWNS AND INTERRUPTIONS

- A. Contractor shall give the District a minimum of three (3) days written notice in advance of any need to shut off existing utility services or to effect equipment interruptions. The District will set exact time and duration for shutdown, and will assist Contractor with shutdown. Work required to re-establish utility services shall be performed by the Contractor.

- B. Contractor shall obtain District's written approval as indicated in the General Conditions in advance of deliveries of material or equipment or other activities that may conflict with District's use of the building(s) or adjacent facilities.

1.11 STRUCTURAL INTEGRITY

- A. Contractor shall be responsible for and supervise each operation and work that could affect structural integrity of various building elements, both permanent and temporary.
- B. Contractor shall include structural connections and fastenings as indicated or required for complete performance of the Work.

PART 2 – PRODUCTS Not Used.

PART 3 – EXECUTION Not Used.

END OF DOCUMENT

DOCUMENT 01 21 00

ALLOWANCE

PART 1 GENERAL

1.1 SECTION INCLUDES

A. Non-specified work.

1.2 RELATED SECTIONS

A. Document 01 10 00 (Summary of Work)

B. Document 01 29 00 (Payments and Completion)

C. Document 01 32 19 (Submittal Procedures)

1.3 ALLOWANCES

A. Included in the Contract, a stipulated sum/price of **Forty Thousand Dollars (\$40,000) for Wagner Holt Elementary School and Forty Thousand Dollars (\$40,000) for Parklane Elementary School** as allowances for Unforeseen Conditions within the limits set forth in the Contract Documents. This Allowance shall not be utilized without written approval by the District.

B. Contractor's costs for products, delivery, installation, labor, insurance, payroll, taxes, bonding and equipment rental will be included in Allowance Expenditure Directive authorizing expenditure of funds from this Allowance.

C. Funds will be drawn from Allowance only with District approval evidenced by an Allowance Expenditure Directive.

D. At Contract closeout, funds remaining in Allowance will be credited to District by Change Order.

PART 2 PRODUCTS

Not used.

PART 3 EXECUTION

Not used.

END OF DOCUMENT

DOCUMENT 01 22 00

ALTERNATES AND UNIT PRICING

Not used.

END OF DOCUMENT

DOCUMENT 01 25 13

PRODUCT OPTIONS AND SUBSTITUTIONS

PART 1 - GENERAL

1.01 RELATED DOCUMENTS AND PROVISIONS

All Contract Documents should be reviewed for applicable provisions related to the provisions in this document, including without limitation:

- A. Instructions to Bidders;
- B. General Conditions, including, without limitation, Substitutions For Specified Items; and
- C. Special Conditions.

1.02 SUBSTITUTIONS OF MATERIALS AND EQUIPMENT

- A. Catalog numbers and specific brands or trade names followed by the designation "or equal" are used in conjunction with material and equipment required by the Specifications to establish the standards of quality, utility, and appearance required. Substitutions which are equal in quality, utility, and appearance to those specified may be reviewed subject to the provisions of the General Conditions.
- B. Wherever more than one manufacturer's product is specified, the first-named product is the basis for the design used in the work and the use of alternative-named manufacturers' products or substitutes may require modifications in that design. If such alternatives are proposed by Contractor and are approved by the District and/or the Architect, Contractor shall assume all costs required to make necessary revisions and modifications of the design resulting from the substitutions requested by the Contractor.
- C. When materials and equipment are specified by first manufacturer's name and product number, second manufacturer's name and "or approved equal," supporting data for the second product, if proposed by Contractor, shall be submitted in accordance with the requirements for substitutions. The District's Board has found and determined that certain item(s) shall be used on this Project based on the purpose(s) indicated pursuant to Public Contract Code section 3400(c). These findings, as well as the products and brand or trade names, have been identified in the Notice to Bidders.
- D. The Contractor will not be allowed to substitute specified items unless the request for substitution is submitted as follows:
 - (1) District must receive any notice of request for substitution of a specified item a minimum of ten (10) calendar days prior to bid opening.

- (2) Within 35 days after the date of the Notice of Award, the Contractor shall submit data substantiating the request(s) for all substitution(s) containing sufficient information to assess acceptability of product or system and impact on Project, including, without limitation, the requirements specified in the Special Conditions and the technical Specifications. Insufficient information shall be grounds for rejection of substitution.
- E. If the District and/or Architect, in reviewing proposed substitute materials and equipment, require revisions or corrections to be made to previously accepted Shop Drawings and supplemental supporting data to be resubmitted, Contractor shall promptly do so. If any proposed substitution is judged by the District and/or Architect to be unacceptable, the specified material or equipment shall be provided.
- F. Samples may be required. Tests required by the District and/or Architect for the determination of quality and utility shall be made at the expense of Contractor, with acceptance of the test procedure first given by the District.
- G. In reviewing the supporting data submitted for substitutions, the District and/or Architect will use for purposes of comparison all the characteristics of the specified material or equipment as they appear in the manufacturer's published data even though all the characteristics may not have been particularly mentioned in the Contract Documents. If more than two (2) submissions of supporting data are required, the cost of reviewing the additional supporting data shall be borne by Contractor, and the District will deduct the costs from the Contract Price. The Contractor shall be responsible for any re-design costs occasioned by District's acceptance and/or approval of any substitute.
- H. The Contractor shall, in the event that a substitute is less costly than that specified, credit the District with one hundred percent (100%) of the net difference between the substitute and the originally specified material. In this event, the Contractor agrees to execute a deductive Change Order to reflect that credit. In the event Contractor furnishes a material, process, or article more expensive than that specified, the difference in the cost of that material, process, or article so furnished shall be borne by Contractor.
- I. In no event shall the District be liable for any increase in Contract Price or Contract Time due to any claimed delay in the evaluation of any proposed substitute or in the acceptance or rejection of any proposed substitute.

PART 2 – PRODUCTS Not Used.

PART 3 – EXECUTION Not Used.

END OF DOCUMENT

DOCUMENT 01 26 00

CHANGES IN THE WORK

CONTRACTOR SHALL COMPLY WITH ALL APPLICABLE PROVISIONS IN THE AGREEMENT, GENERAL CONDITIONS, AND SPECIAL CONDITIONS, IF USED, RELATED TO CHANGES AND/OR REQUESTS FOR CHANGES.

END OF DOCUMENT

DOCUMENT 01 29 00

**APPLICATION FOR PAYMENT AND
CONDITIONAL AND UNCONDITIONAL WAIVER AND RELEASE FORMS**

**CONTRACTOR SHALL COMPLY WITH ALL PROVISIONS IN THE GENERAL
CONDITIONS RELATED TO APPLICATIONS FOR PAYMENT AND/OR PAYMENTS.**

**CONDITIONAL WAIVER AND RELEASE
ON PROGRESS PAYMENT
(CIVIL CODE SECTION 8132)**

NOTICE: THIS DOCUMENT WAIVES THE CLAIMANT'S LIEN, STOP PAYMENT NOTICE, AND PAYMENT BOND RIGHTS EFFECTIVE ON RECEIPT OF PAYMENT. A PERSON SHOULD NOT RELY ON THIS DOCUMENT UNLESS SATISFIED THAT THE CLAIMANT HAS RECEIVED PAYMENT.

Name of Claimant: _____

Name of Customer: _____

Job Location: _____

Owner: _____

Through Date: _____

Conditional Waiver and Release

This document waives and releases lien, stop payment notice, and payment bond rights the claimant has for labor and service provided, and equipment and material delivered, to the customer on this job through the Through Date of this document. Rights based upon labor or service provided, or equipment or material delivered, pursuant to a written change order that has been fully executed by the parties prior to the date that this document is signed by the claimant, are waived and released by this document, unless listed as an Exception below. This document is effective only on the claimant's receipt of payment from the financial institution on which the following check is drawn:

Maker of Check: _____

Amount of Check: \$_____

Check Payable to: _____

Exceptions

This document does not affect any of the following:

- (1) Retentions.
- (2) Extras for which the claimant has not received payment.
- (3) The following progress payments for which the claimant has previously given a conditional waiver and release but has not received payment:

Date(s) of waiver and release: _____

Amount(s) of unpaid progress payment(s): \$_____

LODI UNIFIED SCHOOL DISTRICT

**APPLICATION FOR PAYMENT AND
CONDITIONAL AND UNCONDITIONAL
WAIVER AND RELEASE FORMS
DOCUMENT 01 29 00-1**

- (4) Contract rights, including (A) a right based on rescission, abandonment, or breach of contract, and (B) the right to recover compensation for work not compensated by the payment.

Claimant's Signature: _____

Claimant's Title: _____

Date of Signature: _____

**UNCONDITIONAL WAIVER AND RELEASE
ON PROGRESS PAYMENT
(CIVIL CODE SECTION 8134)**

NOTICE TO CLAIMANT: THIS DOCUMENT WAIVES AND RELEASES LIEN, STOP PAYMENT NOTICE, AND PAYMENT BOND RIGHTS UNCONDITIONALLY AND STATES THAT YOU HAVE BEEN PAID FOR GIVING UP THOSE RIGHTS. THIS DOCUMENT IS ENFORCEABLE AGAINST YOU IF YOU SIGN IT, EVEN IF YOU HAVE NOT BEEN PAID. IF YOU HAVE NOT BEEN PAID, USE A CONDITIONAL WAIVER AND RELEASE FORM.

Name of Claimant: _____

Name of Customer: _____

Job Location: _____

Owner: _____

Through Date: _____

Unconditional Waiver and Release

This document waives and releases lien, stop payment notice, and payment bond rights the claimant has for labor and service provided, and equipment and material delivered, to the customer on this job through the Through Date of this document. Rights based upon labor or service provided, or equipment or material delivered, pursuant to a written change order that has been fully executed by the parties prior to the date that this document is signed by the claimant, are waived and released by this document, unless listed as an Exception below. The claimant has received the following progress payment: \$_____

Exceptions

This document does not affect any of the following:

- (1) Retentions.
- (2) Extras for which the claimant has not received payment.
- (3) Contract rights, including (A) a right based on rescission, abandonment, or breach of contract, and (B) the right to recover compensation for work not compensated by the payment.

Claimant's Signature: _____

Claimant's Title: _____

Date of Signature: _____

**CONDITIONAL WAIVER AND RELEASE
ON FINAL PAYMENT
(CIVIL CODE SECTION 8136)**

NOTICE: THIS DOCUMENT WAIVES THE CLAIMANT'S LIEN, STOP PAYMENT NOTICE, AND PAYMENT BOND RIGHTS EFFECTIVE ON RECEIPT OF PAYMENT. A PERSON SHOULD NOT RELY ON THIS DOCUMENT UNLESS SATISFIED THAT THE CLAIMANT HAS RECEIVED PAYMENT.

Name of Claimant: _____

Name of Customer: _____

Job Location: _____

Owner: _____

Conditional Waiver and Release

This document waives and releases lien, stop payment notice, and payment bond rights the claimant has for labor and service provided, and equipment and material delivered, to the customer on this job. Rights based upon labor or service provided, or equipment or material delivered, pursuant to a written change order that has been fully executed by the parties prior to the date that this document is signed by the claimant, are waived and released by this document, unless listed as an Exception below. This document is effective only on the claimant's receipt of payment from the financial institution on which the following check is drawn:

Maker of Check:

Amount of Check: \$_____

Check Payable to: _____

Exceptions

This document does not affect any of the following: _____

Disputed claims for extras in the amount of: \$_____

Claimant's Signature: _____

Claimant's Title: _____

Date of Signature: _____

**UNCONDITIONAL WAIVER AND RELEASE
ON FINAL PAYMENT**
(CIVIL CODE SECTION 8138)

NOTICE TO CLAIMANT: THIS DOCUMENT WAIVES AND RELEASES LIEN, STOP PAYMENT NOTICE, AND PAYMENT BOND RIGHTS UNCONDITIONALLY AND STATES THAT YOU HAVE BEEN PAID FOR GIVING UP THOSE RIGHTS. THIS DOCUMENT IS ENFORCEABLE AGAINST YOU IF YOU SIGN IT, EVEN IF YOU HAVE NOT BEEN PAID. IF YOU HAVE NOT BEEN PAID, USE A CONDITIONAL WAIVER AND RELEASE FORM.

Name of Claimant: _____

Name of Customer: _____

Job Location: _____

Owner: _____

Unconditional Waiver and Release

This document waives and releases lien, stop payment notice, and payment bond rights the claimant has for all labor and service provided, and equipment and material delivered, to the customer on this job. Rights based upon labor or service provided, or equipment or material delivered, pursuant to a written change order that has been fully executed by the parties prior to the date that this document is signed by the claimant, are waived and released by this document, unless listed as an Exception below. The claimant has been paid in full.

Exceptions

This document does not affect any of the following: _____

Disputed claims for extras in the amount of: \$_____

Claimant's Signature: _____

Claimant's Title: _____

Date of Signature: _____

DOCUMENT 01 31 19

PROJECT MEETINGS

PART 1 – GENERAL

1.01 RELATED DOCUMENTS AND PROVISIONS:

All Contract Documents should be reviewed for applicable provisions related to the provisions in this document, including without limitation:

- A. General Conditions; and
- B. Special Conditions.

1.02 PROGRESS MEETINGS:

- A. Contractor shall schedule and hold regular weekly progress meetings after a minimum of one week's prior written notice of the meeting date and time to all Invitees as indicated below.
- B. Location: Contractor's field office.
- C. The Contractor shall notify and invite the following entities ("Invitees"):
 - (1) District Representative.
 - (2) Contractor.
 - (3) Contractor's Project Manager.
 - (4) Contractor's Superintendent.
 - (5) Subcontractors, as appropriate to the agenda of the meeting.
 - (6) Suppliers, as appropriate to the agenda of the meeting.
 - (7) Construction Manager, if any.
 - (8) Architect
 - (9) Engineer(s), if any and as appropriate to the agenda of the meeting.
 - (10) Others, as appropriate to the agenda of the meeting.
- D. The District's and/or the Architect's Consultants will attend at their discretion, in response to the agenda.
- E. The District representative, the Construction Manager, and/or another District Agent shall take and distribute meeting notes to attendees and other concerned parties. If exceptions are taken to anything in the meeting notes,

those exceptions shall be stated in writing to the District within five (5) working days following District's distribution of the meeting notes.

1.03 PRE-INSTALLATION/PERFORMANCE MEETING:

- A. Contractor shall schedule a meeting prior to the start of each of the following portions of the Work: cutting and patching of plaster and roofing, and other weather-exposed and moisture-resistant products. Contractor shall invite all Invitees to this meeting, and others whose work may affect or be affected by the quality of the cutting and patching work.
- B. Contractor shall review in detail prior to this meeting, the manufacturer's requirements and specifications, applicable portions of the Contract Documents, Shop Drawings, and other submittals, and other related work. At this meeting, invitees shall review and resolve conflicts, incompatibilities, or inadequacies discovered or anticipated.
- C. Contractor shall review in detail Project conditions, schedule, requirements for performance, application, installation, and quality of completed Work, and protection of adjacent Work and property.
- D. Contractor shall review in detail means of protecting the completed Work during the remainder of the construction period.

PART 2 - PRODUCTS Not Used.

PART 3 - EXECUTION Not Used.

END OF DOCUMENT

DOCUMENT 01 32 13

SCHEDULING OF WORK

PART 1 – GENERAL

1.01 RELATED DOCUMENTS AND PROVISIONS

All Contract Documents should be reviewed for applicable provisions related to the provisions in this document, including without limitation:

- A. General Conditions;
- B. Special Conditions;
- C. Summary of Work; and
- D. Submittals.

1.02 SECTION INCLUDES

- A. Scheduling of Work under this Contract shall be performed by Contractor in accordance with requirements of this Section.
 - (1) Development of schedule, cost and resource loading of the schedule, monthly payment requests, and project status reporting requirements of the Contract shall employ computerized Critical Path Method ("CPM") scheduling ("CPM Schedule").
 - (2) CPM Schedule shall be cost loaded based on Schedule of Values as approved by District.
 - (3) Submit schedules and reports as specified in the General Conditions.
- B. Upon Award of Contract, Contractor shall immediately commence development of Initial and Original CPM Schedules to ensure compliance with CPM Schedule submittal requirements.

1.03 CONSTRUCTION SCHEDULE

- A. Within ten (10) days of being awarded the Contract and before request for first progress payment, the Contractor shall prepare and submit to the Project Manager a construction progress schedule conforming to the Milestone Schedule below.
- B. The Construction Schedule shall be continuously updated, and an updated schedule shall be submitted with each application for progress payment. Each revised schedule shall indicate the work actually accomplished during the previous period and the schedule for completion of the remaining work.

C. Milestone Schedule:

ACTIVITY DESCRIPTION

REQUIRED COMPLETION

CONSTRUCTION STARTS

June 17, 2019

FINAL PROJECT COMPLETION

October 11, 2019

1.04 QUALIFICATIONS

- A. Contractor shall employ experienced scheduling personnel qualified to use the latest version of [i.e., Primavera Project Planner]. Experience level required is set forth below. Contractor may employ such personnel directly or may employ a consultant for this purpose.
- (1) The written statement shall identify the individual who will perform CPM scheduling.
 - (2) Capability and experience shall be verified by description of construction projects on which individual has successfully applied computerized CPM.
 - (3) Required level of experience shall include at least two (2) projects of similar nature and scope with value not less than three fourths ($\frac{3}{4}$) of the Total Bid Price of this Project. The written statement shall provide contact persons for referenced projects with current telephone and address information.
- B. District reserves the right to approve or reject Contractor's scheduler or consultant at any time. District reserves the right to refuse replacing of Contractor's scheduler or consultant, if District believes replacement will negatively affect the scheduling of Work under this Contract.

1.05 GENERAL

- A. Progress Schedule shall be based on and incorporate milestone and completion dates specified in Contract Documents.
- B. Overall time of completion and time of completion for each milestone shown on Progress Schedule shall adhere to times in the Contract, unless an earlier (advanced) time of completion is requested by Contractor and agreed to by District. Any such agreement shall be formalized by a Change Order.
- (1) District is not required to accept an early completion schedule, i.e., one that shows an earlier completion date than the Contract Time.
 - (2) Contractor shall not be entitled to extra compensation in event agreement is reached on an earlier completion schedule and Contractor completes its Work, for whatever reason, beyond completion date shown in its early completion schedule but within the Contract Time.
 - (3) A schedule showing the work completed in less than the Contract Time, and that has been accepted by District, shall be considered to

have Project Float. The Project Float is the time between the scheduled completion of the work and the Completion Date. Project Float is a resource available to both District and the Contractor.

- C. Ownership Project Float: Neither the District nor Contractor owns Project Float. The Project owns the Project Float. As such, liability for delay of the Completion Date rests with the party whose actions, last in time, actually cause delay to the Completion Date.
 - (1) For example, if Party A uses some, but not all of the Project Float and Party B later uses remainder of the Project Float as well as additional time beyond the Project Float, Party B shall be liable for the time that represents a delay to the Completion Date.
 - (2) Party A would not be responsible for the time since it did not consume the entire Project Float and additional Project Float remained; therefore, the Completion Date was unaffected by Party A.
- D. Progress Schedule shall be the basis for evaluating job progress, payment requests, and time extension requests. Responsibility for developing Contract CPM Schedule and monitoring actual progress as compared to Progress Schedule rests with Contractor.
- E. Failure of Progress Schedule to include any element of the Work, or any inaccuracy in Progress Schedule, will not relieve Contractor from responsibility for accomplishing the Work in accordance with the Contract. District's acceptance of schedule shall be for its use in monitoring and evaluating job progress, payment requests, and time extension requests and shall not, in any manner, impose a duty of care upon District, or act to relieve Contractor of its responsibility for means and methods of construction.
- F. Software: Use Microsoft Project. Such software shall be compatible with Windows operating system. Contractor shall transmit contract file to District on compact disk at times requested by District.
- G. Transmit each item under the form approved by District.
 - (1) Identify Project with District Contract number and name of Contractor.
 - (2) Provide space for Contractor's approval stamp and District's review stamps.
 - (3) Submittals received from sources other than Contractor will be returned to the Contractor without District's review.

1.06 INITIAL CPM SCHEDULE

- A. Initial CPM Schedule submitted for review at the pre-construction conference shall serve as Contractor's schedule for up to ninety (90) calendar days after the Notice to Proceed.
- B. Indicate detailed plan for the Work to be completed in first ninety (90) days of the Contract; details of planned mobilization of plant and equipment;

sequence of early operations; procurement of materials and equipment.
Show Work beyond ninety (90) calendar days in summary form.

- C. Initial CPM Schedule shall be time scaled.
- D. Initial CPM Schedule shall be cost and resource loaded. Accepted cost and resource loaded schedule will be used as basis for monthly progress payments until acceptance of the Original CPM Schedule. Use of Initial CPM Schedule for progress payments shall not exceed ninety (90) calendar days.
- E. District and Contractor shall meet to review and discuss the Initial CPM Schedule within seven (7) calendar days after it has been submitted to District.
 - (1) District's review and comment on the schedule shall be limited to Contract conformance (with sequencing, coordination, and milestone requirements).
 - (2) Contractor shall make corrections to schedule necessary to comply with Contract requirements and shall adjust schedule to incorporate any missing information requested by District. Contractor shall resubmit Initial CPM Schedule if requested by District.
- F. If, during the first ninety (90) days after Notice to Proceed, the Contractor is of the opinion that any of the Work included on its Initial CPM Schedule has been impacted, the Contractor shall submit to District a written Time Impact Evaluation ("TIE") in accordance with Article 1.12 of this Section. The TIE shall be based on the most current update of the Initial CPM Schedule.

1.07 ORIGINAL CPM SCHEDULE

- A. Submit a detailed proposed Original CPM Schedule presenting an orderly and realistic plan for completion of the Work in conformance with requirements as specified herein.
- B. Progress Schedule shall include or comply with following requirements:
 - (1) Time scaled, cost and resource (labor and major equipment) loaded CPM schedule.
 - (2) No activity on schedule shall have duration longer than fifteen (15) work days, with exception of submittal, approval, fabrication and procurement activities, unless otherwise approved by District.
 - (a) Activity durations shall be total number of actual work days required to perform that activity.
 - (3) The start and completion dates of all items of Work, their major components, and milestone completion dates, if any.
 - (4) District furnished materials and equipment, if any, identified as separate activities.

- (5) Activities for maintaining Project Record Documents.
- (6) Dependencies (or relationships) between activities.
- (7) Processing/approval of submittals and shop drawings for all material and equipment required per the Contract. Activities that are dependent on submittal acceptance or material delivery shall not be scheduled to start earlier than expected acceptance or delivery dates.
 - (a) Include time for submittals, re-submittals and reviews by District. Coordinate with accepted schedule for submission of Shop Drawings, samples, and other submittals.
 - (b) Contractor shall be responsible for all impacts resulting from re-submittal of Shop Drawings and submittals.
- (8) Procurement of major equipment, through receipt and inspection at jobsite, identified as separate activity.
 - (a) Include time for fabrication and delivery of manufactured products for the Work.
 - (b) Show dependencies between procurement and construction.
- (9) Activity description; what Work is to be accomplished and where.
- (10) The total cost of performing each activity shall be total of labor, material, and equipment, excluding overhead and profit of Contractor. Overhead and profit of the General Contractor shall be shown as a separate activity in the schedule. Sum of cost for all activities shall equal total Contract value.
- (11) Resources required (labor and major equipment) to perform each activity.
- (12) Responsibility code for each activity corresponding to Contractor or Subcontractor responsible for performing the Work.
- (13) Identify the activities which constitute the controlling operations or critical path. No more than twenty-five (25%) of the activities shall be critical or near critical. Near critical is defined as float in the range of one (1) to (10) days.
- (14) Twenty (20) workdays for developing punch list(s), completion of punch-list items, and final clean up for the Work or any designated portion thereof. No other activities shall be scheduled during this period.
- (15) Interface with the work of other contractors, District, and agencies such as, but not limited to, utility companies.
- (16) Show detailed Subcontractor Work activities. In addition, furnish copies of Subcontractor schedules upon which CPM was built.

- (a) Also furnish for each Subcontractor, as determined by District, submitted on Subcontractor letterhead, a statement certifying that Subcontractor concurs with Contractor's Original CPM Schedule and that Subcontractor's related schedules have been incorporated, including activity duration, cost and resource loading.
 - (b) Subcontractor schedules shall be independently derived and not a copy of Contractor's schedule.
 - (c) In addition to Contractor's schedule and resource loading, obtain from electrical, mechanical, and plumbing Subcontractors, and other Subcontractors as required by District, productivity calculations common to their trades, such as units per person day, feet of pipe per day per person, feet of wiring per day per person, and similar information.
 - (d) Furnish schedule for Contractor/Subcontractor CPM schedule meetings which shall be held prior to submission of Original CPM schedule to District. District shall be permitted to attend scheduled meetings as an observer.
- (17) Activity durations shall be in Work days.
- (18) Submit with the schedule a list of anticipated non-Work days, such as weekends and holidays. The Progress Schedule shall exclude in its Work day calendar all non-Work days on which Contractor anticipates critical Work will not be performed.
- C. Original CPM Schedule Review Meeting: Contractor shall, within sixty (60) days from the Notice to Proceed date, meet with District to review the Original CPM Schedule submittal.
 - (1) Contractor shall have its Project Manager, Project Superintendent, Project Scheduler, and key Subcontractor representatives, as required by District, in attendance. The meeting will take place over a continuous one (1) day period.
 - (2) District's review will be limited to submittal's conformance to Contract requirements including, but not limited to, coordination requirements. However, review may also include:
 - (a) Clarifications of Contract Requirements.
 - (b) Directions to include activities and information missing from submittal.
 - (c) Requests to Contractor to clarify its schedule.
 - (3) Within five (5) days of the Schedule Review Meeting, Contractor shall respond in writing to all questions and comments expressed by District at the Meeting.

1.08 ADJUSTMENTS TO CPM SCHEDULE

- A. Adjustments to Original CPM Schedule: Contractor shall have adjusted the Original CPM Schedule submittal to address all review comments from original CPM Schedule review meeting and resubmit network diagrams and reports for District's review.
- (1) District, within ten (10) days from date that Contractor submitted the revised schedule, will either:
 - (a) Accept schedule and cost and resource loaded activities as submitted, or
 - (b) Advise Contractor in writing to review any part or parts of schedule which either do not meet Contract requirements or are unsatisfactory for District to monitor Project's progress, resources, and status or evaluate monthly payment request by Contractor.
 - (2) District may accept schedule with conditions that the first monthly CPM Schedule update be revised to correct deficiencies identified.
 - (3) When schedule is accepted, it shall be considered the "Original CPM Schedule" which will then be immediately updated to reflect the current status of the work.
 - (4) District reserves right to require Contractor to adjust, add to, or clarify any portion of schedule which may later be discovered to be insufficient for monitoring of Work or approval of partial payment requests. No additional compensation will be provided for such adjustments, additions, or clarifications.
- B. Acceptance of Contractor's schedule by District will be based solely upon schedule's compliance with Contract requirements.
- (1) By way of Contractor assigning activity durations and proposing sequence of Work, Contractor agrees to utilize sufficient and necessary management and other resources to perform work in accordance with the schedule.
 - (2) Upon submittal of schedule update, updated schedule shall be considered "current" CPM Schedule.
 - (3) Submission of Contractor's schedule to District shall not relieve Contractor of total responsibility for scheduling, sequencing, and pursuing Work to comply with requirements of Contract Documents, including adverse effects such as delays resulting from ill-timed Work.
- C. Submittal of Original CPM Schedule, and subsequent schedule updates, shall be understood to be Contractor's representation that the Schedule meets requirements of Contract Documents and that Work shall be executed in sequence indicated on the schedule.

- D. Contractor shall distribute Original CPM Schedule to Subcontractors for review and written acceptance, which shall be noted on Subcontractors' letterheads to Contractor and transmitted to District for the record.

1.09 MONTHLY CPM SCHEDULE UPDATE SUBMITTALS

- A. Following acceptance of Contractor's Original CPM Schedule, Contractor shall monitor progress of Work and adjust schedule each month to reflect actual progress and any anticipated changes to planned activities.
 - (1) Each schedule update submitted shall be complete, including all information requested for the Original CPM Schedule submittal.
 - (2) Each update shall continue to show all Work activities including those already completed. These completed activities shall accurately reflect "as built" information by indicating when activities were actually started and completed.
- B. A meeting will be held on approximately the twenty-fifth (25th) of each month to review the schedule update submittal and progress payment application.
 - (1) At this meeting, at a minimum, the following items will be reviewed: Percent (%) complete of each activity; Time Impact Evaluations for Change Orders and Time Extension Request; actual and anticipated activity sequence changes; actual and anticipated duration changes; and actual and anticipated Contractor delays.
 - (2) These meetings are considered a critical component of overall monthly schedule update submittal and Contractor shall have appropriate personnel attend. At a minimum, these meetings shall be attended by Contractor's General Superintendent and Scheduler.
 - (3) Contractor shall plan on the meeting taking no less than four (4) hours.
- C. Within five (5) working days after monthly schedule update meeting, Contractor shall submit the updated CPM Schedule update.
- D. Within five (5) work days of receipt of above noted revised submittals, District will either accept or reject monthly schedule update submittal.
 - (1) If accepted, percent (%) complete shown in monthly update will be basis for Application for Payment by the Contractor. The schedule update shall be submitted as part of the Contractor's Application for Payment.
 - (2) If rejected, update shall be corrected and resubmitted by Contractor before the Application for Payment is submitted.
- E. Neither updating, changing or revising of any report, curve, schedule, or narrative submitted to District by Contractor under this Contract, nor District's review or acceptance of any such report, curve, schedule or narrative shall

have the effect of amending or modifying in any way the Completion Date or milestone dates or of modifying or limiting in any way Contractor's obligations under this Contract.

1.10 SCHEDULE REVISIONS

- A. Updating the Schedule to reflect actual progress shall not be considered revisions to the Schedule. Since scheduling is a dynamic process, revisions to activity durations and sequences are expected on a monthly basis.
- B. To reflect revisions to the Schedule, the Contractor shall provide District with a written narrative with a full description and reasons for each Work activity revised. For revisions affecting the sequence of work, the Contractor shall provide a schedule diagram which compares the original sequence to the revised sequence of work. The Contractor shall provide the written narrative and schedule diagram for revisions two (2) working days in advance of the monthly schedule update meeting.
- C. Schedule revisions shall not be incorporated into any schedule update until the revisions have been reviewed by District. District may request further information and justification for schedule revisions and Contractor shall, within three (3) days, provide District with a complete written narrative response to District's request.
- D. If the Contractor's revision is still not accepted by District, and the Contractor disagrees with District's position, the Contractor has seven (7) calendar days from receipt of District's letter rejecting the revision to provide a written narrative providing full justification and explanation for the revision. The Contractor's failure to respond in writing within seven (7) calendar days of District's written rejection of a schedule revision shall be contractually interpreted as acceptance of District's position, and the Contractor waives its rights to subsequently dispute or file a claim regarding District's position.
- E. At District's discretion, the Contractor can be required to provide Subcontractor certifications of performance regarding proposed schedule revisions affecting said Subcontractors.

1.11 RECOVERY SCHEDULE

- A. If the Schedule Update shows a completion date twenty-one (21) calendar days beyond the Contract Completion Date, or individual milestone completion dates, the Contractor shall submit to District the proposed revisions to recover the lost time within seven (7) calendar days. As part of this submittal, the Contractor shall provide a written narrative for each revision made to recapture the lost time. If the revisions include sequence changes, the Contractor shall provide a schedule diagram comparing the original sequence to the revised sequence of work.
- B. The revisions shall not be incorporated into any schedule update until the revisions have been reviewed by District.

- C. If the Contractor's revisions are not accepted by District, District and the Contractor shall follow the procedures in paragraph 1.09.C, 1.09.D and 1.09.E above.
- D. At District's discretion, the Contractor can be required to provide Subcontractor certifications for revisions affecting said Subcontractors.

1.12 TIME IMPACT EVALUATION ("TIE") FOR CHANGE ORDERS, AND OTHER DELAYS

- A. When Contractor is directed to proceed with changed Work, the Contractor shall prepare and submit within fourteen (14) calendar days from the Notice to Proceed a TIE which includes both a written narrative and a schedule diagram depicting how the changed Work affects other schedule activities. The schedule diagram shall show how the Contractor proposes to incorporate the changed Work in the schedule and how it impacts the current schedule-update critical path. The Contractor is also responsible for requesting time extensions based on the TIE's impact on the critical path. The diagram must be tied to the main sequence of schedule activities to enable District to evaluate the impact of changed Work to the scheduled critical path.
- B. Contractor shall be required to comply with the requirements of Paragraph 1.09.A for all types of delays such as, but not limited to, Contractor/Subcontractor delays, adverse weather delays, strikes, procurement delays, fabrication delays, etc.
- C. Contractor shall be responsible for all costs associated with the preparation of TIEs, and the process of incorporating them into the current schedule update. The Contractor shall provide District with four (4) copies of each TIE.
- D. Once agreement has been reached on a TIE, the Contract Time will be adjusted accordingly. If agreement is not reached on a TIE, the Contract Time may be extended in an amount District allows, and the Contractor may submit a claim for additional time claimed by contractor.

1.13 TIME EXTENSIONS

- A. The Contractor is responsible for requesting time extensions for time impacts that, in the opinion of the Contractor, impact the critical path of the current schedule update. Notice of time impacts shall be given in accord with the General Conditions.
- B. Where an event for which District is responsible impacts the projected Completion Date, the Contractor shall provide a written mitigation plan, including a schedule diagram, which explains how (e.g., increase crew size, overtime, etc.) the impact can be mitigated. The Contractor shall also include a detailed cost breakdown of the labor, equipment, and material the Contractor would expend to mitigate District-caused time impact. The Contractor shall submit its mitigation plan to District within fourteen (14) calendar days from the date of discovery of the impact. The Contractor is responsible for the cost to prepare the mitigation plan.

- C. Failure to request time, provide TIE, or provide the required mitigation plan will result in Contractor waiving its right to a time extension and cost to mitigate the delay.
- D. No time will be granted under this Contract for cumulative effect of changes.
- E. District will not be obligated to consider any time extension request unless the Contractor complies with the requirements of Contract Documents.
- F. Failure of the Contractor to perform in accordance with the current schedule update shall not be excused by submittal of time extension requests.
- G. If the Contractor does not submit a TIE within the required fourteen (14) calendar days for any issue, it is mutually agreed that the Contractor does not require a time extension for said issue.

1.14 SCHEDULE REPORTS

- A. Submit four (4) copies of the following reports with the Initial CPM Schedule, the Original CPM Schedule, and each monthly update.
- B. Required Reports:
 - (1) Two activity listing reports: one sorted by activity number and one by total Project Float. These reports shall also include each activity's early/late and actual start and finish dates, original and remaining duration, Project Float, responsibility code, and the logic relationship of activities.
 - (2) Cost report sorted by activity number including each activity's associated cost, percentage of Work accomplished, earned value- to date, previous payments, and amount earned for current update period.
 - (3) Schedule plots presenting time-scaled network diagram showing activities and their relationships with the controlling operations or critical path clearly highlighted.
 - (4) Cash flow report calculated by early start, late start, and indicating actual progress. Provide an exhibit depicting this information in graphic form.
 - (5) Planned versus actual resource (i.e., labor) histogram calculated by early start and late start.

- C. Other Reports:

In addition to above reports, District may request, from month to month, any two of the following reports. Submit four (4) copies of all reports.

- (1) Activities by early start.
- (2) Activities by late start.

- (3) Activities grouped by Subcontractors or selected trades.
- (4) Activities with scheduled early start dates in a given time frame, such as fifteen (15) or thirty (30) day outlook.
- D. Furnish District with report files on compact disks containing all schedule files for each report generated.

1.15 PROJECT STATUS REPORTING

- A. In addition to submittal requirements for CPM scheduling identified in this Section, Contractor shall provide a monthly project status report (i.e., written narrative report) to be submitted in conjunction with each CPM Schedule as specified herein. Status reporting shall be in form specified below.
- B. Contractor shall prepare monthly written narrative reports of status of Project for submission to District. Written status reports shall include:
 - (1) Status of major Project components (percent (%) complete, amount of time ahead or behind schedule) and an explanation of how Project will be brought back on schedule if delays have occurred.
 - (2) Progress made on critical activities indicated on CPM Schedule.
 - (3) Explanations for any lack of work on critical path activities planned to be performed during last month.
 - (4) Explanations for any schedule changes, including changes to logic or to activity durations.
 - (5) List of critical activities scheduled to be performed next month.
 - (6) Status of major material and equipment procurement.
 - (7) Any delays encountered during reporting period.
 - (8) Contractor shall provide printed report indicating actual versus planned resource loading for each trade and each activity. This report shall be provided on weekly and monthly basis.
 - (a) Actual resource shall be accumulated in field by Contractor, and shall be as noted on Contractor's daily reports. These reports will be basis for information provided in computer-generated monthly and weekly printed reports.
 - (b) Contractor shall explain all variances and mitigation measures.
 - (9) Contractor may include any other information pertinent to status of Project. Contractor shall include additional status information requested by District at no additional cost.

- (10) Status reports, and the information contained therein, shall not be construed as claims, notice of claims, notice of delay, or requests for changes or compensation.

1.16 WEEKLY SCHEDULE REPORT

At the Weekly Progress Meeting, the Contractor shall provide and present a time-scaled three (3) week look-ahead schedule that is based and correlated by activity number to the current schedule (i.e., Initial, Original CPM, or Schedule Update).

1.17 DAILY CONSTRUCTION REPORTS

On a daily basis, Contractor shall submit a daily activity report to District for each workday, including weekends and holidays when worked. Contractor shall develop the daily construction reports on a computer-generated database capable of sorting daily Work, manpower, and man-hours by Contractor, Subcontractor, area, sub-area, and Change Order Work. Upon request of District, furnish computer disk of this data base. Obtain District's written approval of daily construction report data base format prior to implementation. Include in report:

- A. Project name and Project number.
- B. Contractor's name and address.
- C. Weather, temperature, and any unusual site conditions.
- D. Brief description and location of the day's scheduled activities and any special problems and accidents, including Work of Subcontractors. Descriptions shall be referenced to CPM scheduled activities.
- E. Worker quantities for its own Work force and for Subcontractors of any tier.
- F. Equipment, other than hand tools, utilized by Contractor and Subcontractors.

1.18 PERIODIC VERIFIED REPORTS

Contractor shall complete and verify construction reports on a form prescribed by the Division of the State Architect and file reports on the first day of February, May, August, and November during the preceding quarter year; at the completion of the Contract; at the completion of the Work; at the suspension of Work for a period of more than one (1) month; whenever the services of Contractor or any of Contractor's Subcontractors are terminated for any reason; and at any time a special verified report is required by the Division of the State Architect. Refer to section 4-336 and section 4-343 of Part 1, Title 24 of the California Code of Regulations.

PART 2 – PRODUCTS Not Used.

PART 3 - EXECUTION Not Used.

END OF DOCUMENT

DOCUMENT 01 33 00

SUBMITTALS

PART 1 - GENERAL

1.01 RELATED DOCUMENTS AND PROVISIONS:

All Contract Documents should be reviewed for applicable provisions related to the provisions in this document, including without limitation:

- A. General Conditions, including, without limitation, Contractor's Submittals and Schedules, Drawings and Specifications;
- B. Special Conditions.

1.02 SECTION INCLUDES:

- A. Definitions:
 - (1) Shop Drawings and Product Data are as indicated in the General Conditions and include, but are not limited to, fabrication, erection, layout and setting drawings, formwork and falsework drawings, manufacturers' standard drawings, descriptive literature, catalogues, brochures, performance and test data, wiring and control diagrams. In addition, there are other drawings and descriptive data pertaining to materials, equipment, piping, duct and conduit systems, and methods of construction as may be required to show that the materials, equipment or systems and all positions conform to the requirement of the Contract Documents, including, without limitation, the Drawings.
 - (2) "Manufactured" applies to standard units usually mass-produced; "fabricated" means specifically assembled or made out of selected materials to meet design requirements. Shop Drawings shall establish the actual detail of manufactured or fabricated items, indicated proper relation to adjoining work and amplify design details of mechanical and electrical equipment in proper relation to physical spaces in the structure.
 - (3) Manufacturer's Instructions: Where any item of Work is required by the Contract Documents to be furnished, installed, or performed, at a minimum, in accordance with a specified product manufacturer's instructions, the Contractor shall procure and distribute copies of these to the District, the Architect, and all other concerned parties and shall furnish, install, or perform the work, at a minimum, in accordance with those instructions.

- B. Samples, Shop Drawings, Product Data, and other items as specified, in accordance with the following requirements:
- (1) Contractor shall submit all Shop Drawings, Product Data, and Samples to the District, the Architect, the Project Inspector, and the Construction Manager.
 - (2) Contractor shall comply with all time frames herein and in the General Conditions and, in any case, shall submit required information in sufficient time to permit proper consideration and action before ordering any materials or items represented by such Shop Drawings, Product Data, and/or Samples.
 - (3) Contractor shall allow sufficient time so that no delay occurs due to required lead time in ordering or delivery of any item to the Site. Contractor shall be responsible for any delay in progress of Work due to its failure to observe these requirements.
 - (4) Time for completion of Work shall not be extended on account of Contractor's failure to promptly submit Shop Drawings, Product Data, and/or Samples.
 - (5) Reference numbers on Shop Drawings shall have Architectural and/or Engineering Contract Drawings reference numbers for details, sections, and "cuts" shown on Shop Drawings. These reference numbers shall be in addition to any numbering system that Contractor chooses to use or has adopted as standard.
 - (6) When the magnitude or complexity of submittal material prevents a complete review within the stated time frame, Contractor shall make this submittal in increments to avoid extended delays.
 - (7) Contractor shall certify on submittals for review that submittals conform to Contract requirements. Also certify that Contractor-furnished equipment can be installed in allocated space. In event of any variance, Contractor shall specifically state in transmittal and on Shop Drawings, portions vary and require approval of a substitute. Submittals shall not be used as a means of requesting a substitution.
 - (8) Unless specified otherwise, sampling, preparation of samples, and tests shall be in accordance with the latest standard of the American Society for Testing and Materials.
 - (9) Upon demand by Architect or District, Contractor shall submit samples of materials and/or articles for tests or examinations and consideration before Contractor incorporates same in Work. Contractor shall be solely responsible for delays due to sample(s) not being submitted in time to allow for tests. Acceptance or rejection will be expressed in writing. Work shall be equal to approved samples in every respect. Samples that are of value after testing will remain the property of Contractor.

C. Submittal Schedule:

- (1) Contractor shall prepare its proposed submittal schedule that is coordinated with the proposed construction schedule and submit both to the District within ten (10) days after the date of the Notice to Proceed. Contractor's proposed schedules shall become the Project Construction Schedule and the Project Submittal Schedule after each is approved by the District.
- (2) Contractor is responsible for all lost time should the initial submittal be rejected, marked "revise and resubmit", etc.
- (3) All Submittals shall be forwarded to the District by the date indicated on the approved Submittal Schedule, unless an earlier date is necessary to maintain the Construction Schedule, in which case those Submittals shall be forwarded to the District so as not to delay the Construction Schedule.
- (4) Contractor may be assessed \$100 a day for each day it is late in submitting a shop drawing or sample. No extensions of time will be granted to Trade Contractor or any Subcontractor because of its failure to have shop drawings and samples submitted in accordance with the Schedule.

1.03 SHOP DRAWINGS:

- A. Contractor shall submit one reproducible transparency and six (6) opaque reproductions. The District will review and return the reproducible copy and one (1) opaque reproduction to Contractor.
- B. Before commencing installation of any Work, the Contractor shall submit and receive approval of all drawings, descriptive data, and material list(s) as required to accomplish Work.
- C. Review of Shop Drawings is regarded as a service to assist Contractor and in all cases original Contract Documents shall take precedence as outlined under General Conditions.
- D. No claim for extra time or payment shall be based on work shown on Shop Drawings unless the claim is (1) noted on Contractor's transmittal letter accompanying Shop Drawings and (2) Contractor has complied with all applicable provisions of the General Conditions, including, without limitation, provisions regarding changes and payment, and all required written approvals.
- E. District shall not review Shop Drawings for quantities of materials or number of items supplied.
- F. District's and/or Architect's review of Shop Drawing will be general. District and/or Architect review does not relieve Contractor of responsibility for dimensions, accuracy, proper fitting, construction of Work, furnishing of materials, or Work required by Contract Documents and not indicated on

Shop Drawings. The District's and/or Architect's review of Shop Drawings is not to be construed as approving departures from Contract Documents.

- G. Review of Shop Drawings and Schedules does not relieve Contractor from responsibility for any aspect of those Drawings or Schedules that is a violation of local, County, State, or Federal laws, rules, ordinances, or rules and regulations of commissions, boards, or other authorities or utilities having jurisdiction.
- H. Before submitting Shop Drawings for review, Contractor shall check Shop Drawings of its subcontractors for accuracy, and confirm that all Work contiguous with and having bearing on other work shown on Shop Drawings is accurately drawn and in conformance with Contract Documents.
- I. Submitted drawings and details must bear stamp of approval of Contractor:
 - (1) Stamp and signature shall clearly certify that Contractor has checked Shop Drawings for compliance with Drawings.
 - (2) If Contractor submits a Shop Drawing without an executed stamp of approval, or whenever it is evident (despite stamp) that Drawings have not been checked, the District and/or Architect will not consider them and will return them to the Contractor for revision and resubmission. In that event, it will be deemed that Contractor has not complied with this provision and Contractor shall bear risk of all delays to same extent as if it had not submitted any Shop Drawings or details.
- J. Submission of Shop Drawings (in either original submission or when resubmitted with correction) constitutes evidence that Contractor has checked all information thereon and that it accepts and is willing to perform Work as shown.
- K. Contractor shall pay for cost of any changes in construction due to improper checking and coordination. Contractor shall be responsible for all additional costs, including coordination. Contractor shall be responsible for costs incurred by itself, the District, the Architect, the Project Inspector, the Construction Manager, any other Subcontractor or contractor, etc., due to improperly checked and/or coordination of submittals.
- L. Shop Drawings must clearly delineate the following information:
 - (1) Project name and address.
 - (2) Specification number and description.
 - (3) Architect's name and project number.
 - (4) Shop Drawing title, number, date, and scale.
 - (5) Names of Contractor, Subcontractor(s) and fabricator.
 - (6) Working and erection dimensions.

- (7) Arrangements and sectional views.
 - (8) Necessary details, including complete information for making connections with other Work.
 - (9) Kinds of materials and finishes.
 - (10) Descriptive names of materials and equipment, classified item numbers, and locations at which materials or equipment are to be installed in the Work. Contractor shall use same reference identification(s) as shown on Contract Drawings.
- M. Contractor shall prepare composite drawings and installation layouts when required to solve tight field conditions.
- (1) Shop Drawings shall consist of dimensioned plans and elevations and must give complete information, particularly as to size and location of sleeves, inserts, attachments, openings, conduits, ducts, boxes, structural interferences, etc.
 - (2) Contractor shall coordinate these composite Shop Drawings and installation layouts in the field between itself and its Subcontractor(s) for proper relationship to the Work, the work of other trades, and the field conditions. The Contractor shall check and approve all submittal(s) before submitting them for final review.

1.04 PRODUCT DATA OR NON REPRODUCIBLE SUBMITTALS:

- A. Contractor shall submit manufacturer's printed literature in original form. Any fading type of reproduction will not be accepted. Contract must submit a minimum of six (6) each, to the District. District shall return one (1) to the Contractor, who shall reproduce whatever additional copies it requires for distribution.
- B. Contractor shall submit six (6) copies of a complete list of all major items of mechanical, plumbing, and electrical equipment and materials in accordance with the approved Submittal Schedule, except as required earlier to comply with the approved Construction Schedule. Other items specified are to be submitted prior to commencing Work. Contractor shall submit items of like kind at one time in a neat and orderly manner. Partial lists will not be acceptable.
- C. Submittals shall include manufacturer's specifications, physical dimensions, and ratings of all equipment. Contractor shall furnish performance curves for all pumps and fans. Where printed literature describes items in addition to that item being submitted, submitted item shall be clearly marked on sheet and superfluous information shall be crossed out. If highlighting is used, Contractor shall mark all copies.
- D. Equipment submittals shall be complete and include space requirements, weight, electrical and mechanical requirements, performance data, and supplemental information that may be requested.

- E. Imported Materials Certification must be submitted at least ten (10) days before material is delivered.

1.05 SAMPLES:

- A. Contractor shall submit for approval Samples as required and within the time frame in the Contract Documents. Materials such as concrete, mortar, etc., which require on-site testing will be obtained from Project Site.
- B. Contractor shall submit four (4) samples except where greater or lesser number is specifically required by Contract Documents including, without limitation, the Specifications.
 - (1) Samples must be of sufficient size and quality to clearly illustrate functional characteristics, with integrally related parts and attachment devices.
 - (2) Samples must show full range of texture, color, and pattern.
- C. Contractor shall make all Submittals, unless it has authorized Subcontractor(s) to submit and Contractor has notified the District in writing to this effect.
- D. Samples to be shipped prepaid or hand-delivered to the District.
- E. Contractor shall mark samples to show name of Project, name of Contractor submitting, Contract number and segment of Work where representative Sample will be used, all applicable Specifications Sections and documents, Contract Drawing Number and detail, and ASTM or FS reference, if applicable.
- F. Contractor shall not deliver any material to Site prior to receipt of District's and/or Architect's completed written review and approval. Contractor shall furnish materials equal in every respect to approved Samples and execute Work in conformance therewith.
- G. District's and/or Architect's review, acceptance, and/or approval of Sample(s) will not preclude rejections of any material upon discovery of defects in same prior to final acceptance of completed Work.
- H. After a material has been approved, no change in brand or make will be permitted.
- I. Contractor shall prepare its Submittal Schedule and submit Samples of materials requiring laboratory tests to specified laboratory for testing not less than ninety (90) days before such materials are required to be used in Work.
- J. Samples which are rejected must be resubmitted promptly after notification of rejection and be marked "Resubmitted Sample" in addition to other information required.
- K. Field Samples and Mock-Ups are to be removed by Contractor at District's direction:

- (1) Size: As Specified.
- (2) Furnish catalog numbers and similar data, as requested.

1.06 REVIEW AND RESUBMISSION REQUIREMENTS:

- A. The District will arrange for review of Sample(s), Shop Drawing(s), Product Data, and other submittal(s) by appropriate reviewer and return to Contractor as provided below within twenty-one (21) days after receipt or within twenty-one (21) days after receipt of all related information necessary for such review, whichever is later.
- B. One (1) copy of product or materials data will be returned to Contractor with the review status.
- C. Samples to be incorporated into the Work will be returned to Contractor, together with a written notice designating the Sample with the appropriate review status and indicating errors discovered on review, if any. Other Samples will not be returned, but the same notice will be given with respect thereto, and that notice shall be considered a return of the Sample.
- D. Contractor shall revise and resubmit any Sample(s), Shop Drawing(s), Product Data, and other submittal(s) as required by the reviewer. Such resubmittals will be reviewed and returned in the same manner as original Sample(s), Shop Drawing(s), Product Data, and other submittal(s), within fourteen (14) days after receipt thereof or within fourteen (14) days after receipt of all related information necessary for such review. Such resubmittal shall not delay the Work.
- E. Contractor may proceed with any of the Work covered by Sample(s), Shop Drawing(s), Product Data, and other submittal(s) upon its return if designated as no exception taken, or revise as noted, provided the Contractor proceeds in accordance with the District and/or the Architect's notes and comments.
- F. Contractor shall not begin any of the work covered by a Sample(s), Shop Drawing(s), Product Data, and other submittal(s), designated as revise and resubmit or rejected, until a revision or correction thereof has been reviewed and returned to Contractor.
- G. Sample(s), Shop Drawing(s), Product Data, and other submittal(s) designated as revise and resubmit or rejected and requiring resubmittal, shall be revised or corrected and resubmitted to the District no later than fourteen (14) days or a shorter period as required to comply with the approved Construction Schedule, after its return to Contractor.
- H. Neither the review nor the lack of review of any Sample(s), Shop Drawing(s), Product Data, and other submittal(s) shall waive any of the requirements of the Contract Documents, or relieve Contractor of any obligation thereunder.
- I. District's and/or Architect's review of Shop Drawings does not relieve the Contractor of responsibility for any errors that may exist. Contractor is responsible for the dimensions and design of adequate connections and details and for satisfactory construction of all the Work.

PART 2 – PRODUCTS Not Used.

PART 3 - EXECUTION Not Used.

END OF DOCUMENT

DOCUMENT 01 35 13.23

SITE STANDARDS

PART 1 – GENERAL

1.01 RELATED DOCUMENTS AND PROVISIONS:

All Contract Documents should be reviewed for applicable provisions related to the provisions in this document, including without limitation:

- A. General Conditions, including without limitation, Site Access, Conditions, and Regulations;
- B. Special Conditions;
- C. Drug-Free Workplace Certification;
- D. Tobacco-Free Environment Certification;
- E. Criminal Background Investigation/Fingerprinting Certification;
- F. Temporary Facilities and Controls.

1.02 REQUIREMENTS OF THE DISTRICT:

- A. Drug-Free Schools and Safety Requirements:
 - (1) All school sites and other District Facilities have been declared "Drug-Free Zones." No drugs, alcohol and/or smoking are allowed at any time in any buildings and/or grounds on District property. No students, staff, visitors, or contractors are to use drugs on these sites.
 - (2) Smoking and the use of tobacco products by all persons is prohibited on or in District property. District property includes school buildings, school grounds, school-owned vehicles and vehicles owned by others while on District property. Contractor shall post: "Non-Smoking Area" in a highly visible location in each work area, staging area, and parking area. Contractor may designate a smoking area outside of District property within the public right-of-way, provided that this area remains quiet and unobtrusive to adjacent neighbors. This smoking area is to be kept clean at all times.
 - (3) Contractor shall ensure that no alcohol, firearms, weapons, or controlled substances enter or are used at the Site. Contractor shall immediately remove from the Site and terminate the employment of any employee(s) found in violation of this provision.
- B. Language: Profanity or other unacceptable and/or loud language will not be tolerated, "Cat calls" or other derogatory language toward students, staff, volunteers, parents or public will not be allowed.

C. Disturbing the Peace (Noise and Lighting):

- (1) Contractor shall observe the noise ordinance of the Site at all times including, without limitation, all applicable local, city, and/or state laws, ordinances, and/or regulations regarding noise and allowable noise levels.
- (2) The use of radios, etc., shall be controlled to keep all sound at a level that cannot be heard beyond the immediate area of use. District reserves the right to prohibit the use of radios at the Site, except for mobile phones or other handheld communication radios.
- (3) If portable lights are used after dark, all light must be located so as not to direct light into neighboring property.

D. Traffic:

- (1) Driving on the Premises shall be limited to periods when students and public are not present. If driving or deliveries must be made during the school hours, two (2) or more ground guides shall lead the vehicle across the area of travel. In no case shall driving take place across playgrounds or other pedestrian paths during recess, lunch, and/or class period changes. The speed limit on-the Premises shall be five (5) miles per hour (maximum) or less if conditions require.
- (2) All paths of travel for deliveries, including without limitation, material, equipment, and supply deliveries, shall be reviewed and approved by District in advance. Any damage will be repaired to the pre-damaged condition by the Contractor.
- (3) District shall designate a construction entry to the Site. If Contractor requests, District determines it is required, and to the extent possible, District shall designate a staging area so as not to interfere with the normal functioning of school facilities. Location of gates and fencing shall be approved in advance with District and at Contractor's expense.
- (4) Parking areas shall be reviewed and approved by District in advance. No parking is to occur under the drip line of trees or in softscape areas that could otherwise be damaged.

- E. All of the above shall be observed and complied with by the Contractor and all workers on the Site. Failure to follow these directives could result in individual(s) being suspended or removed from the work force at the discretion of the District. The same rules and regulations shall apply equally to delivery personnel, inspectors, consultants, and other visitors to the Site.

PART 2 - PRODUCTS Not Used.

PART 3 - EXECUTION Not Used.

END OF DOCUMENT

DOCUMENT 01 41 00

REGULATORY REQUIREMENTS

PART 1 - GENERAL

1.01 RELATED DOCUMENTS AND PROVISIONS:

All Contract Documents should be reviewed for applicable provisions related to the provisions in this document, including without limitation:

- A. General Conditions, including, without limitation, Obtaining of Permits, Licenses and Registrations and Work to Comply with All Applicable Laws and Regulations;
- B. Special Conditions; and
- C. Quality Control.

1.02 DESCRIPTION:

This section covers the general requirements for regulatory requirements pertaining to the Work and is supplementary to all other regulatory requirements mentioned or referenced elsewhere in the Contract Documents.

1.03 REQUIREMENTS OF REGULATORY AGENCIES:

- A. All statutes, ordinances, laws, rules, codes, regulations, standards, and the lawful orders of all public authorities having jurisdiction over the Work, are hereby incorporated into these Contract Documents as if repeated in full herein and are intended to be included in any reference to Code or Building Code, unless otherwise specified, including, without limitation, the references in the list below. Contractor shall make available at the Site copies of all the listed documents applicable to the Work as the District and/or Architect may request, including, without limitation, applicable portions of the California Code of Regulations ("CCR").
 - (1) California Building Standards Administrative Code, Part 1, Title 24, CCR.
 - (2) California Building Code (CBC), Part 2, Title 24, CCR; (International Building Code volumes 1-2 and California Amendments).
 - (3) California Electrical Code (CEC), Part 3, Title 24, CCR; (National Electrical Code and California Amendments).
 - (4) California Mechanical Code (CMC), Part 4, Title 24, CCR; (Uniform Mechanical Code and California Amendments).
 - (5) California Plumbing Code (CPC), Part 5, Title 24, CCR; (Uniform Plumbing Code and California Amendments).

- (6) California Fire Code (CFC), Part 9, Title 24, CCR; (International Fire Code and California Amendments).
- (7) California Referenced Standards Code, Part 12, Title 24, CCR.
- (8) State Fire Marshal Regulations, Public Safety, Title 19, CCR.
- (9) Partial List of Applicable National Fire Protection Association (NFPA) Standards:
 - (a) NFPA 13 - Automatic Sprinkler System.
 - (b) NFPA 14 - Standpipes Systems.
 - (c) NFPA 17A - Wet Chemical System
 - (d) NFPA 24 - Private Fire Mains.
 - (e) (California Amended) NFPA 72 - National Fire Alarm Codes.
 - (f) NFPA 253 - Critical Radiant Flux of Floor Covering System.
 - (g) NFPA 2001 - Clean Agent Fire Extinguishing Systems.
- (10) California Division of the State Architect interpretation of Regulations ("DSA IR"), including, without limitation:
 - (a) DSA IR A-6 — Construction Change Document Submittal and Approval Processes.
 - (b) DSA IR A-7 — Project Inspector Certification and Approval.
 - (c) DSA IR A-8 — Project Inspector and Assistant Inspector Duties and Performance.
 - (d) DSA IR A-12 — Assistant Inspector Approval.
- (11) DSA Procedures ("DSA PR")
 - (a) DSA PR 13-01 – Construction Oversight Process
 - (b) DSA PR 13-02 – Project Certification Process
- B. This Project shall be governed by applicable regulations, including, without limitation, the State of California's Administrative Regulations for the Division of the State Architect-Structural Safety (DSA/SS), Chapter 4, Part 1, Title 24, CCR, and the most current version on the date the bids are opened and as it pertains to school construction including, without limitation:
 - (1) Test and testing laboratory per Section 4-335. District shall pay for the testing laboratory.
 - (2) Special inspections per Section 4-333(c).

- (3) Deferred Approvals per section 4-317(g).
- (4) Verified reports per Sections 4-336 & 4-343(c).
- (5) Duties of the Architect & Engineers shall be per Sections 4-333(a) and 4-341.
- (6) Duties of the Contractor shall be per Section 4-343.
- (7) Duties of Project Inspector shall be per Section 4-334.
- (8) Addenda and Construction Change Documents per Section 4-338.

Contractor shall keep and make available all applicable parts of the most current version of Title 24 referred to in the plans and specifications at the Site during construction.

C. Items of deferred approval shall be clearly marked on the first sheet of the Architect's and/or Engineer's approved Drawings. All items later submitted for approval shall be per Title 24 requirements to the DSA.

- (1) Contractor shall submit the following to Architect for review and endorsement:
 - (a) Product information on proposed material/system supplier.
 - (b) Drawings, specifications, and calculations prepared, signed, and stamped by an architect or engineer licensed in the State of California for that portion of the Work.
 - (c) All other requirements as may be required by DSA.
- (2) Cost of preparing and submitting documentation per DSA Deferred Approval requirements including required modifications to Drawings and Specifications, whether or not indicated in the Contract Documents, shall be borne by Contractor.
- (3) Contractor shall not begin fabrication and installation of deferred approval items without first obtaining DSA approval of Drawings and Specifications.
- (4) Schedule of Work Subject to DSA Deferred Approval: Window wall systems exceeding 10 feet in span.

PART 2 – PRODUCTS Not Used.

PART 3 – EXECUTION Not Used.

END OF DOCUMENT

DOCUMENT 01 42 13

ABBREVIATIONS AND ACRONYMS

PART 1 – GENERAL

1.01 RELATED DOCUMENTS AND PROVISIONS:

All Contract Documents should be reviewed for applicable provisions related to the provisions in this document, including without limitation:

- A. General Conditions including without limitation, Definitions;
- B. Special Conditions.

1.02 DOCUMENT INCLUDES:

- A. Abbreviations used throughout the Contract Documents.
- B. Reference to a technical society, organization, or body is by abbreviation, as follows:

1.	AA	The Aluminum Association
2.	AAMA	American Architectural Manufacturers Association
3.	AASHTO	American Association of State Highway and Transportation Officials
4.	ABPA	Acoustical and Board Products Association
5.	ACI	American Concrete Institute
6.	AGA	American Gas Association
7.	AGC	Associated General Contractors of America
8.	AHC	Architectural Hardware Consultant
9.	AI	Asphalt Institute
10.	AIA	American Institute of Architects
11.	AIEE	American Institute of Electrical Engineers
12.	AISC	American Institute of Steel Construction
13.	AISI	American Iron and Steel Institute
14.	AMCA	Air Moving and Conditioning Association
15.	ANSI	American National Standards Institute
16.	APA	American Plywood Association
17.	ARI	Air Conditioning and Refrigeration Institute
18.	ASHRAE	American Society of Heating, Refrigeration and Air Conditioning Engineers
19.	ASME	American Society of Mechanical Engineers
20.	ASSE	American Society of Structural Engineers
21.	ASTM	American Society of Testing and Materials
22.	AWPB	American Wood Preservers Bureau
23.	AWPI	American Wood preservers Institute
24.	AWS	American Welding Society
25.	AWSC	American Welding Society Code
26.	AWI	Architectural Woodwork Institute
27.	AWWA	American Water Works Association
28.	BIA	Brick Institute of America

29.	CCR	California Code of Regulations
30.	CLFMI	Chain Link Fence Manufacturers Institute
31.	CMG	California Masonry Guild
32.	CRA	California Redwood Association
33.	CRSI	Concrete Reinforcing Steel Institute
34.	CS	Commercial Standards
35.	CSI	Construction Specifications Institute
36.	CTI	Cooling Tower Institute
37.	FGMA	Flat Glass Manufacturer's Association
38.	FIA	Factory Insurance Association
39.	FM	Factory Mutual
40.	FS	Federal Specification
41.	FTI	Facing Title Institute
42.	GA	Gypsum Association
43.	ICC	International Code Council
44.	IEEE	Institute of Electrical and Electronic Engineers
45.	IES	Illumination Engineering Society
46.	LIA	Lead Industries Association
47.	MIA	Marble Institute of America
48.	MLMA	Metal Lath Manufacturers Association
49.	MS	Military Specifications
50.	NAAMM	National Association of Architectural Metal Manufacturers
51.	NBHA	National Builders Hardware Association
52.	NBFU	National Board of Fire Underwriters
53.	NBS	National Bureau of Standards
54.	NCMA	National Concrete Masonry Association
55.	NEC	National Electrical Code
56.	NEMA	National Electrical Manufacturers Association
57.	NFPA	National Fire Protection Association/National Forest Products Association
58.	NMWIA	National Mineral Wool Insulation Association
59.	NTMA	National Terrazzo and Mosaic Association
60.	NWMA	National Woodwork Manufacturer's Association
61.	ORS	Office of Regulatory Services (California)
62.	OSHA	Occupational Safety and Health Act
63.	PCI	Precast Concrete Institute
64.	PCA	Portland Cement Association
65.	PDCA	Painting and Decorating Contractors of America
66.	PDI	Plumbing Drainage Institute
67.	PEI	Porcelain Enamel Institute
68.	PG&E	Pacific Gas & Electric Company
69.	PS	Product Standards
70.	SDI	Steel Door Institute; Steel Deck Institute
71.	SJI	Steel Joist Institute
72.	SSPC	Steel Structures Painting Council
73.	TCA	Tile Council of America
74.	TPI	Truss Plate Institute
75.	UBC	Uniform Building Code
76.	UL	Underwriters Laboratories Code
77.	UMC	Uniform Mechanical Code
78.	USDA	United States Department of Agriculture
79.	VI	Vermiculite Institute

80.	WCLA	West Coast Lumberman's Association
81.	WCLB	West Coast Lumber Bureau
82.	WEUSER	Western Electric Utilities Service Engineering Requirements
83.	WIC	Woodwork Institute of California
84.	WPOA	Western Plumbing Officials Association

PART 2 - PRODUCTS Not Used.

PART 3 - EXECUTION Not Used.

END OF DOCUMENT

DOCUMENT 01 42 16

DEFINITIONS

PART 1 - GENERAL

1.01 RELATED DOCUMENTS AND PROVISIONS

All Contract Documents should be reviewed for applicable provisions related to the provisions in this document, including without limitation:

- A. General Conditions including without limitation, Definitions;
- B. Special Conditions.

1.02 QUALITY ASSURANCE

- A. For products or workmanship specified by association, trade, or Federal Standards, Contractor shall comply with requirements of the standard, except when more rigid requirements are specified in the Contract Documents, or are required by applicable codes.
- B. Contractor shall conform to current reference standard publication date in effect on the date of bid opening.
- C. Contractor shall obtain copies of standards unless specifically required not to by the Contract Documents.
- D. Contractor shall maintain a copy of all standards at jobsite during submittals, planning, and progress of the specific Work, until final completion, unless specifically required not to by the Contract Documents.
- E. Should specified reference standards conflict with Contract Documents, Contractor shall request clarification from the District and/or the Architect before proceeding.
- F. The contractual relationship of the parties to the Contract shall not be altered from the contractual relationship as indicated in the Contract Documents by mention or inference otherwise in any referenced document.
- G. Governing Codes shall be as shown in the Contract Documents including, without limitation, the Specifications.

END OF DOCUMENT

DOCUMENT 01 42 19

REFERENCES

PART 1 - GENERAL

1.01 SCHEDULE OF REFERENCES:

The following information is intended only for the general assistance of the Contractor, and the District does not represent that all of the information is current. It is the Contractor's responsibility to verify the correct information for each of the entities listed.

AA	The Aluminum Association 1400 Crystal Drive, Suite 430 Arlington, VA 22202 www.aluminum.org	703/358-2960
AABC	Associated Air Balance Council 1518 K Street, NW, Suite 503 Washington, DC 20005 www.aabc.com	202/737-0202
AAMA	American Architectural Manufacturers Association 1827 Walden Office Sq., Suite 550 Schaumburg, IL 60173-4268 www.aamanet.org	847/303-5664
AASHTO	American Association of State Highway and Transportation Officials 444 N Capitol St. NW - Suite 249 Washington, DC 20001 www.transportation.org	202/624-5800
AATCC	American Association of Textile Chemists and Colorists P.O. Box 12215 One Davis Drive Research Triangle Park, NC 27709 2215 www.aatcc.org	919/549-8141
ACA	American Coatings Association 1500 Rhode Island Ave., NW Washington DC, 20005 www.paint.org	202/462-6272

2019 Fire Alarm Project – Phase 1
Wagner Holt ES and Parklane ES

ACI	American Concrete Institute 38800 Country Club Dr. Farmington Hills, MI 48331-3439 www.concrete.org	248/848-3700
ACPA	American Concrete Pipe Association 8445 Freeport Parkway, Suite 350 Irving, TX 75063-2595 www.concrete-pipe.org	972/506-7216
ADC	Air Duct Council 1901 N. Roselle Road, Suite 800 Schaumburg, Illinois 60195 www.flexibleduct.org	847/706-6750
AF&PA	American Forest and Paper Association 1101 K Street, NW, Suite 700 Washington, DC 20005 www.afandpa.org	202/463-2700
AGA	American Gas Association 400 North Capitol Street, NW Washington, DC 20001 www.aga.org	202/824-7000
AGC	Associate General Contractors of America 2300 Wilson Blvd., Suite 300 Arlington, VA 22201 www.agc.org	703/548-3118
AHA	American Hardboard Association 1210 West Northwest Highway Palatine, IL 60067 domensino.com/AHA/default.htm	847/934-8800
AI	Asphalt Institute 2696 Research Park Drive Lexington, KY 40511-8480 www.asphaltinstitute.org	859/288-4960
AIA	The American Institute of Architects 1735 New York Ave., NW Washington, DC 20006-5292 www.aia.org	202/626-7300
AISC	American Institute of Steel Construction 130 East Randolph Street Suite 2000 Chicago, IL 60601 www.aisc.org	312.670.2400

2019 Fire Alarm Project – Phase 1
Wagner Holt ES and Parklane ES

AIA	American Insurance Association (formerly the National Board of Fire Underwriters) 555 12th St, NW, Suite 550 Washington DC 20004 www.aiadc.org	202/828-7100
AISI	American Iron and Steel Institute 25 Massachusetts Ave., NW, Suite 800 Washington, DC 20001 www.steel.org	202/452.7100
AITC	American Institute of Timber Construction 7012 S. Revere Parkway Suite 140 Centennial, CO 80112 www.aitc-glulam.org	503/639.0651
ALI	Associated Laboratories, Inc. P.O. Box 152837 Dallas, TX 75315 www.assoc-labs.com	214/565-0593
ALSC	American Lumber Standards Committee, Inc. 7470 New Technology Way, Suite F Frederick, MD 21703 www.alsc.org	301/972-1700
AMCA	Air Movement and Control Association International, Inc. 30 W. University Drive Arlington Heights, IL 60004 www.amca.org	847/394-0150
ANLA	American Nursery & Landscape Association (now AmericanHort) 525 9 th St NW, Suite 80 Washington, DC 20004 www.americanhort.org	202/789-2900
ANSI	American National Standards Institute 1899 L Street, NW, 11th Floor Washington, DC, 20036 www.ansi.org	202/293.8020
APA	APA-The Engineered Wood Association 7011 S. 19th Street Tacoma, WA 98466-5333 www.apawood.org	253/565-6600

2019 Fire Alarm Project – Phase 1
Wagner Holt ES and Parklane ES

APA	Architectural Precast Association 325 John Know Rd, Ste L103 Tallahassee, FL 32303 www.archprecast.org	850/205.5637
ARI	Air Conditioning and Refrigeration Institute (now Air-Conditioning, Heating, & Refrigeration Institute) 2111 Wilson Blvd, Suite 500 Arlington, VA 22201 www.ahrinet.org	703/524-8800
ARMA	Asphalt Roofing Manufacturers Association Public Information Department 750 National Press Building 529 14th Street, NW Washington, DC 20045 www.asphaltroofing.org	202/591-2450
ASA	The Acoustical Society of America ASA Office Manager Suite 1N01 2 Huntington Quadrangle Melville, NY 11747-4502 http://asa.aip.org	516/576-2360
ASCE	American Society of Civil Engineers 1801 Alexander Bell Drive Reston, VA 20191 www.asce.org	800/548-2723 703/295-6300
ASHRAE	American Society of Heating, Refrigerating and Air Conditioning Engineers 1791 Tullie Circle, NE Atlanta, GA 30329-2305 www.ashrae.org	800/527-4723 404/636-8400
ASLA	American Society of Landscape Architects 636 Eye Street, NW Washington, DC 20001-3736 www.asla.org	202/898-2444
ASME	American Society of Mechanical Engineers Three Park Avenue New York, NY 10016-5990 www.asme.org	800/434-2763
ASPE	American Society of Plumbing Engineers 2980 S River Rd. Des Plaines, IL 60018 http://aspe.org	847/296-0002

2019 Fire Alarm Project – Phase 1
Wagner Holt ES and Parklane ES

ASQ	American Society for Quality P.O. Box 3005 Milwaukee, WI 53201-3005 or 600 North Plankinton Avenue Milwaukee, WI 53203 http://asq.org	800/248-1946 414/272-8575
ASSE	American Society of Sanitary Engineering 901 Canterbury, Suite A Westlake, Ohio 44145 www.asse-plumbing.org	440/835-3040
ASTM	ASTM International 100 Barr Harbor Drive PO Box C700 West Conshohocken, PA, 19428-2959 www.astm.org	610/832-9500
AWCI	Association of the Wall and Ceiling Industry 513 West Broad Street, Suite 210 Falls Church, VA 22046 www.awci.org	703/538-1600
AWPA	American Wood Protection Association P.O. Box 361784 Birmingham, AL 35236-1784 www.awpa.com	205/733-4077
AWPI	American Wood Preservers Institute 2750 Prosperity Ave. Suite 550 Fairfax, VA 22031-4312 www.arcat.com	800/356-AWPI 703/204-0500
AWS	American Welding Society 8669 Doral Boulevard, Suite 130 Doral, Florida 33166 www.aws.org	800/443-9353 305/443-9353
AWI	Architectural Woodwork Institute 46179 Westlake Drive, Suite 120 Potomac Falls, VA 20165-5874 www.awinet.org	571/323-3636
AWWA	American Water Works Association 6666 West Quincy Avenue Denver, CO 80235 www.awwa.org	800/926-7337 303/794 7711

2019 Fire Alarm Project – Phase 1
Wagner Holt ES and Parklane ES

BHMA	Builders Hardware Manufacturers Association 355 Lexington Avenue, 15th floor New York, NY 10017 www.buildershardware.com	212/297-2122
BIA	The Brick Industry Association 1850 Centennial Park Drive, Suite 301 Reston, VA 20191 www.gobrick.com	703/620-0010
CGA	Compressed Gas Association 14501 George Carter Way, Suite 103 Chantilly VA 20151-2923 www.cganet.com	703/788-2700
CISCA	Ceilings & Interior Systems Construction Association 1010 Jorie Blvd, Suite 30 Oak Brook, IL 60523 www.cisca.org	630/584-1919
CISPI	Cast Iron Soil Pipe Institute 1064 Delaware Avenue SE Atlanta, GA 30316 www.cispi.org	404/622-0073
CLFMI	Chain Link Fence Manufacturers Institute 10015 Old Columbia Road, Suite B-215 Columbia, MD 21046 www.associationsites.com/main-pub.cfm?usr=clfma	410/290-6267
CPA	Composite Panel Association 19465 Deerfield Avenue, Suite 306 Leesburg, VA 20176 www.compositepanel.org	703/724-1128
CPSC	Consumer Product Safety Commission 4330 East West Highway Bethesda, MD 20814 www.cpsc.gov	301/504-7923 800/638-2772
CRA	California Redwood Association 405 Enfrente Drive, Suite 200 Novato, CA 94949 www.calredwood.org	415/382-0662

2019 Fire Alarm Project – Phase 1
Wagner Holt ES and Parklane ES

CRI	Carpet and Rug Institute P.O. Box 2048 Dalton, Georgia 30722-2048 www.carpet-rug.org	706/278-3176
CRSI	Concrete Reinforcing Steel Institute 933 N. Plum Grove Road Schaumburg, IL 60173 4758 www.crsi.org	847/517-1200
CSI	The Construction Specifications Institute 110 South Union Street, Suite 100 Alexandria VA 22314 www.csinet.org	800/689-2900
CTIOA	Ceramic Tile Institute of America 12061 Jefferson Blvd. Culver City, CA 90230-6219 www.ctioa.org	310/574-7800
DHI	Door and Hardware Institute (formerly National Builders Hardware Association) 14150 Newbrook Dr. Chantilly, VA 20151 www.dhi.org	703/222-2010
DIPRA	Ductile Iron Pipe Research Association 2000 2nd Avenue, South Suite 429 Birmingham, AL 35233 www.dipra.org	205/402-8700
DOC	U.S. Department of Commerce 1401 Constitution Ave., NW Washington, D.C. 20230 www.commerce.gov	202/482-2000
DOT	U.S. Department of Transportation 1200 New Jersey Avenue, SE Washington, DC 20590 www.dot.gov	855/368-4200
EJMA	Expansion Joint Manufacturers Association, Inc. 25 North Broadway Tarrytown, NY 10591 www.ejma.org	914/332-0040

2019 Fire Alarm Project – Phase 1
Wagner Holt ES and Parklane ES

EPA	Environmental Protection Agency Ariel Rios Building 1200 Pennsylvania Avenue, N.W. Washington, DC 20460 www.epa.gov	202/272-0167
FCICA	Floor Covering Installation Contractors Association 7439 Millwood Drive West Bloomfield, MI 48322 www.fcica.com	248/661-5015 877/TO-FCICA
FM Global	Factory Mutual Insurance Company Amy Daley Global Practice Leader – Education, Public Entities, Health Care FM Global 270 Central Avenue Johnston, RI 02919-4949 www.fmglobal.com	401/275-3000 401/275-3029
FS	General Services Administration (GSA) Index of Federal Specifications, Standards and Commercial Item Descriptions 470 East L'Enfant Plaza, SW, Suite 8100 Washington, DC 20407 www.gsa.gov	202/619-8925
GA	The Gypsum Association 6525 Belcrest Road, Suite 480 Hyattsville, MD 20782 www.gypsum.org	301/277-8686
GANA	Glass Association of North America 800 SW Jackson St., Suite 1500 Topeka, KS 66612-1200 www.glasswebsite.com	785/271-0208
HMA	Hardwood Manufacturers Association 665 Rodi Road, Suite 305 Pittsburgh, PA 15235 http://hmamembers.org	412/244-0440
HPVA	Hardwood Plywood & Veneer Association 1825 Michael Faraday Drive Reston, Virginia 20190 www.hpva.org	703/435-2900

IAPMO	International Association of Plumbing and Mechanical Officials (formerly the Western Plumbing Officials Association) 4755 E. Philadelphia St. Ontario, CA 91761 www.iapmo.org	909/472-4100
ICC	International Code Council 500 New Jersey Avenue, NW, 6th Floor Washington, DC 20001 www.iccsafe.org	888/422-7233
IEEE	Institute of Electrical and Electronics Engineers 3 Park Avenue, 17th Floor New York, NY 10016-5997 www.ieee.org	212/419-7900
IES	Illuminating Engineering Society 120 Wall Street, Floor 17 New York, NY 10005-4001 www.ies.org	212/248-5000
ITRK	Intertek Testing Services 3933 US Route 11 Cortland, NY 13045 www.intertek.com	607/753-6711
MCAA	Mechanical Contractors Association of America 1385 Piccard Drive Rockville, MD 20850 www.mcaa.org	301/869-5800
MIA	Marble Institute of America 28901 Clemens Rd, Ste 100 Cleveland, OH 44145 www.marble-institute.com	440/250-9222
MMPA (formerly WMMPA)	Moulding & Millwork Producers Association (formerly Wood Moulding & Millwork Producers Association) 507 First Street Woodland, CA 95695 www.wmmpa.com	530/661-9591 800/550-7889

2019 Fire Alarm Project – Phase 1
Wagner Holt ES and Parklane ES

MSS	Manufacturers Standardization Society (MSS) of the Valve and Fittings Industry 127 Park Street, NE Vienna, VA 22180-4602 http://mss-hq.org	703/281-6613
NAAMM	National Association of Architectural Metal Manufacturers 800 Roosevelt Rd. Bldg. C, Suite 312 Glen Ellyn, IL 60137 www.naamm.org	630/942-6591
NAIMA	North American Insulation Manufacturers Association 44 Canal Center Plaza, Suite 310 Alexandria, VA 22314 www.naima.org	703/684-0084
NAPA	National Asphalt Pavement Association 5100 Forbes Blvd. Lanham, MD USA 20706-4407 www.asphaltpavement.org	888/468-6499 301/731-4748
NCSPA	National Corrugated Steel Pipe Association 14070 Proton Road, Suite 100 LB9 Dallas, TX 75244 www.ncspa.org	972/850-1907
NCMA	National Concrete Masonry Association 13750 Sunrise Valley Drive Herndon, VA 20171-4662 www.ncma.org	703/713-1900
NEBB	National Environmental Balancing Bureau 8575 Grovemont Circle Gaithersburg, MD 20877 www.nebb.org	301/977-3698
NECA	National Electrical Contractors Association 3 Bethesda Metro Center, Suite 1100 Bethesda, MD 20814 www.necanet.org	301/657-3110
NEMA	National Electrical Manufacturers Association 1300 North 17th Street, Suite 1752 Rosslyn, Virginia 22209 www.nema.org	703/841-3200

2019 Fire Alarm Project – Phase 1
Wagner Holt ES and Parklane ES

NEII	National Elevator Industry, Inc. 1677 County Route 64 P.O. Box 838 Salem, New York 12865-0838 www.neii.org	518/854-3100
NFPA	National Fire Protection Association 1 Batterymarch Park Quincy, Massachusetts USA 02169-7471 www.nfpa.org	617/770-3000
NHLA	National Hardwood Lumber Association PO Box 34518 Memphis, TN 38184 www.nhla.com	901/377-1818
NIA	National Insulation Association 12100 Sunset Hills Road, Suite 330 Reston, VA 20190 www.insulation.org	703/464-6422
NRCA	National Roofing Contractors Association 10255 W. Higgins Road, Suite 600 Rosemont, IL 60018-5607 www.nrca.net	847/299-9070
NSF	NSF International P.O. Box 130140 789 N. Dixboro Road Ann Arbor, MI 48113-0140, USA www.nsf.org	800/673-6275 734/769-8010
NTMA	National Terrazzo and Mosaic Association PO Box 2605 Fredericksburg, TX 78624 www.ntma.com	800/323-9736
OSHA	Occupational Safety and Health Act U.S. Department of Labor Occupational Safety & Health Administration 200 Constitution Ave., NW Washington, D.C. 20210 www.osha.gov	800/321-OSHA (6742)

2019 Fire Alarm Project – Phase 1
Wagner Holt ES and Parklane ES

PCA	Portland Cement Association 5420 Old Orchard Road Skokie, IL 60077 or 500 New Jersey Ave., N.W. 7 th Floor Washington, D.C. 20001 www.cement.org	847/966-6200 202/408-9494
PCI	Precast/Prestressed Concrete Institute 200 W. Adams St. #2100 Chicago, IL 60606 www.pci.org	312/786-0300
PDCA	Painting and Decorating Contractors of America 2316 Millpark Drive, Ste 220 Maryland Heights, MO 63043 www.pdca.com	800/332-PDCA (7322) 314/514-7322
PDI	Plumbing & Drainage Institute 800 Turnpike Street, Suite 300 North Andover, MA 01845 http://pdionline.org	978/557-0720 800/589-8956
PEI	Porcelain Enamel Institute, Inc. P.O. Box 920220 Norcross, GA 30010 www.porcelainenamel.com	770/676-9366
PG&E	Pacific Gas & Electric Company www.pge.com	800/743-5000
PLANET	Professional Landcare Network 950 Herndon Parkway, Suite 450 Herndon, Virginia 20170 www.landcarenetwork.org	703/736-9666 800/395-2522 703/736-9668
RFCI	Resilient Floor Covering Institute 115 Broad Street, Suite 201 La Grange GA 30240 www.rfci.com	706/882-3833
RIS	Redwood Inspection Service 818 Grayson Road, Suite 201 Pleasant Hill, CA 94523 www.redwoodinspection.com	925/935-1499
SDI	Steel Deck Institute P.O. Box 25 Fox River Grove, IL 60021 www.sdi.org	847/458-4647

2019 Fire Alarm Project – Phase 1
Wagner Holt ES and Parklane ES

SDI	Steel Door Institute 30200 Detroit Road Westlake, Ohio 44145 www.steeldoor.org	440/899-0010
SJI	Steel Joist Institute 234 W. Cheves Street Florence, SC 29501 http://steeljoist.org	843/407-4091
SMA	Stucco Manufacturers Association 500 East Yale Loop Irvine, CA 92614 www.stuccomfgassoc.com	949/387.7611
SMACNA	Sheet Metal and Air Conditioning Contractors' National Association 4201 Lafayette Center Drive Chantilly, Virginia 20151-1219 www.smacna.org	703/803-2980
SPI	SPI: The Plastics Industry Trade Association, Inc. 1667 K St., NW, Suite 1000 Washington, DC 20006 www.plasticsindustry.org	202/974-5200
SSPC	Society for Protective Coatings (formerly the Steel Structures Painting Council) 40 24th St 6th Fl Pittsburgh, PA 15222 www.sspc.org	412/281-2331 877/281-7772
TCA	The Tile Council of North America 100 Clemson Research Blvd. Anderson, SC 29625 www.tcnatile.com	864/646-8453
TPI	Truss Plate Institute 218 North Lee Street, Suite 312 Alexandria, VA 22314 www.tpinst.org	703/683-1010
TPI	Turfgrass Producers International 2 East Main Street East Dundee, IL 60118 www.turfgrasssod.org	800/405-8873 847/649-5555

2019 Fire Alarm Project – Phase 1
Wagner Holt ES and Parklane ES

TCIA	Tree Care Industry Association (formerly the National Arborist Association) 136 Harvey Road, Suite 101 Londonderry, NH 03053 www.tcia.org	800/733-2622
TVI	The Vermiculite Institute c/o The Schundler Company 150 Whitman Avenue Edison, NJ. 08817 www.vermiculiteinstitute.org	732/287-2244
UL	Underwriters Laboratories Inc. 333 Pfingsten Road Northbrook, IL 60062-2096 www.ul.com	847/272-8800 877/854-3577
UNI	Uni-Bell PVC Pipe Association 2711 LBJ Freeway, Suite 1000 Dallas, TX 75234 www.uni-bell.org	972/243-3902
USDA	U.S. Department of Agriculture 1400 Independence Ave., S.W. Washington, DC 20250 www.usda.gov	202/720-2791
WA	Wallcoverings Association 401 North Michigan Avenue Suite 2200 Chicago, IL 60611 www.wallcoverings.org	312/321-5166

2019 Fire Alarm Project – Phase 1
Wagner Holt ES and Parklane ES

WCLIB	West Coast Lumber Inspection Bureau P.O. Box 23145 Portland, OR 97281 or 6980 S.W. Varns Tigard, OR 97223 www.wclib.org	503/639-0651
WCMA	Window Covering Manufacturers Association 355 Lexington Avenue 15th Floor New York, New York 10017 www.wcmanet.org	212/297-2122
WDMA	Window & Door Manufacturers Association 401 N. Michigan Avenue, Suite 2200 Chicago, IL 60611 or 2025 M Street, NW, Ste. 800 Washington, D.C. 20036-3309 www.wdma.com	312/321-6802 202/367-1157
WI	Woodwork Institute P.O. Box 980247 West Sacramento, CA 95798 www.wicnet.org	916/372-9943
WRI	Wire Reinforcement Institute 942 Main Street Hartford, CT 06103 www.wirereinforcementinstitute.org	860/240-9545
WWCA	Western Wall & Ceiling Contractors Association 1910 N. Lime St. Orange, California 92865 www.wwcca.org	714/221-5520
WWPA	Western Wood Products Association 522 SW Fifth Ave., Suite 500 Portland, OR 97204-2122 www2.wwpa.org	503/224-3930

PART 2 - PRODUCTS Not Used.

PART 3 - EXECUTION Not Used.

END OF DOCUMENT

DOCUMENT 01 43 00

MATERIALS AND EQUIPMENT

PART 1 - GENERAL

1.01 RELATED DOCUMENTS AND PROVISIONS

All Contract Documents should be reviewed for applicable provisions related to the provisions in this document, including without limitation:

- A. General Conditions, including, without limitation, Purchase of Materials and Equipment;
- B. Special Conditions;
- C. Imported Materials Certification.

1.02 MATERIAL AND EQUIPMENT

- A. Only items approved by the District and/or Design Professional shall be used.
- B. Contractor shall submit lists of products and other product information in accordance with the Contract Documents, including, without limitation, the provisions regarding the submittals.

1.03 MATERIAL AND EQUIPMENT COLORS

- A. The District and/or Architect will provide a schedule of colors.
- B. No individual color selections will be made until after approval of all pertinent materials and equipment and after receipt of appropriate samples in accordance with the Contract Documents, including, without limitation, the provisions regarding the submittals.
- C. Contractor shall request priority in writing for any item requiring advance ordering to maintain the approved Construction Schedule.

1.04 DELIVERY, STORAGE, AND HANDLING

- A. Contractor shall deliver manufactured materials in original packages, containers, or bundles (with seals unbroken), bearing name or identification mark of manufacturer.
- B. Contractor shall deliver fabrications in as large assemblies as practicable; where specified as shop-primed or shop-finished, package or crate as required to preserve such priming or finish intact and free from abrasion.
- C. Contractor shall store materials in such a manner as necessary to properly protect them from damage. Materials or equipment damaged by handling, weather, dirt, or from any other cause will not be accepted.

- D. Materials are not acceptable that have been warehoused for long periods of time, stored or transported in improper environment, improperly packaged, inadequately labeled, poorly protected, excessively shipped, deviated from normal distribution pattern, or reassembled.
- E. Contractor shall store material so as to cause no obstructions of sidewalks, roadways, access to the Site or buildings, and underground services. Contractor shall protect material and equipment furnished under Contract.
- F. Contractor may store materials on Site with prior written approval by the District, all material shall remain under Contractor's control and Contractor shall remain liable for any damage to the materials. Should the Project Site not have storage area available, the Contractor shall provide for off-site storage at a bonded warehouse and with appropriate insurance coverage at no cost to District.
- G. When any room in Project is used as a shop or storeroom, the Contractor shall be responsible for any repairs, patching, or cleaning necessary due to that use. Location of storage space shall be subject to prior written approval by District.

PART 2 - PRODUCTS

2.01 MANUFACTURERS

- A. Manufacturers listed in various sections of Contract Documents are names of those manufacturers that are believed to be capable of supplying one or more of items specified therein.
- B. The listing of a manufacturer does not imply that every product of that manufacturer is acceptable as meeting the requirements of the Contract Documents.

2.02 FACILITIES AND EQUIPMENT

Contractor shall provide, install, maintain, and operate a complete and adequate facility for handling, the execution, disposal, and distribution of material and equipment as required for proper and timely performance of Work connected with Contract.

2.03 MATERIAL REFERENCE STANDARDS

Where material is specified solely by reference to "standard specifications" and if requested by District, Contractor shall submit for review data on actual material proposed to be incorporated into Work of Contract listing name and address of vendor, manufacturer, or producer, and trade or brand names of those materials, and data substantiating compliance with standard specifications.

PART 3 - EXECUTION

3.01 WORKMANSHIP

- A. Where not more specifically described in any other Contract Documents, workmanship shall conform to methods and operations of best standards and accepted practices of trade or trades involved and shall include items of fabrication, construction, or installation regularly furnished or required for completion (including finish and for successful operation, as intended).
- B. Work shall be executed by tradespersons skilled in their respective lines of Work. When completed, parts shall have been durably and substantially built and present a neat appearance.

3.02 COORDINATION

- A. Contractor shall coordinate installation of Work so as to not interfere with installation of others. Adjustment or rework because of Contractor's failure to coordinate will be at no additional cost to District.
- B. Contractor shall examine in-place work for readiness, completeness, fitness to be concealed or to receive other work, and in compliance with Contract Documents. Concealing or covering Work constitutes acceptance of additional cost which will result should in-place Work be found unsuitable for receiving other Work or otherwise deviating from the requirements of the Contract Documents.

3.03 COMPLETENESS

Contractor shall provide all portions of the Work, unless clearly stated otherwise, installed complete and operational with all elements, accessories, anchorages, utility connections, etc., in manner to assure well-balanced performance, in accordance with manufacturer's recommendations and by Contract Documents. For example, electric water coolers require water, electricity, and drain services; roof drains require drain system; sinks fit within countertop, etc. Terms such as "installed complete," "operable condition," "for use intended," "connected to all utilities," "terminate with proper cap," "adequately anchored," "patch and refinish," "to match similar," should be assumed to apply in all cases, except where completeness of functional or operable condition is specifically stated as not required.

3.04 APPROVED INSTALLER OR APPLICATOR

Installation by a manufacturer's approved installer or applicator is an understood part of Specifications and only approved installer or applicator is to provide on-site Work where specified manufacturer has on-going program of approving (i.e. certifying, bonding, re-warranting) installers or applicators. Newly established relationships between a manufacturer and an installer or applicator who does not have other approved applicator work in progress or completed is not approved for this Project.

3.05 MANUFACTURER'S RECOMMENDATIONS

All installations shall be in accordance with manufacturer's published recommendations and specific written directions of manufacturer's representative. Should Contract Documents differ from recommendations of manufacturer or directions of his representative, Contractor shall analyze differences, make recommendations to the District and the Architect in writing, and shall not proceed until interpretation or clarification has been issued by the District and/or the Architect.

END OF DOCUMENT

DOCUMENT 01 45 00

QUALITY CONTROL

PART 1 - GENERAL

1.01 RELATED DOCUMENTS AND PROVISIONS:

All Contract Documents should be reviewed for applicable provisions related to the provisions in this document, including without limitation:

- A. General Conditions, including, without limitation, Inspector, Inspections and Tests, Uncovering of Work and Non-conforming of Work and Correction of Work;
- B. Special Conditions.

1.02 RELATED CODES:

- A. The Work is governed by requirements of Title 24, California Code of Regulations ("CCR"), and the Contractor shall keep a copy of these available at the job Site for ready reference during construction.
- B. The Division of the State Architect ("DSA") shall be notified at or before the start of construction.

1.03 OBSERVATION AND SUPERVISION:

- A. The District and Architect or their appointed representatives will review the Work and the Contractor shall provide facilities and access to the Work at all times as required to facilitate this review. Administration by the Architect and any consulting Structural Engineer will be in accordance with applicable regulations, including, without limitation, CCR, Part 1, Title 24, Section 4-341.
- B. One or more Project Inspector(s) approved by DSA and employed by or in contract with the District, referred to hereinafter as the "Project Inspector", will observe the work in accordance with CCR, Part 1, Title 24, Sections 4-333(b) and 4-342:
 - (1) The Project Inspector and Special Inspector(s) shall have access to the Work wherever it is in preparation or progress for ascertaining that the Work is in accordance with the Contract Documents and all applicable code sections. The Contractor shall provide facilities and operation of equipment as needed, and access as required and shall provide assistance for sampling or measuring materials.
 - (2) The Project Inspector will notify the District and Architect and call the attention of the Contractor to any observed failure of Work or material to conform to Contract Documents.
 - (3) The Project Inspector shall observe and monitor all testing and inspection activities required.

The Contractor shall conform with all applicable laws as indicated in the Contract Documents, including, without limitation, to CCR, Part 1, Title 24, Section 4-343. The Contractor shall supervise and direct the Work and maintain a competent superintendent on the job who is authorized to act in all matters pertaining to the Work. The Contractor's superintendent shall also inspect all materials, as they arrive, for compliance with the Contract Documents. Contractor shall reject defective Work or materials immediately upon delivery or failure of the Work or material to comply with the Contract Documents. The Contractor shall submit verified reports as indicated in the Contract Documents, including, without limitation, the Specifications and as required by Part 1, Title 24, Section 4-336.

1.04 TESTING AGENCIES:

- A. Testing agencies and tests shall be in conformance with the General Documents and the requirements of Part 1, Title 24, Section 4- 335.
- B. Testing and inspection in connection with earthwork shall be under the direction of the District's consulting soils engineer, if any, referred to hereinafter as the "Soils Engineer."
- C. Testing and inspection of construction materials and workmanship shall be performed by a qualified laboratory, referred to hereinafter as the "Testing Laboratory." The Testing Laboratory shall be under direction of an engineer registered in the State of California, shall conform to requirements of ASTM E329, and shall be employed by or in contract with the District.

1.05 TESTS AND INSPECTIONS:

- A. The Contractor shall be responsible for notifying the District and Project Inspector of all required tests and inspections. Contractor shall notify the District and Project Inspector at least seventy-two hours (72) hours in advance of performing any Work requiring testing or inspection.
- B. The Contractor shall provide access to Work to be tested and furnish incidental labor, equipment, and facilities to facilitate all inspections and tests.
- C. The District will pay for first inspections and tests required by the "CCR", and other inspections or tests that the District and/or the Architect may direct to have made, including the following principal items:
 - (1) Tests and observations for earthwork and paving.
 - (2) Tests for concrete mix designs, including tests of trial batches.
 - (3) Tests and inspections for structural steel work.
 - (4) Field tests for framing lumber moisture content.
 - (5) Additional tests directed by the District that establish that materials and installation comply with the Contract Documents.
 - (6) Tests and observations of welding and expansion anchors.

- D. The District may at its discretion, pay and then back charge the Contractor for:
 - (1) Retests or reinspections, if required, and tests or inspections required due to Contractor error or lack of required identifications of material.
 - (2) Uncovering of work in accordance with Contract Documents.
 - (3) Testing done on weekends, holidays, and overtime will be chargeable to the Contractor for the overtime portion.
 - (4) Testing done off Site.
- E. Testing and inspection reports and certifications:
 - (1) If initially received by Contractor, Contractor shall provide to each of the following a copy of the agency or laboratory report of each test or inspection or certification.
 - (a) The District;
 - (b) The Construction Manager, if any;
 - (c) The Architect;
 - (d) The Consulting Engineer, if any;
 - (e) Other engineers on the Project, as appropriate;
 - (f) The Project Inspector; and
 - (g) The Contractor.
 - (2) When the test or inspection is one required by the CCR, a copy of the report shall also be provided to the DSA.

PART 2 – PRODUCTS Not Used.

PART 3 - EXECUTION Not Used.

END OF DOCUMENT

DOCUMENT 01 50 00

TEMPORARY FACILITIES AND CONTROLS

PART 1 – GENERAL

1.01 RELATED DOCUMENTS AND PROVISIONS:

All Contract Documents should be reviewed for applicable provisions related to the provisions in this document, including without limitation:

- A. General Conditions;
- B. Special Conditions;
- C. Site Standards; and
- D. Construction Waste Management and Disposal.

1.02 TEMPORARY UTILITIES:

- A. Electric Power and Lighting:
 - (1) Contractor will pay for power during the course of the Work. To the extent power is available in the building(s) or on the Site, Contractor may use the District's existing utilities by making prearranged payments to the District for the utilities used by Contractor and all Subcontractors. Contractor shall be responsible for providing temporary facilities required to deliver that power service from its existing location in the building(s) or on the Site to point of intended use.
 - (2) Contractor shall verify characteristics of power available in building(s) or on the Site. Contractor shall take all actions required to make modifications where power of higher voltage or different phases of current are required. Contractor shall be fully responsible for providing that service and shall pay all costs required therefor.
 - (3) Contractor shall furnish, wire for, install, and maintain temporary electrical lights wherever it is necessary to provide illumination for the proper performance and/or observation of the Work: a minimum of 20 foot-candles for rough work and 50 foot-candles for finish work.
 - (4) Contractor shall be responsible for maintaining existing lighting levels in the project vicinity should temporary outages or service interruptions occur.
- B. Heat and Ventilation:
 - (1) Contractor shall provide temporary heat to maintain environmental conditions to facilitate progress of the Work, to meet specified minimum conditions for the installation and curing of materials, and to

protect materials and finishes from damage due to improper temperature and humidity conditions. Portable heaters shall be standard units complete with controls.

- (2) Contractor shall provide forced ventilation and dehumidification, as required, of enclosed areas for proper installation and curing of materials, to disperse humidity, and to prevent hazardous accumulations of dust, fumes, vapors, and gases.
- (3) Contractor shall pay the costs of installation, maintenance, operation, and removal of temporary heat and ventilation, including costs for fuel consumed, required for the performance of the Work.

C. Water:

- (1) Contractor shall pay for water used during the course of the Work. Contractor shall coordinate and pay for installation or use of water meter in compliance with local water agency requirements. To the extent water is then available in the building(s) or on the Site, Contractor may use the District's existing utilities by making prearranged payments to the District for the utilities used by Contractor and all Subcontractors. Contractor shall be responsible for providing temporary facilities required to deliver such utility service from its existing location in the building(s), on the Site, or other location approved by the local water agency, to point of intended use.
- (2) Contractor shall use backflow preventers on water lines at point of connection to District's water supply. Backflow preventers shall comply with requirements of Uniform Plumbing Code.
- (3) Contractor shall make potable water available for human consumption.

D. Sanitary Facilities:

- (1) Contractor shall provide sanitary temporary facilities in no fewer numbers than required by law and such additional facilities as may be directed by the Inspector for the use of all workers. The facilities shall be maintained in a sanitary condition at all times and shall be left at the Site until removal is directed by the Inspector or Contractor completes all other work at the Site.
- (2) Use of toilet facilities in the Work under construction shall not be permitted except by consent of the Inspector and the District.

E. Telephone Service:

- (1) Contractor shall arrange with local telephone service company for telephone service as required for the performance of the Work. Contractor shall, at a minimum, provide in its field office one line for telephone and one line for fax machine.
- (2) Contractor shall pay the costs for telephone and fax lines installation, maintenance, service, and removal.

F. Fire Protection:

- (1) Contractor shall provide and maintain fire extinguishers and other equipment for fire protection. Such equipment shall be designated for use for fire protection only and shall comply with all requirements of the California Fire, State Fire Marshall and/or its designee.
- (2) Where on-site welding and burning of steel is unavoidable, Contractor shall provide protection for adjacent surfaces.

G. Trash Removal:

- (1) Contractor shall provide trash removal on a timely basis. Under no circumstance shall Contractor use District trash service.

H. Field Office:

- (1) If Contractor chooses to provide a field office, it shall be an acceptable construction trailer that is well-lit and ventilated. The construction trailer shall be equipped with shelves, desks, filing cabinet, chairs, and such other items of equipment needed. Trailer and equipment are the property of the Contractor and must be removed from the Site upon completion of the Work.
- (2) Contractor shall provide any additional electric lighting and power required for the trailer. Contractor shall make adequate provisions for heating and cooling as required.

I. Temporary Facilities:

- (1) Contractor to provide temporary fencing necessary to secure the work site, and provide portable toilets.

1.03 CONSTRUCTION AIDS:

A. Plant and Equipment:

- (1) Contractor shall furnish, operate, and maintain a complete plant for fabricating, handling, conveying, installing, and erecting materials and equipment; and for conveyances for transporting workers. Include elevators, hoists, debris chutes, and other equipment, tools, and appliances necessary for performance of the Work.
- (2) Contractor shall maintain plant and equipment in safe and efficient operating condition. Damages due to defective plant and equipment, and uses made thereof, shall be repaired by Contractor at no expense to the District.

B. None of the District's tools and equipment shall be used by Contractor for the performance of the Work.

1.04 BARRIERS AND ENCLOSURES:

- A. Contractor shall obtain the District's written permission for locations and types of temporary barriers and enclosures, including fire-rated materials proposed for use, prior to their installation.
- B. Contractor shall provide and maintain temporary enclosures to prevent public entry and to protect persons using other buildings and portions of the Site and/or Premises, the public, and workers. Contractor shall also protect the Work and existing facilities from the elements, and adjacent construction and improvements, persons, and trees and plants from damage and injury from demolition and construction operations.
- C. Contractor shall provide site access to existing facilities for persons using other buildings and portions of the Site, the public, and for deliveries and other services and activities.
- D. Tree and Plant Protection:
 - (1) Contractor shall preserve and protect existing trees and plants on the Premises that are not designated or required to be removed, and those adjacent to the Premises.
 - (2) Contractor shall provide barriers to a minimum height of 4'-0" around drip line of each tree and plant, around each group of trees and plants, as applicable, in the proximity of demolition and construction operations, or as denoted on the Plans.
 - (3) Contractor shall not park trucks, store materials, perform Work or cross over landscaped areas. Contractor shall not dispose of paint thinners, water from cleaning, plastering or concrete operations, or other deleterious materials in landscaped areas, storm drain systems, or sewers. Plant materials damaged as a result of the performance of the Work shall, at the option of the District and at Contractor's expense, either be replaced with new plant materials equal in size to those damaged or by payment of an amount representing the value of the damaged materials as determined by the District.
 - (4) Contractor shall remove soil that has been contaminated during the performance of the Work by oil, solvents, and other materials which could be harmful to trees and plants, and replace with good soil, at Contractor's expense.
 - (5) Excavation around Trees:
 - (a) Excavation within drip lines of trees shall be done only where absolutely necessary and with written permission from the District.
 - (b) Where trenching for utilities is required within drip lines, tunneling under and around roots shall be by hand digging and shall be approved by the District. Main lateral roots and taproots shall not be cut. All roots 2 inches in diameter and

larger shall be tunneled under and heavily wrapped with wet burlap so as to prevent scarring or excessive drying. Smaller roots that interfere with installation of new work may be cut with prior approval by the District. Roots must first be cut with a Vermeer, or equivalent, root cutter prior to any trenching.

- (c) Where excavation for new construction is required within drip line of trees, hand excavation shall be employed to minimize damage to root system. Roots shall be relocated in backfill areas wherever possible. If encountered immediately adjacent to location of new construction, roots shall be cut approximately 6 inches back from new construction.
- (d) Approved excavations shall be carefully backfilled with the excavated materials approved for backfilling. Backfill shall conform to adjacent grades without dips, sunken areas, humps, or other surface irregularities. Do not use mechanical equipment to compact backfill. Tamp carefully using hand tools, refilling and tamping until Final Acceptance as necessary to offset settlement.
- (e) Exposed roots shall not be allowed to dry out before permanent backfill is placed. Temporary earth cover shall be provided, or roots shall be wrapped with four layers of wet, untreated burlap and temporarily supported and protected from damage until permanently relocated and covered with backfill.
- (f) Accidentally broken roots should be sawed cleanly 3 inches behind ragged end.

1.05 SECURITY:

The Contractor shall be responsible for project security for materials, tools, equipment, supplies, and completed and partially completed Work.

1.06 TEMPORARY CONTROLS:

A. Noise Control:

- (1) Contractor acknowledges that adjacent facilities may remain in operation during all or a portion of the Work period, and it shall take all reasonable precautions to minimize noise as required by applicable laws and the Contract Documents.
- (2) Notice of proposed noisy operations, including without limitation, operation of pneumatic demolition tools, concrete saws, and other equipment, shall be submitted to the District a minimum of forty-eight (48) hours in advance of their performance.

B. Noise and Vibration:

- (1) Equipment and impact tools shall have intake and exhaust mufflers.

- (2) Contractor shall cooperate with District to minimize and/or cease the use of noisy and vibratory equipment if that equipment becomes objectionable by its longevity.

C. Dust and Dirt:

- (1) Contractor shall conduct demolition and construction operations to minimize the generation of dust and dirt, and prevent dust and dirt from interfering with the progress of the Work and from accumulating in the Work and adjacent areas including, without limitation, occupied facilities.
- (2) Contractor shall periodically water exterior demolition and construction areas to minimize the generation of dust and dirt.
- (3) Contractor shall ensure that all hauling equipment and trucks carrying loads of soil and debris shall have their loads sprayed with water or covered with tarpaulins, and as otherwise required by local and state ordinance.
- (4) Contractor shall prevent dust and dirt from accumulating on walks, roadways, parking areas, and planting, and from washing into sewer and storm drain lines.

D. Water:

- (1) Contractor shall not permit surface and subsurface water, and other liquids, to accumulate in or about the vicinity of the Premises. Should accumulation develop, Contractor shall control the water or other liquid, and suitably dispose of it by means of temporary pumps, piping, drainage lines, troughs, ditches, dams, or other methods.

E. Pollution:

- (1) No burning of refuse, debris, or other materials shall be permitted on or in the vicinity of the Premises.
- (2) Contractor shall comply with applicable regulatory requirements and anti-pollution ordinances during the conduct of the Work including, without limitation, demolition, construction, and disposal operations.

F. Lighting:

- (1) If portable lights are used after dark, all light must be located so as not to direct light into neighboring property.

1.07 JOB SIGN(S):

A. General:

- (1) Contractor shall provide and maintain a Project identification sign with the design, text, and colors designated by the District and/or the Design Professional; locate sign as approved by the District.

- (2) Signs other than the specified Project sign and or signs required by law, for safety, or for egress, shall not be permitted, unless otherwise approved in advance by the District.

B. Materials:

- (1) Structure and Framing: Structurally sound, new or used wood or metal; wood shall be nominal 3/4-inch exterior grade plywood.
- (2) Sign Surface: Minimum 3/4-inch exterior grade plywood.
- (3) Rough Hardware: Galvanized.
- (4) Paint: Exterior quality, of type and colors selected by the District and/or the Design Professional.

C. Fabrication:

- (1) Contractor shall fabricate to provide smooth, even surface for painting.
- (2) Size: 4'-0" x 8'-0", unless otherwise indicated.
- (3) Contractor shall paint exposed surfaces of supports, framing, and surface material with exterior grade paint: one coat of primer and one coat of finish paint.
- (4) Text and Graphics: As indicated.

1.08 PUBLICITY RELEASES:

- A. Contractor shall not release any information, story, photograph, plan, or drawing relating information about the Project to anyone, including press and other public communications medium, including, without limitation, on website(s) without the written permission of the District.

PART 2 – PRODUCTS Not used.

PART 3 – EXECUTION Not used.

END OF DOCUMENT

DOCUMENT 01 50 13

CONSTRUCTION WASTE MANAGEMENT AND DISPOSAL

PART 1 - GENERAL

1.01 RELATED DOCUMENTS AND PROVISIONS:

All Contract Documents should be reviewed for applicable provisions related to the provisions in this document, including without limitation:

- A. General Conditions;
- B. Special Conditions; and
- C. Temporary Facilities and Controls.

1.02 SECTION INCLUDES:

- A. Administrative and procedural requirements for the following:
 - (1) Salvaging non-hazardous construction waste.
 - (2) Recycling non-hazardous construction waste.
 - (3) Disposing of non-hazardous construction waste.

1.03 DEFINITIONS:

- A. Construction Waste: Building and site improvement materials and other solid waste resulting from construction, remodeling, renovation, or repair operations. Construction waste includes packaging.
- B. Demolition Waste: Building and site improvement materials resulting from demolition or selective demolition operations.
- C. Disposal: Removal off-site of demolition and construction waste and subsequent sale, recycling, reuse, or deposit in landfill or incinerator acceptable to authorities having jurisdiction.
- D. Recycle: Recovery of demolition or construction waste for subsequent processing in preparation for reuse.
- E. Salvage: Recovery of demolition or construction waste and subsequent sale or reuse in another facility.
- F. Salvage and Reuse: Recovery of demolition or construction waste and subsequent incorporation into the Work.

1.04 PERFORMANCE REQUIREMENTS:

- A. General: Develop waste management plan that results in end-of Project rates for salvage/recycling of sixty-five percent (65%) by weight (or by volume, but not a combination) of total waste generated by the Work.

1.05 SUBMITTALS:

- A. Waste Management Plan: Submit waste management plan within 30 days of date established for commencement of the Work.
- B. Waste Reduction Progress Reports: Concurrent with each Application for Payment, submit copies of report. Include the following information:
 - (1) Material category.
 - (2) Generation point of waste.
 - (3) Total quantity of waste in tons or cubic yards.
 - (4) Quantity of waste salvaged, both estimated and actual in tons or cubic yards.
 - (5) Quantity of waste recycled, both estimated and actual in tons or cubic yards.
 - (6) Total quantity of waste recovered (salvaged plus recycled) in tons or cubic yards.
 - (7) Total quantity of waste recovered (salvaged plus recycled) as a percentage of total waste.
- C. Waste Reduction Calculations: Before request for final payment, submit copies of calculated end-of-Project rates for salvage, recycling, and disposal as a percentage of total waste generated by the Work.
- D. Records of Donations: Indicate receipt and acceptance of salvageable waste donated to individuals and organizations. Indicate whether organization is tax exempt.
- E. Records of Sales: Indicate receipt and acceptance of salvageable waste sold to individuals and organizations. Indicate whether organization is tax exempt.
- F. Recycling and Processing Facility Records: Indicate receipt and acceptance of recyclable waste by recycling and processing facilities licensed to accept them. Include manifests, weight tickets, receipts, and invoices.
- G. Landfill and Incinerator Disposal Records: Indicate receipt and acceptance of waste by landfills and incinerator facilities licensed to accept them. Include manifests, weight tickets, receipts, and invoices.

- H. CHPS Submittal: Not used
- I. Qualification Data: For Waste Management Coordinator.
- J. Statement of Refrigerant Recovery: Signed by refrigerant recovery technician responsible for recovering refrigerant, stating that all refrigerant that was present was recovered and that recovery was performed according to EPA regulations. Include name and address of technician and date refrigerant was recovered.
- K. Submittal procedures and quantities are specified in Document 01 33 00.

1.06 QUALITY ASSURANCE:

- A. Waste Management Coordinator Qualifications: LEED Accredited Professional by U.S. Green Building Council.
- B. Regulatory Requirements: Comply with hauling and disposal regulations of authorities having jurisdiction.
- C. Waste Management Conference: Conduct conference at Project site to comply with requirements. Review methods and procedures related to waste management including, but not limited to, the following:
 - (1) Review and discuss waste management plan including responsibilities of Waste Management Coordinator.
 - (2) Review requirements for documenting quantities of each type of waste and its disposition.
 - (3) Review and finalize procedures for materials separation and verify availability of containers and bins needed to avoid delays.
 - (4) Review procedures for periodic waste collection and transportation to recycling and disposal facilities.
 - (5) Review waste management requirements for each trade.

1.07 WASTE MANAGEMENT PLAN:

- A. General: Develop plan consisting of waste identification, waste reduction work plan, and cost/revenue analysis. Indicate quantities by weight or volume, but use same units of measurement throughout waste management plan.
- B. Waste Identification: Indicate anticipated types and quantities of site-clearing and construction waste generated by the Work. Include estimated quantities and assumptions for estimates.
- C. Waste Reduction Work Plan: List each type of waste and whether it will be salvaged, recycled, or disposed of in landfill or incinerator. Include points of

waste generation, total quantity of each type of waste, quantity for each means of recovery, and handling and transportation procedures.

- (1) Salvaged Materials for Reuse: For materials that will be salvaged and reused in this Project, describe methods for preparing salvaged materials before incorporation into the Work.
- (2) Salvaged Materials for Sale: For materials that will be sold to individuals and organizations, include list of their names, addresses, and telephone numbers.
- (3) Salvaged Materials for Donation: For materials that will be donated to individuals and organizations, include list of their names, addresses, and telephone numbers.
- (4) Recycled Materials: Include list of local receivers and processors and type of recycled materials each will accept. Include names, addresses, and telephone numbers.
- (5) Disposed Materials: Indicate how and where materials will be disposed of. Include name, address, and telephone number of each landfill and incinerator facility.
- (6) Handling and Transportation Procedures: Include method that will be used for separating recyclable waste including sizes of containers, container labeling, and designated location on Project site where materials separation will be located.

PART 2 - PRODUCTS Not Used.

PART 3 - EXECUTION

3.01 PLAN IMPLEMENTATION:

- A. General: Implement approved waste management plan. Provide handling, containers, storage, signage, transportation, and other items as required to implement waste management plan during the entire duration of the Contract.
 - (1) Comply with Document 01 50 00 for operation, termination, and removal requirements.
- B. [Waste Management Coordinator: Engage a waste management coordinator to be responsible for implementing, monitoring, and reporting status of waste management work plan. Coordinator shall be present at Project site full time for duration of Project.]
- C. Training: Train workers, subcontractors, and suppliers on proper waste management procedures, as appropriate for the Work occurring at Project site.

- (1) Distribute waste management plan to everyone concerned within 3 days of submittal return.
- (2) Distribute waste management plan to entities when they first begin work on site. Review plan procedures and locations established for salvage, recycling, and disposal.
- D. Site Access and Temporary Controls: Conduct waste management operations to ensure minimum interference with roads, streets, walks, walkways, and other adjacent occupied and used facilities.
 - (1) Designate and label specific areas of Project site necessary for separating materials that are to be salvaged, recycled, reused, donated, and sold.
 - (2) Comply with Document 01 50 00 for controlling dust and dirt, environmental protection, and noise control.

3.02 RECYCLING CONSTRUCTION WASTE:

- A. General: Recycle paper and beverage containers used by on-site workers.
- B. Recycling Incentives: Revenues, savings, rebates, tax credits, and other incentives received for recycling waste materials shall accrue to the Contractor.
- C. Procedures: Separate recyclable waste from other waste materials, trash, and debris. Separate recyclable waste by type at Project site to the maximum extent practical.
 - (1) Provide appropriately marked containers or bins for controlling recyclable waste until they are removed from Project Site. Include list of acceptable and unacceptable materials at each container and bin.
 - (a) Inspect containers and bins for contamination and remove contaminated materials if found.
 - (2) Stockpile processed materials on site without intermixing with other materials. Place, grade, and shape stockpiles to drain surface water. Cover to prevent windblown dust.
 - (3) Stockpile materials away from construction area. Do not store within drip line of remaining trees.
 - (4) Store components off the ground and protect from the weather.
 - (5) Remove recyclable waste off District property and transport to recycling receiver or processor.

- D. Packaging:
 - (1) Cardboard and Boxes: Break down packaging into flat sheets. Bundle and store in a dry location.
 - (2) Polystyrene Packaging: Separate and bag material.
 - (3) Pallets: As much as possible, require deliveries using pallets to remove pallets from Project Site. For pallets that remain on Site, break down pallets into component wood pieces and comply with requirements for recycling wood.
 - (4) Crates: Break down crates into component wood pieces and comply with requirements for recycling wood.
- E. Site-Clearing Wastes: Chip brush, branches, and trees on site.
- F. Wood Materials:
 - (1) Clean Cut-Offs of Lumber: Grind or chip into small pieces.
 - (2) Clean Sawdust: Bag sawdust that does not contain painted or treated wood.
- G. Gypsum Board: Stack large clean pieces on wood pallets and store in a dry location.
 - (1) Clean Gypsum Board: Grind scraps of clean gypsum board using small mobile chipper or hammer mill. Screen out paper after grinding.

3.03 DISPOSAL OF WASTE:

- A. General: Except for items or materials to be salvaged, recycled, or otherwise reused, remove waste materials from Project Site and legally dispose of them in a landfill or incinerator acceptable to authorities having jurisdiction.
 - (1) Except as otherwise specified, do not allow waste materials that are to be disposed of accumulate on site.
 - (2) Remove and transport debris in a manner that will prevent spillage on adjacent surfaces and areas.
- B. Burning: Do not burn waste materials.
- C. Disposal: Transport waste materials off District property and legally dispose of them.

END OF DOCUMENT

DOCUMENT 01 52 13

FIELD OFFICES

Not used.

END OF DOCUMENT

DOCUMENT 01 64 00

OWNER-FURNISHED PRODUCTS

Not used.

END OF DOCUMENT

SECTION 01 66 00

PRODUCT DELIVERY, STORAGE AND HANDLING

PART 1 - GENERAL

1.01 RELATED DOCUMENTS AND PROVISIONS

All Contract Documents should be reviewed for applicable provisions related to the provisions in this document, including without limitation:

- A. General Conditions, including, without limitation, Site Access, Conditions and Requirements;
- B. Special Conditions.

1.02 PRODUCTS

- A. Products are as defined in the General Conditions.
- B. Contractor shall not use and/or reuse materials and/or equipment removed from existing Premises, except as specifically permitted by the Contract Documents.
- C. Contractor shall provide interchangeable components of the same manufacturer, for similar components.

1.03 TRANSPORTATION AND HANDLING

- A. Contractor shall transport and handle Products in accordance with manufacturer's instructions.
- B. Contractor shall promptly inspect shipments to confirm that Products comply with requirements, quantities are correct, and products are undamaged.
- C. Contractor shall provide equipment and personnel to handle Products by methods to prevent soiling, disfigurement, or damage.

1.04 STORAGE AND PROTECTION

- A. Contractor shall store and protect Products in accordance with manufacturer's instructions, with seals and labels intact and legible. Contractor shall store sensitive products in weather-tight, climate controlled enclosures.
- B. For exterior storage of fabricated Products, Contractor shall place on sloped supports, above ground.
- C. Contractor shall provide off-site storage and protection when Site does not permit on-site storage or protection.

- D. Contractor shall cover products subject to deterioration with impervious sheet covering and provide ventilation to avoid condensation.
- E. Contractor shall store loose granular materials on solid flat surfaces in a well-drained area and prevent mixing with foreign matter.
- F. Contractor shall provide equipment and personnel to store Products by methods to prevent soiling, disfigurement, or damage.
- G. Contractor shall arrange storage of Products to permit access for inspection and periodically inspect to assure Products are undamaged and are maintained under specified conditions.

PART 2 – PRODUCTS Not Used.

PART 3 - EXECUTION Not Used.

END OF DOCUMENT

DOCUMENT 01 71 23

FIELD ENGINEERING

PART 1 - GENERAL

1.01 RELATED DOCUMENTS AND PROVISIONS:

All Contract Documents should be reviewed for applicable provisions related to the provisions in this document, including without limitation:

- A. General Conditions, including, without limitation, Site Investigation, and Soils Investigation Report;
- B. Special Conditions;
- C. Site-Visit Certification.

1.02 REQUIREMENTS INCLUDED:

- A. Contractor shall provide and pay for field engineering services by a California-registered engineer, required for the project, including, without limitations:
 - (1) Survey work required in execution of the Project.
 - (2) Civil or other professional engineering services specified, or required to execute Contractor's construction methods.

1.03 QUALIFICATIONS OF SURVEYOR OR ENGINEERS:

Contractor shall only use a qualified licensed engineer or registered land surveyor, to whom District makes no objection.

1.04 SURVEY REFERENCE POINTS:

- A. Existing basic horizontal and vertical control points for the Project are those designated on the Drawings.
- B. Contractor shall locate and protect control points prior to starting Site Work and preserve all permanent reference points during construction. In addition Contractor shall:
 - (1) Make no changes or relocation without prior written notice to District and Architect.
 - (2) Report to District and Architect when any reference point is lost or destroyed, or requires relocation because of necessary changes in grades or locations.
 - (3) Require surveyor to replace Project control points based on original survey control that may be lost or destroyed.

1.05 RECORDS:

Contractor shall maintain a complete, accurate log of all control and survey work as it progresses.

1.06 SUBMITTALS:

- A. Contractor shall submit name and address of Surveyor and Professional Engineer to District and Architect prior to its/their work on the Project.
- B. On request of District and Architect, Contractor shall submit documentation to verify accuracy of field engineering work, at no additional cost to the District.
- C. Contractor shall submit a certificate signed by registered engineer or surveyor certifying that elevations and locations of improvements are in conformance or nonconformance with Contract Documents.

PART 2 – PRODUCTS Not Used.

PART 3 - EXECUTION

3.01 COMPLIANCE WITH LAWS:

Contractor is responsible for meeting all applicable codes, OSHA, safety and shoring requirements.

3.02 NONCONFORMING WORK:

Contractor is responsible for any re-surveying required by correction of nonconforming work.

END OF DOCUMENT

DOCUMENT 01 73 29

CUTTING AND PATCHING

PART 1 – GENERAL

1.01 RELATED DOCUMENTS AND PROVISIONS:

All Contract Documents should be reviewed for applicable provisions related to the provisions in this document, including without limitation:

- A. General Conditions, including, without limitation, Inspector, Inspections, and Tests, Integration of Work, Nonconforming Work, and Correction of Work, and Uncovering Work;
- B. Special Conditions;
- C. Hazardous Materials Procedures and Requirements;
- D. Hazardous Materials Certification;
- E. Lead-Based Paint Certification;
- F. Imported Materials Certification.

1.02 CUTTING AND PATCHING:

- A. Contractor shall be responsible for all cutting, fitting, and patching, including associated excavation and backfill, required to complete the Work or to:
 - (1) Make several parts fit together properly.
 - (2) Uncover portions of Work to provide for installation of ill-timed Work.
 - (3) Remove and replace defective Work.
 - (4) Remove and replace Work not conforming to requirements of Contract Documents.
 - (5) Remove Samples of installed Work as specified for testing.
 - (6) Provide routine penetrations of non-structural surfaces for installation of piping and electrical conduit.
 - (7) Attaching new materials to existing remodeling areas – including painting (or other finishes) to match existing conditions.
- B. In addition to Contract requirements, upon written instructions from the District, Contractor shall uncover Work to provide for observations of covered Work in accordance with the Contract Documents; remove samples of installed materials for testing as directed by District; and remove Work to provide for alteration of existing Work.

- C. Contractor shall not cut or alter Work, or any part of it, in such a way that endangers or compromises the integrity of the Work, the Project, or work of others.

1.03 SUBMITTALS:

- A. Prior to any cutting or alterations that may affect the structural safety of Project, or work of others, and well in advance of executing such cutting or alterations, Contractor shall submit written notice to District pursuant to the applicable notice provisions of the Contract Documents, requesting consent to proceed with the cutting or alteration, including the following:
 - (1) The work of the District or other trades.
 - (2) Structural value or integrity of any element of Project.
 - (3) Integrity or effectiveness of weather-exposed or weather-resistant elements or systems.
 - (4) Efficiency, operational life, maintenance or safety of operational elements.
 - (5) Visual qualities of sight-exposed elements.
- B. Contractor's Request shall also include:
 - (1) Identification of Project.
 - (2) Description of affected Work.
 - (3) Necessity for cutting, alteration, or excavations.
 - (4) Effects of Work on District, other trades, or structural or weatherproof integrity of Project.
 - (5) Description of proposed Work:
 - (a) Scope of cutting, patching, alteration, or excavation.
 - (b) Trades that will execute Work.
 - (c) Products proposed to be used.
 - (d) Extent of refinishing to be done.
 - (6) Alternates to cutting and patching.
 - (7) Cost proposal, when applicable.
 - (8) The scheduled date the Contractor intends to perform the Work and the duration of time to complete the Work.

- (9) Written permission of District or other District contractor(s) whose work will be affected.

1.04 QUALITY ASSURANCE:

- A. Contractor shall ensure that cutting, fitting, and patching shall achieve security, strength, weather protection, appearance for aesthetic match, efficiency, operational life, maintenance, safety of operational elements, and the continuity of existing fire ratings.
- B. Contractor shall ensure that cutting, fitting, and patching shall successfully duplicate undisturbed adjacent profiles, materials, textures, finishes, colors, and that materials shall match existing construction. Where there is dispute as to whether duplication is successful or has been achieved to a reasonable degree, the District's decision shall be final.

1.05 PAYMENT FOR COSTS:

- A. Cost caused by ill-timed or defective Work or Work not conforming to Contract Documents, including costs for additional services of the District, its consultants, including but not limited to the Construction Manager, the Architect, the Project Inspector(s), Engineers, and Agents, will be paid by Contractor and/or deducted from the Contract by the District.
- B. District shall only pay for cost of Work if it is part of the original Contract Price or if a change has been made to the contract in compliance with the provisions of the General Conditions. Cost of Work performed upon instructions from the District, other than defective or nonconforming Work, will be paid by District on approval of written Change Order. Contractor shall provide written cost proposals prior to proceeding with cutting and patching.

PART 2 - PRODUCTS

2.01 MATERIALS:

- A. Contractor shall provide for replacement and restoration of Work removed. Contractor shall comply with the Contract Documents and with the Industry Standard(s), for the type of Work, and the Specification requirements for each specific product involved. If not specified, Contractor shall first recommend a product of a manufacturer or appropriate trade association for approval by the District.
- B. Materials to be cut and patched include those damaged by the performance of the Work.

PART 3 – EXECUTION

3.01 INSPECTION:

- A. Contractor shall inspect existing conditions of the Site and the Work, including elements subject to movement or damage during cutting and patching, excavating and backfilling. After uncovering Work, Contractor shall inspect conditions affecting installation of new products.

- B. Contractor shall report unsatisfactory or questionable conditions in writing to District as indicated in the General Conditions and shall proceed with Work as indicated in the General Conditions by District.

3.02 PREPARATION:

- A. Contractor shall provide shoring, bracing and supports as required to maintain structural integrity for all portions of the Project, including all requirements of the Project.
- B. Contractor shall provide devices and methods to protect other portions of Project from damage.
- C. Contractor shall, provide all necessary protection from weather and extremes of temperature and humidity for the Project, including without limitation, any work that may be exposed by cutting and patching Work. Contractor shall keep excavations free from water.

3.03 ERECTION, INSTALLATION AND APPLICATION:

- A. With respect to performance, Contractor shall:
 - (1) Execute fitting and adjustment of products to provide finished installation to comply with and match specified tolerances and finishes.
 - (2) Execute cutting and demolition by methods that will prevent damage to other Work, and provide proper surfaces to receive installation of repairs and new Work.
 - (3) Execute cutting, demolition excavating, and backfilling by methods that will prevent damage to other Work and damage from settlement.
- B. Contractor shall employ original installer or fabricator to perform cutting and patching for:
 - (1) Weather-exposed surfaces and moisture-resistant elements such as roofing, sheet metal, sealants, waterproofing, and other trades.
 - (2) Sight-exposed finished surfaces.
- C. Contractor shall execute fitting and adjustment of products to provide a finished installation to comply with specified products, functions, tolerances, and finishes as shown or specified in the Contract Documents including, without limitation, the Drawings and Specifications.
- D. Contractor shall fit Work airtight to pipes, sleeves, ducts, conduit, and other penetrations through surfaces. Contractor shall conform to all Code requirements for penetrations or the Drawings and Specifications, whichever calls for a higher quality or more thorough requirement. Contractor shall maintain integrity of both rated and non-rated fire walls, ceilings, floors, etc.
- E. Contractor shall restore Work which has been cut or removed. Contractor shall install new products to provide completed Work in accordance with

requirements of the Contract Documents and as required to match surrounding areas and surfaces.

- F. Contractor shall refinish all continuous surfaces to nearest intersection as necessary to match the existing finish to any new finish.

END OF DOCUMENT

DOCUMENT 01 76 00

ALTERATION PROJECT PROCEDURES

PART 1 – GENERAL

1.01 RELATED DOCUMENTS AND PROVISIONS:

All Contract Documents should be reviewed for applicable provisions related to the provisions in this document, including without limitation:

- A. General Conditions, including, without limitation, Integration of Work, Purchase of Materials and Equipment, Uncovering of Work and Non-conforming Work and Correction of Work and Trenches;
- B. Special Conditions.

PART 2 - PRODUCTS

2.01 PRODUCTS FOR PATCHING AND EXTENDING WORK:

- A. New Materials: As specified in the Contract Documents including, without limitation, in the Specifications, Contractor shall match existing products, conditions, and work for patching and extending work.
- B. Type and Quality of Existing Products: Contractor shall determine by inspection, by testing products where necessary, by referring to existing conditions and to the Work as a standard.

PART 3 - EXECUTION

3.01 EXAMINATION:

- A. Contractor shall verify that demolition is complete and that areas are ready for installation of new Work.
- B. By beginning restoration Work, Contractor acknowledges and accepts the existing conditions.

3.02 PREPARATION:

- A. Contractor shall cut, move, or remove items as necessary for access to alterations and renovation Work. Contractor shall replace and restore these at completion.
- B. Contractor shall remove unsuitable material not as salvage unless otherwise indicated in the Contract Documents. Unsuitable material may include, without limitation, rotted wood, corroded metals, and deteriorated masonry and concrete. Contractor shall replace materials as specified for finished Work.

- C. Contractor shall remove debris and abandoned items from all areas of the Site and from concealed spaces.
- D. Contractor shall prepare surface and remove surface finishes to provide for proper installation of new Work and finishes.
- E. Contractor shall close openings in exterior surfaces to protect existing work from weather and extremes of temperature and humidity. Contractor shall insulate ductwork and piping to prevent condensation in exposed areas. Contractor shall insulate building cavities for thermal and/or acoustical protection, as detailed.

3.03 INSTALLATION:

- A. Contractor shall coordinate Work of all alternations and renovations to expedite completion and to accommodate District occupancy.
- B. Designated Areas and Finishes: Contractor shall complete all installations in all respects, including operational, mechanical work and electrical work.
- C. Contractor shall remove, cut, and patch Work in a manner to minimize damage and to provide a means of restoring Products and finishes to original or specified condition.
- D. Contractor shall refinish visible existing surfaces to remain in renovated rooms and spaces, to specified condition for each material, with a neat and square or straight transition to adjacent finishes.
- E. Contractor shall install products as specified in the Contract Documents, including without limitation, the Specifications.

3.04 TRANSITIONS:

- A. Where new Work abuts or aligns with existing, Contractor shall perform a smooth and even transition. Patched Work must match existing adjacent work in texture and appearance.
- B. When finished surfaces are cut so that a smooth transition with new Work is not possible, Contractor shall terminate existing surface along a straight line at a natural line of division and make a recommendation for resolution to the District and the Architect for review and approval.

3.05 ADJUSTMENTS:

- A. Where removal of partitions or walls results in adjacent spaces becoming one, Contractor shall rework floors, walls, and ceilings to a smooth plane without breaks, steps, or bulkheads.
- B. Where a change of plane of 1/4 inch or more occurs, Contractor shall submit a recommendation for providing a smooth transition to the District and the Architect for review and approval.

- C. Contractor shall trim and seal existing wood doors and shall trim and paint metal doors as necessary to clear new floor finish and refinish trim as required.
- D. Contractor shall fit Work at penetrations of surfaces.

3.06 REPAIR OF DAMAGED SURFACES:

- A. Contractor shall patch or replace portions of existing surfaces, which are damaged, lifted, discolored, or showing other imperfections, in the area where the Work is performed.
- B. Contractor shall repair substrate prior to patching finish.

3.07 CULTIVATED AREAS AND OTHER SURFACE IMPROVEMENTS:

- A. Cultivated or planted areas and other surface improvements which are damaged by actions of the Contractor shall be restored by Contractor to their original condition or better, where indicated.
- B. Contractor shall protect and replace, if damaged, all existing guard posts, barricades, and fences.
- C. Contractor shall give special attention to avoid damaging or killing trees, bushes and/or shrubs on the Premises and/or identified in the Contract Documents, including without limitation, the Drawings.

3.08 FINISHES:

- A. Contractor shall finish surfaces as specified in the Contract Documents, including without limitations, the provisions of all Divisions of the Specifications.
- B. Contractor shall finish patches to produce uniform finish and texture over entire area. When finish cannot be matched, Contractor shall refinish entire surface to nearest intersections.

3.09 CLEANING:

- A. Contractor shall continually clean the Site and the Premises as indicated in the Contract Documents, including without limitation, the provisions in the General Conditions and the Specifications regarding cleaning.

END OF DOCUMENT

DOCUMENT 01 77 00

CONTRACT CLOSEOUT AND FINAL CLEANING

PART 1 - GENERAL

1.01 RELATED DOCUMENTS AND PROVISIONS

All Contract Documents should be reviewed for applicable provisions related to the provisions in this document, including without limitation:

- A. General Conditions, including, without limitation, Completion of Work;
- B. Special Conditions;
- C. Temporary Facilities and Controls.

1.02 CLOSEOUT PROCEDURES

Contractor shall comply with all closeout provisions as indicated in the General Conditions.

1.03 FINAL CLEANING

- A. Contractor shall execute final cleaning prior to final inspection.
- B. Contractor shall clean interior and exterior glass and all surfaces exposed to view; remove temporary labels, tape, stains, and foreign substances, polish transparent and glossy surfaces, wax and polish new vinyl floor surfaces, vacuum carpeted and soft surfaces.
- C. Contractor shall clean equipment and fixtures to a sanitary condition.
- D. Contractor shall replace filters of operating equipment.
- E. Contractor shall clean debris from roofs, gutters, down spouts, and drainage systems.
- F. Contractor shall clean Site, sweep paved areas, and rake clean landscaped surfaces.
- G. Contractor shall remove waste and surplus materials, rubbish, and construction facilities from the Site and surrounding areas.

1.04 ADJUSTING

Contractor shall adjust operating products and equipment to ensure smooth and unhindered operation.

1.05 RECORD DOCUMENTS AND SHOP DRAWINGS

- A. Contractor shall legibly mark each item to record actual construction, including:
 - (1) Measured depths of foundation in relation to finish floor datum.
 - (2) Measured horizontal and vertical locations of underground utilities and appurtenances, referenced to permit surface improvements.
 - (3) Measured locations of internal utilities and appurtenances concealed in construction, referenced to visible and accessible features of the Work.
 - (4) Field changes of dimension and detail.
 - (5) Details not on original Contract Drawings
 - (6) Changes made by modification(s).
 - (7) References to related Shop Drawings and modifications.
- B. Contractor will provide one set of Record Drawings to District.
- C. Contractor shall submit all required documents to District and/or Architect prior to or with its final Application for Payment.

1.06 INSTRUCTION OF DISTRICT PERSONNEL

- A. Before final inspection, at agreed upon times, Contractor shall instruct District's designated personnel in operation, adjustment, and maintenance of products, equipment, and systems.
- B. For equipment requiring seasonal operation, Contractor shall perform instructions for other seasons within six months or by the change of season.
- C. Contractor shall use operation and maintenance manuals as basis for instruction. Contractor shall review contents of manual with personnel in detail to explain all aspects of operation and maintenance.
- D. Contractor shall prepare and insert additional data in Operation and Maintenance Manual when the need for such data becomes apparent during instruction.
- E. Contractor shall review contents of manual with personnel in detail to explain all aspects of operation and maintenance.

1.07 SPARE PARTS AND MAINTENANCE MATERIALS

- A. Contractor shall provide products, spare parts, maintenance, and extra materials in quantities specified in the Specifications and in Manufacturer's recommendations.

- B. Contractor shall provide District with all required Operation and Maintenance Data at one time. Partial or piecemeal submissions of Operation and Maintenance Data will not be accepted.

PART 2 – PRODUCTS Not Used.

PART 3 – EXECUTION Not Used.

END OF DOCUMENT

DOCUMENT 01 78 23

OPERATION AND MAINTENANCE DATA

PART 1 – GENERAL

1.01 RELATED DOCUMENTS AND PROVISIONS:

All Contract Documents should be reviewed for applicable provisions related to the provisions in this document, including without limitation:

- A. General Conditions, including, without limitation, Completion of the Work;
- B. Special Conditions.

1.02 QUALITY ASSURANCE:

Contractor shall prepare instructions and data by personnel experienced in maintenance and operation of described products.

1.03 FORMAT:

- A. Contractor shall prepare data in the form of an instructional manual entitled "OPERATIONS AND MAINTENANCE MANUAL & INSTRUCTIONS" ("Manual").
- B. Binders: Contractor shall use commercial quality, 8-1/2 by 11 inch, three-side rings, with durable plastic covers; two inch maximum ring size. When multiple binders are used, Contractor shall correlate data into related consistent groupings.
- C. Cover: Contractor shall identify each binder with typed or printed title "OPERATION AND MAINTENANCE MANUAL & INSTRUCTIONS"; and shall list title of Project and identify subject matter of contents.
- D. Contractor shall arrange content by systems process flow under section numbers and sequence of Table of Contents of the Contract Documents.
- E. Contractor shall provide tabbed fly leaf for each separate product and system, with typed description of product and major component parts of equipment.
- F. Text: The content shall include Manufacturer's printed data, or typewritten data on 24 pound paper.
- G. Drawings: Contractor shall provide with reinforced punched binder tab and shall bind in with text; folding larger drawings to size of text pages.

1.04 CONTENTS, EACH VOLUME:

- A. Table of Contents: Contractor shall provide title of Project; names, addresses, and telephone numbers of the Architect, any engineers, subconsultants, Subcontractor(s), and Contractor with name of responsible parties; and schedule of products and systems, indexed to content of the volume.

- B. For Each Product or System: Contractor shall list names, addresses, and telephone numbers of Subcontractor(s) and suppliers, including local source of supplies and replacement parts.
- C. Product Data: Contractor shall mark each sheet to clearly identify specific products and component parts, and data applicable to installation. Delete inapplicable information.
- D. Drawings: Contractor shall supplement product data to illustrate relations of component parts of equipment and systems, to show control and flow diagrams. Contractor shall not use Project Record Documents as maintenance drawings.
- E. Text: Contractor shall include any and all information as required to supplement product data. Contractor shall provide logical sequence of instructions for each procedure, incorporating manufacturer's instructions.
- F. Warranties and Bonds: Contractor shall bind in one copy of each.

1.05 MANUAL FOR MATERIALS AND FINISHES:

- A. Building Products, Applied Materials, and Finishes: Contractor shall include product data, with catalog number, size, composition, and color and texture designations. Contractor shall provide information for re-ordering custom manufactured products.
- B. Instructions for Care and Maintenance: Contractor shall include Manufacturer's recommendations for cleaning agents and methods, precautions against detrimental agents and methods, and recommended schedule for cleaning and maintenance.
- C. Moisture Protection and Weather Exposed Products: Contractor shall include product data listing applicable reference standards, chemical composition, and details of installation. Contractor shall provide recommendations for inspections, maintenance, and repair.
- D. Additional Requirements: Contractor shall include all additional requirements as specified in the Specifications.
- E. Contractor shall provide a listing in Table of Contents for design data, with tabbed fly sheet and space for insertion of data.

1.06 MANUAL FOR EQUIPMENT AND SYSTEMS:

- A. Each Item of Equipment and Each System: Contractor shall include description of unit or system, and component parts and identify function, normal operating characteristics, and limiting conditions. Contractor shall include performance curves, with engineering data and tests, and complete nomenclature, and commercial number of replaceable parts.
- B. Panelboard Circuit Directories: Contractor shall provide electrical service characteristics, controls, and communications.

- C. Contractor shall include color coded wiring diagrams as installed.
- D. Operating Procedures: Contractor shall include start-up, break-in, and routine normal operating instructions and sequences. Contractor shall include regulation, control, stopping, shut-down, and emergency instructions. Contractor shall include summer, winter, and any special operating instructions.
- E. Maintenance Requirements: Contractor shall include routine procedures and guide for trouble-shooting; disassembly, repair, and reassembly instructions; and alignment, adjusting, balancing, and checking instructions.
- F. Contractor shall provide servicing and lubrication schedule, and list of lubricants required.
- G. Contractor shall include manufacturer's printed operation and maintenance instructions.
- H. Contractor shall include sequence of operation by controls manufacturer.
- I. Contractor shall provide original manufacturer's parts list, illustrations, assembly drawings, and diagrams required for maintenance.
- J. Contractor shall provide control diagrams by controls manufacturer as installed.
- K. Contractor shall provide Contractor's coordination drawings, with color coded piping diagrams as installed.
- L. Contractor shall provide charts of valve tag numbers, with location and function of each valve, keyed to flow and control diagrams.
- M. Contractor shall provide list of original manufacturer's spare parts, current prices, and recommended quantities to be maintained in storage.
- N. Additional Requirements: Contractor shall include all additional requirements as specified in Specification(s).
- O. Contractor shall provide a listing in Table of Contents for design data, with tabbed fly sheet and space for insertion of data.

1.07 SUBMITTAL:

- A. Contractor shall submit to the District for review two (2) copies of preliminary draft or proposed formats and outlines of the contents of the Manual within thirty (30) days of Contractor's start of Work.
- B. For equipment, or component parts of equipment put into service during construction and to be operated by District, Contractor shall submit draft content for that portion of the Manual within ten (10) days after acceptance of that equipment or component.

- C. Contractor shall submit two (2) copies of a complete Manual in final form prior to final Application for Payment. Copy will be returned with Architect/Engineer comments. Contractor must revise the content of the Manual as required by District prior to District's approval of Contractor's final Application for Payment.
- D. Contractor must submit two (2) copies of revised Manual in final form within ten (10) days after final inspection.

PART 2 – PRODUCTS Not Used.

PART 3 – EXECUTION Not Used.

END OF DOCUMENT

DOCUMENT 01 78 36

WARRANTIES

PART 1 - GENERAL

1.01 RELATED DOCUMENTS AND PROVISIONS

All Contract Documents should be reviewed for applicable provisions related to the provisions in this document, including without limitation:

- A. General Conditions, including, without limitation, Warranty/Guarantee Information;
- B. Special Conditions.

1.02 FORMAT

- A. Binders: Contractor shall use commercial quality, 8-1/2 by 11 inch, three-side rings, with durable plastic covers; two inch maximum ring size.
- B. Cover: Contractor shall identify each binder with typed or printed title "WARRANTIES" and shall list title of Project.
- C. Table of Contents: Contractor shall provide title of Project; name, address, and telephone number of Contractor and equipment supplier; and name of responsible principal. Contractor shall identify each item with the number and title of the specific Specification, document, provision, or section in which the name of the product or work item is specified.
- D. Contractor shall separate each warranty with index tab sheets keyed to the Table of Contents listing, providing full information and using separate typed sheets as necessary. Contractor shall list each applicable and/or responsible Subcontractor(s), supplier(s), and/or manufacturer(s), with name, address, and telephone number of each responsible principal(s).

1.03 PREPARATION:

- A. Contractor shall obtain warranties, executed in duplicate by each applicable and/or responsible subcontractor(s), supplier(s), and manufacturer(s), within ten (10) days after completion of the applicable item or work. Except for items put into use with District's permission, Contractor shall leave date of beginning of time of warranty blank until the date of completion is determined.
- B. Contractor shall verify that documents are in proper form, contain full information, and are notarized, when required.
- C. Contractor shall co-execute submittals when required.
- D. Contractor shall retain warranties until time specified for submittal.

1.04 TIME OF SUBMITTALS:

- A. For equipment or component parts of equipment put into service during construction with District's permission, Contractor shall submit a draft warranty for that equipment or component within ten (10) days after acceptance of that equipment or component.
- B. Contractor shall submit for District approval all warranties and related documents within ten (10) days after date of completion. Contractor must revise the warranties as required by the District prior to District's approval of Contractor's final Application for Payment.
- C. For items of work delayed beyond date of completion, Contractor shall provide an updated submittal within ten (10) days after acceptance, listing the date of acceptance as start of warranty period.

PART 2 - PRODUCTS Not Used.

PART 3 – EXECUTION Not Used.

END OF DOCUMENT

DOCUMENT 01 78 39

RECORD DOCUMENTS

PART 1 - GENERAL

1.01 RELATED DOCUMENTS AND PROVISIONS:

All Contract Documents should be reviewed for applicable provisions related to the provisions in this document, including without limitation:

- A. General Conditions, including, without limitation, Documents on Work;
- B. Special Conditions.

PART 2 - RECORD DRAWINGS

2.01 GENERAL:

- A. As indicated in the Contract Documents, the District will provide Contractor with one set of reproducible, full size original Contract Drawings (mylars).
- B. Contractor shall maintain at each Project Site one set of marked-up plans and shall transfer all changes and information to those marked-up plans, as often as required in the Contract Documents, but in no case less than once each month. Contractor shall submit to the Project Inspector one set of reproducible vellums of the Project Record Drawings ("As-Built") showing all changes incorporated into the Work since the preceding monthly submittal. The As-Built shall be available at the Project Site. The Contractor shall submit reproducible vellums at the conclusion of the Project following review of the blue line prints.
- C. Label and date each Record Drawing "RECORD DOCUMENT" in legibly printed letters.
- D. All deviations in construction, including but not limited to pipe and conduit locations and deviations caused by without limitation Change Orders, Construction Claim Directives, RFI's, and Addenda, shall be accurately and legibly recorded by Contractor.
- E. Locations and changes shall be done by Contractor in a neat and legible manner and, where applicable, indicated by drawing a "cloud" around the changed or additional information.

2.02 RECORD DRAWING INFORMATION:

- A. Contractor shall record the following information:
 - (1) Locations of Work buried under or outside each building, including, without limitation, all utilities, plumbing and electrical lines, and conduits.

- (2) Actual numbering of each electrical circuit to match panel schedule.
- (3) Locations of significant Work concealed inside each building whose general locations are changed from those shown on the Contract Drawings.
- (4) Locations of all items, not necessarily concealed, which vary from the Contract Documents.
- (5) Installed location of all cathodic protection anodes.
- (6) Deviations from the sizes, locations, and other features of installations shown in the Contract Documents.
- (7) Locations of underground work, points of connection with existing utilities, changes in direction, valves, manholes, catch basins, capped stubouts, invert elevations, etc.
- (8) Sufficient information to locate Work concealed in each building with reasonable ease and accuracy.

In some instances, this information may be recorded by dimension. In other instances, it may be recorded in relation to the spaces in the building near which it was installed.

- B. Contractor shall provide additional drawings as necessary for clarification.
- C. Contractor shall provide reproducible record drawings, made from final Shop Drawings marked "No Exceptions Taken" or "Approved as Noted."
- D. After review and approval of the marked-up specifications by the Project Inspector, Contractor shall provide electronic copies of the drawings (in PDF format) with one file with all of the sheets and one set of individual sheet files at the conclusion of the Project.

PART 3 - RECORD SPECIFICATIONS

3.01 GENERAL:

- A. Contractor shall mark each section legibly to record manufacturer, trade name, catalog number, and supplier of each Product and item of equipment actually installed.
- B. After review and approval of the marked-up specifications by the Project Inspector, Contractor shall provide one electronic copy of the specifications (in PDF format) at the conclusion of the Project.

PART 4 - MAINTENANCE OF RECORD DOCUMENTS

4.01 GENERAL

- A. Contractor shall store Record Documents apart from documents used for construction as follows:

- (1) Provide files and racks for storage of Record Documents.
- (2) Maintain Record Documents in a clean, dry, legible condition and in good order.

B. Contractor shall not use Record Documents for construction purposes.

PART 5 – PRODUCTS Not Used.

END OF DOCUMENT

BASIC ELECTRICAL REQUIREMENTS

SECTION 260010 - BASIC ELECTRICAL REQUIREMENTS

PART 1 - GENERAL

1.01 SUMMARY

A. Table of Contents, Division 26 - Electrical:

<u>SECTION NO.</u>	<u>SECTION TITLE</u>
260010	BASIC ELECTRICAL REQUIREMENTS
260090	ELECTRICAL DEMOLITION
260519	BUILDING WIRE AND CABLE
260529	ELECTRICAL HANGERS AND SUPPORTS
260531	CONDUIT
260533	BOXES
260543	UNDERGROUND DUCTS AND STRUCTURES
260553	ELECTRICAL IDENTIFICATION
266116	FIRE ALARM/LIFE SAFETY SYSTEM

B. Work included: This Section includes general administrative and procedural requirements for Division 26. The following administrative and procedural requirements are included in this Section to supplement the requirements specified in Division 01.

1. Quality assurance.
2. Definition of terms.
3. Submittals.
4. Coordination.
5. Record documents.
6. Operation and maintenance manuals.
7. Project management and coordination services.
8. Excavation.
9. Rough-in.
10. Electrical installation.
11. Cutting, patching, painting and sealing.
12. Field quality control.
13. Cleaning.
14. Project closeout.
15. Interface/Responsibility Matrix.

C. Related Work: Consult all other Sections, determine the extent and character of related Work and properly coordinate Work specified herein with that specified elsewhere to produce a complete and operable installation.

1. General and supplementary conditions: Drawings and general provisions of Contract and Division 01 of the Specifications, apply to all Division 26 Sections.
2. Earthwork: Include trenching, backfilling, boring and soil compaction as required for the installation of underground conduit, in-grade pull boxes, vaults, etc. Refer to Division 31, Earthwork.

BASIC ELECTRICAL REQUIREMENTS

3. Selective demolition: Nondestructive removal of materials and equipment for reuse or salvage as indicated. Also dismantling electrical materials and equipment made obsolete by these installations. Refer to Division 02, Selective Demolition.
4. Concrete Work: Include forming, steel bar reinforcing, cast-in-place concrete, finishing and grouting as required for under ground conduit encasement, pull box slabs, vaults, housekeeping pads, etc. Refer to Division 03, Concrete.
5. Miscellaneous lumber and framing Work: Include wood grounds, nailers, blocking, fasteners and anchorage for support of electrical materials and equipment. Refer to Division 06, Rough Carpentry.
6. Moisture protection and smoke barrier penetrations: Include membrane clamps, sheet metal flashing, counter flashing, caulking and sealant as required for waterproofing of conduit penetrations and sealing penetrations in or through fire walls, floors, ceiling slabs and foundation walls. All penetrations through vapor barriers at slabs on grade shall be taped and made vaportight. Refer to Division 07, Thermal and Moisture Protection.
7. Access panels and doors: Required in walls, ceilings and floors to provide access to electrical devices and equipment. Refer to Division 08, Access Doors also, Division 05, Metals.
8. Painting: Include surface preparation, priming and finish coating as required for electrical cabinets, exposed conduit, pull and junction boxes, etc. where indicated as field painted in this Division. Refer to Division 09, Painting.

1.02 QUALITY ASSURANCE

- A. Reference to Codes, Standards, Specifications and recommendations of technical societies, trade organizations and governmental agencies shall mean that latest edition of such publications adopted and published prior to submittal of the bid. Such codes or standards shall be considered a part of this Specification as though fully repeated herein.
- B. When codes, standards, regulations, etc. allow Work of lesser quality or extent than is specified under this Division, nothing in said codes shall be construed or inferred authority for reducing the quality, requirements or extent of the Contract Documents. The Contract Documents address the minimum requirements for construction.
- C. Work shall be performed in accordance with all applicable requirements of the latest edition of all governing codes, rules and regulations including but not limited to the following minimum standards, whether statutory or not:
 1. California Electric Code (CEC).
 2. California Building Code (CBC)
 3. California Fire Code (CFC)
 4. California Mechanical Code (CMC)
- D. Standards: Equipment and materials specified under this Division shall conform to the following standards where applicable:

ACI	American Concrete Institute
ANSI	American National Standards Institute
ASTM	American Society for Testing Materials
CBM	Certified Ballast Manufacturers
ETL	Electrical Testing Laboratories
FS	Federal Specification

BASIC ELECTRICAL REQUIREMENTS

IEEE	Institute of Electrical and Electronics Engineers, Inc.
IPCEA	Insulated Power Cable Engineer Association
NEMA	National Electrical Manufacturer's Association
UL	Underwriters' Laboratories

- E. All base material shall be ASTM and/or ANSI standards.
- F. All electrical apparatus furnished under this Section shall conform to NEMA standards and the CEC and bear the UL label where such label is applicable.

1.03 DEFINITION OF TERMS

- A. The following list of terms as used in the Division 26 documents shall be defined as follows:
 - 1. "Provide": Shall mean furnish, install and connect unless otherwise indicated.
 - 2. "Furnish": Shall mean purchase and deliver to Project site.
 - 3. "Install": Shall mean to physically install the items in-place.
 - 4. "Connect": Shall mean make final electrical connections for a complete operating piece of equipment.
 - 5. "As directed": Shall be as directed by the Owner or their authorized Representative.
 - 6. "Utility Companies": Shall mean the company providing electrical, telephone or cable television services to the Project.

1.04 SUBMITTALS

- A. Format: Furnish submittal data in electronic format for each Specification Section with a table of contents listing materials by Section and paragraph number.
- B. Submittals shall consist of detailed Shop Drawings, Specifications, block wiring diagrams, "catalog cuts" and data sheets containing physical and dimensional information, performance data, electrical characteristics, materials used in fabrication and material finish. Clearly indicate by arrows or brackets precisely what is being submitted on and those optional accessories which are included and those which are excluded. Furnish quantities of each submittal as noted in Division 01.
- C. Each submittal shall be labeled with the Specification Section Number and shall be accompanied by a cover letter or shall bear a stamp stating that the submittal has been thoroughly reviewed by the Contractor and is in full compliance with the requirements of the Contract Documents. Cover letters shall list in full the items and data submitted. Failure to comply with this requirement shall constitute grounds for rejection of data.
- D. The Contractor shall submit detailed Drawings of all electrical equipment rooms and closets if the proposed installation layout differs from the construction documents. Physical size of electrical equipment indicated on the Drawings shall match those of the electrical equipment that is being submitted for review, i.e.: switchboards, panelboards, transformers, control panels, etc. Minimum scale: 1/4" = 1'- 0". Revised electrical equipment layouts must be approved prior to release of order for equipment and prior to installation.
- E. As part of the equipment and fixture submittals, the Contractor shall provide anchorage calculations for floor and wall mounted electrical equipment and fixtures, distribution conduits and raceways, in conformance with the 2016 California Building Code (CBC) and ASCE 7-10. Use the Occupancy Category, Ground Accelerations, Site Class, Seismic Design Category, and Seismic Importance Factor as noted in the structural drawings. For components required for Life Safety or containing hazardous materials use $I_p=1.5$. Structural

BASIC ELECTRICAL REQUIREMENTS

Calculations shall be prepared, stamped and signed by a California Registered Structural Engineer. Specify proof loads for drilled-in anchors, if used.

- F. The Manufacturer shall recommend the method of anchoring the equipment to the mounting surface and shall provide the Contractor with the assembly dimensions, weights and approximate centers of gravity.
- G. All resubmittals shall include a cover letter that lists the action taken and revisions made to each Drawing and equipment data sheet in response to Submittal Review Comments. Resubmittal packages will not be reviewed unless accompanied by this cover letter. Failure to include this cover letter will constitute rejection of the resubmittal package.
- H. Shop Drawings for the following systems must be prepared via a computer aided drafting (CAD) system for submission by the Contractor. The Engineer in either Autocad Release/Revit file format can provide files of the electrical Contract Documents to the Contractor.
 - 1. Fire alarm/life safety system, Section 266116.
- I. Independent Testing Agency report:
 - 1. Testing Agency shall provide 3 copies of the complete testing report.
 - 2. Test report shall include the following:
 - a. Summary of Project.
 - b. Description of equipment.
 - c. Equipment used to conduct the test.
 - 1) Type.
 - 2) Manufacturer.
 - 3) Model number.
 - 4) Serial number.
 - 5) Date of last calibration.
 - 6) Documentation of calibration leading to NIST standards.
 - d. Description of test.
 - e. Test results, as compared to Manufacturers or industry accepted standards and tolerances.
 - f. Conclusion and recommendation.
 - g. Signature of responsible test organization authority.
 - 3. Furnish completed test report to Engineer no later than 30 days after completion of testing, unless otherwise directed.
- J. Substitutions:
 - 1. All requests for substitutions shall conform to the general requirements and procedure outlined in Division 01.
 - 2. Where items are noted as "or equal," a product of equal design, construction and performance will be considered. Contractor must submit to the Engineer all pertinent test data, catalog cuts and product information required substantiating that the product is in

BASIC ELECTRICAL REQUIREMENTS

fact equal to that specified. Only one substitution will be considered for each product specified.

3. Manufacturers' names and model numbers used in conjunction with materials, processes or equipment included in the Contract Documents are used to establish standards of quality, utility and appearance. Materials, processes or equipment, which in the opinion of the Engineer is equal in quality, utility and appearance, will be approved as substitutions to that specified.
4. Whenever any material, process or equipment is specified in accordance with a Federal specification, an ASTM standard, an ANSI specification, UL rating or other association standard, the Contractor shall present an affidavit from the Manufacturer certifying that the product complies with the particular standard specification. When requested by the Engineer, support test data to substantiate compliance shall be submitted by the Contractor at no additional cost.
5. Substitutions shall be equal, in the opinion of the Architect/Engineer, to the specified product. The burden of proof of such shall rest with the Contractor. When the Architect/Engineer in writing accepts a substitution, it is with the understanding that the Contractor guaranteed the substituted article or material to be equal to the one specified and dimensioned to fit within the construction. Approved substitutions shall not relieve the Contractor of responsibilities for the proper execution of the Work or from any provisions of the Specifications.
6. The Contractor shall be responsible for all expenses in connection with the substitution materials, processes and equipment, including the effect of the substitution on the Contractor, Subcontractor's or other Contractor's Work. No substitution of material, processes or equipment shall be permitted without written authorization of the Engineer. Any assumptions on the acceptability of a proposed substitution prior to acceptance by the Engineer are at the sole risk of the Contractor.

Section 266116: Fire Alarm/Life Safety System.

1.05 COORDINATION

A. Discrepancies:

1. In the event of discrepancies within the Contract Documents, the Engineer shall be so notified, within sufficient time, as delineated in Division 01, prior to the Bid Opening to allow the issuance of an Addendum.
2. If, in the event that time does not permit notification or clarification of discrepancies prior to the Bid Opening, the following shall apply: The Drawings govern in matters of quantity and the Specifications govern in matters of quality. In the event of conflict within the Drawings involving quantities or within the Specifications involving quantities or within the Specifications involving quality, the greater quantity and higher quality shall apply. Such discrepancies shall be noted and clarified in the Contractor's Bid. No additional allowances will be made because of errors, ambiguities or omissions that reasonably should have been discovered during the preparation of the Bid.

B. Project conditions:

1. Examination of Project site: The Contractor shall visit the Project site and thoroughly review the locale, working conditions, conflicting utilities and the conditions in which the Electrical Work will take place. Verify all existing conditions in the field. No allowances will be made subsequently for any costs that may be incurred because of any

BASIC ELECTRICAL REQUIREMENTS

error or omission due to failure to examine the Project site and to notify the Engineer of any discrepancies between Contract Documents and actual Project site conditions.

2. Protection: Keep conduits, junction boxes, outlet boxes and other openings closed to prevent entry of foreign matter. Cover fixtures, equipment, devices and apparatus and protect them against dirt, paint, water, chemical or mechanical damage, before and during construction period. Prior to final acceptance, restore to original condition any fixture, apparatus or equipment damaged including restoration of damaged factory applied painted finishes. Protect bright finished surfaces and similar items until in service. No rust or damage will be permitted.
3. Supervision: Contractor shall personally or through an authorized and competent representative constantly supervise the Work from beginning to completion and, within reason, keep the same foreman and workmen on the Project throughout the Project duration.

C. Preparation:

1. Drawings:
 - a. Layout: General layout indicated on the Drawings shall be followed except where other Work may conflict with the Drawings.
 - b. Accuracy: Drawings for the Work under this Section are essentially diagrammatic within the constraints of the symbology applied.

1.06 RECORD DOCUMENTS

A. Provide Project Record Drawings as described herein:

1. Drawings shall fully represent installed conditions including actual locations of outlets, true panelboard connections following phase balancing routines, correct conduit and wire sizing as well as routing, revised fixture schedule listing Manufacturers and products actually installed and revised panel schedules. Contractor shall record all changes in the Work during the course of construction on blue or black line prints. These prints shall be made subject of monthly review by the Owner's Representative to ascertain that they are current. If not current monthly payments may be withheld.
2. Record drawing submissions shall be provided to the Engineer to review upon the completion of the following phases of Work:
 - a. Final electrical installation.
3. Include in the record drawing submission the following shop drawing submission with all updated installation information:
 - a. Fire alarm/life safety system.
4. A single set of half size prints of the Record Drawings shall be submitted for review. Upon receipt of the Engineer's review comments, corrections shall be made and the Contractor shall provide the following:
 - a. Two sets of full size prints.
 - b. Four sets of half size prints.
 - c. DXF files of Drawings.
 - d. PDF files of drawings

BASIC ELECTRICAL REQUIREMENTS

1.07 OPERATION AND MAINTENANCE MANUALS

- A. Prior to Project closeout furnish to the Owner, six (6) hard back 3-ring binders containing all bulletins, operation and maintenance instructions, part lists, service telephone numbers and other pertinent information as noted in each Section all equipment furnished under Division 26. Binders shall be indexed into Division Sections and labeled for easy reference. Bulletins containing more information than the equipment concerned shall be properly stripped and assembled.

1.08 PROJECT MANAGEMENT AND COORDINATION SERVICES

- A. Overview: Contractor shall provide a Project Manager/Engineer for the duration of the Project to coordinate the Division 26 Work with all other trades. Coordination services, procedures and documentation responsibility shall include, but shall not be limited to the items listed in this Section.
- B. Review of Shop Drawings prepared by other Subcontractors:
 - 1. Obtain copies of all Shop Drawings for equipment provided by others that require electrical service connections or interface with Division 26 Work.
 - 2. Perform a thorough review of the Shop Drawings to confirm compliance with the service requirements contained in the Division 26 Contract Documents. Document any discrepancy or deviation as follows:
 - a. Prepare memo summarizing the discrepancy.
 - b. Provide a copy of the specific shop drawing, indicating via cloud, the discrepancy.
 - 3. Prepare and maintain a shop drawing review log indicating the following information:
 - a. Shop drawing number and brief description of the system/material.
 - b. Date of your review.
 - c. Indication if follow-up coordination is required.
- C. Request for information (RFI):
 - 1. Thoroughly review the Contract Documents prior to the preparation and submission of an RFI. If an RFI is submitted, attach 8 1/2" x 11" copies of all relevant documents to clarify the issue.
 - 2. Prepare and maintain an RFI log indicating the following information:
 - a. RFI number and brief summary of the issue.
 - b. Date of issuance and receipt of response.
- D. Clarification confirmation memo (CCM):
 - 1. Either the Contractor will prepare CCM memos or the Engineer to confirm a decision clarifying the Contract Documents that does not impact cost or affect other trades.
 - 2. Prepare and maintain a CCM log indicating the following information:
 - a. CCM number: Use CCM-C1, C2, etc. for memos issued by the Contractor and CCM-E1, E2, etc. for memos issued by the Engineer.
 - b. Brief summary of issue and date issued.

BASIC ELECTRICAL REQUIREMENTS

1.09 CONTRACT PRICING MODIFICATION PROCEDURES

- A. Submission guidelines: This Section covers the criteria for direct costs, mark-ups and documentation requirements to be followed by the Contractor for any pricing modification to the Base Contract, where unit pricing has not already been established.
1. Change orders: Pricing for additions or deletions to the Base Contract Scope of Work upon acceptance of bid value and receipt of authorization to proceed.
 2. Allowances: Cost allowances may be assigned for specific Scope of Work outlined within the Base Contract where design has not been fully delineated on the Contract Documents. When detailed information is available, the Contractor shall prepare and submit a price quotation for the Work. This price quotation will be compared to the allowance value and any adjustments necessary to the Base Contract value shall be made via change order.
- B. Direct costs:
1. Labor:
 - a. Hourly labor rates shall not exceed the prevailing wage for the County where the Work is being performed. The costs for all supervision, including general superintendents and foremen, shall be included in the mark-up defined herein. Working foremen will be considered a direct cost only if the individual is on the Project site physically installing Work under the change order.
 - b. Labor burden shall be based on rates currently in effect at the time the Work under the change order is being performed and shall include only fringe benefits by governing trade organizations, Federal Insurance Contribution Act, Federal and State Unemployment taxes, payroll taxes and net actual premium paid for public liability, workers' compensation, property damage and other forms of insurance required by the Owner. No other cost will be included as labor burden.
 - c. NECA Manual of Labor Units will be utilized as the basis for determining labor productivity rates for Electrical Work as follows:
 - 1) 85% of NECA column 1 (normal) for change in scope issued well in advance of Work needing to be performed, so as not to cause slow-down or Work stoppage.
 - 2) 100% of NECA column 1 (normal) for Work being performed with other Base Contract Work, not out of sequence and with minimal slow-down or Work stoppage.
 - 3) 100% of NECA column 2 (difficult) for Work performed out of sequence, requiring Work stoppage and reconstruction in areas already complete. This Work may involve the removal of ceiling tiles or the cutting and patching of walls.
 - d. No labor costs shall be included for the following items since the labor is already covered by the NECA labor units for conduit and construction channel:
 - 1) Conduit straps and clips.
 - 2) Construction channel accessories (nuts, washers, etc.).
 - 3) Screws.
 - 4) Conduit elbows $\frac{3}{4}$ " and smaller.
 2. Material:

BASIC ELECTRICAL REQUIREMENTS

- a. The cost of material shall be the direct cost, including sales tax and may include the cost of transportation from the Supplier to the Contractor, but charges for final delivery to the Project site will not be allowed.
 - b. Electrical commodities priced based on most current Trade Service Book with a 15% discount. Non-commodities priced per invoice from Supplier.
3. Equipment rental:
 - a. Payment for equipment costs will be made at the rental rates listed for such equipment as specified in the current edition, at the time of the Work, of "Labor Surcharge and Equipment Rental Rates," a Caltrans Publication. Such rental rates shall be adjusted as appropriate and will be used to compute payments for equipment; regardless of weather the equipment is under Contractor's control through direct ownership, leasing, renting or other method of acquisition. Daily, weekly or monthly rates shall be used, whichever is lower. Hourly rates including operator shall not be used.
 - b. The actual time to be paid for equipment shall be the time the equipment is in productive operation on the Work. No payment will be made time while equipment is inoperative due to breakdown or for non-working days.
 - c. Individual pieces of equipment having a replacement value of \$1,000 or less shall be considered small tools or small equipment and no payment will be made since the costs of these tools and equipment are included as part of the Contractor's mark-up for overhead and profit.
 - d. Payment to Contractor for use of equipment as set forth herein shall constitute full compensation to Contractor for the cost of fuel, power, oil, lubricants, supplies, small equipment, necessary attachments, repairs and maintenance of any kind, depreciation, storage, insurance, labor (except for equipment operators) and any and all costs to Contractor for incidental use of the equipment.
4. Performance bond: Only the actual cost of insurance and bond premiums, with no mark-up for overhead and profit, will be allowed.
- C. Mark-up for overhead and profit on direct costs:
 1. Costs to be included as part of mark-up:
 - a. Field and home office personnel including, but not limited to, Principals, Project Managers, Superintendents, Supervisory Foremen, Estimators, Project Engineers, Detailers, Draftspersons, Schedulers and Administrative Assistants.
 - b. All field and home office expenses including, but not limited to, field trailers, parking, storage sheds, office equipment and supplies, telephone service at the Project site, long-distance telephone calls, fax machines, computers and software, temporary utilities, sanitary facilities, etc.
 - c. Administrative functions including, but not limited to, reviewing, coordinating, distributing, processing, posting, recording, estimating, negotiating, scheduling, schedule updating and revising, expediting, detailing, revising Shop Drawings and preparing Record Drawings.
 - d. Vehicles required for the transportation of Contractor's staff and field personnel.
 2. Maximum mark-up values:

BASIC ELECTRICAL REQUIREMENTS

- a. For Work performed by the Contractor, the overhead mark-up shall equal a maximum of 10 percent of the direct costs, as defined herein.
- b. Mark-up for profit shall equal a maximum of 5 percent of combined direct and overhead costs.
- c. For Work performed by a Subcontractor shall equal a maximum of 5 percent mark-up for profit. Subcontractor shall follow the same guidelines above for their mark-up allowance. No consideration shall be given for more mark-ups then this two tier arrangement whereas the mark-up could excess 20%.
- d. For Work scope changes that result in a net decrease in cost to the Contractor or a Subcontractor, the Owner shall receive a credit based on the actual net decrease in direct cost figured in the same manner as an add cost. It is understood that the mark-up value applied at bid time will not be credited back. Although, if this is a change to a previous change order, then mark-up values shall be included in credit back to Owner.
- e. There will be no mark-ups on the cost of performance bond.

D. Documentation:

1. Project change order request submission:
 - a. Provide copies of all take-off sheets showing material and labor charges in line item format.
 - b. Provide recap sheet showing all direct costs and mark-ups.
 - c. Provide copies of invoices for Subcontracted Work.
2. Allowance account tracking:
 - a. Contractor shall prepare and maintain a spreadsheet for each allowance account to track and monitor the requested and approved charges.
 - b. Copies of these spreadsheets, along with the summary spreadsheets, shall be submitted to the Owner's Representative twice a month.

PART 2 - PRODUCTS (NOT APPLICABLE)

PART 3 - EXECUTION

3.01 EXCAVATION

- A. General: Cutting and digging shall be under the direct supervision of the General Contractor and included as necessary for the Work of this Section.
- B. Excavation for underground vaults and electrical structures: Conform to elevations and dimensions indicated within a tolerance of plus or minus 0.10 foot; plus a sufficient distance to permit placing and removal of concrete formwork, installation or services, other construction and for inspection.
 1. Excavate, by hand, areas within drip-line of large trees. Protect the root system for damage and dry-out. Maintain moist conditions for root system and over exposed roots with burlap. Paint root cuts of 1 inch in diameter and larger with emulsified asphalt tree paint.
 2. Take care not to disturb bottom of excavation. Excavate by hand to final grade just before concrete reinforcement is placed.
- C. Trenching: Excavate trenches for electrical installation as follows:

BASIC ELECTRICAL REQUIREMENTS

1. Excavate trenches to the uniform width, sufficiently wide to provide ample working room and a minimum of 6 to 9 inches clearances on both side of raceways and equipment.
 2. Excavate trenches to depth indicated or required.
 3. Limit the length of open trench to that in which installations can be made and the trench backfilled within the same day.
 4. Where rock is encountered, carry excavation below required elevation and backfill with a layer of crushed stone or gravel prior to installation of raceways and equipment. Provide a minimum of 6 inches of stone or gravel cushion between rock bearing surface and electrical installations.
- D. Backfilling: Place soil materials in layers to required subgrade elevations for each area classification, using materials and methods specified in Division 31, Earthwork.
1. Under building slabs, use drainage fill materials.

3.02 ROUGH-IN

- A. Contractor shall verify lines, levels and dimensions indicated on the Drawings and shall be responsible for the accuracy of the setting out of Work and for its strict conformance with existing conditions at the Project site.
- B. Verify final locations for rough-ins with field measurements and with the requirements for the actual equipment to be connected.

3.03 ELECTRICAL INSTALLATION

- A. Preparation, sequencing, handling and installation shall be in accordance with Manufacturer's written instructions and technical data particular to the product specified and/or accepted equal except as otherwise specified. Comply with the following requirements:
 1. Shop Drawings prepared by Manufacturer.
 2. Verify all dimensions by field measurements.
 3. Arrange for chases, slots and openings in other building components during progress of construction, to allow for electrical installations.
 4. Coordinate the installation of required supporting devices and sleeves to be set in poured-in-place concrete and other structural components, as they are constructed.
 5. Sequence, coordinate and integrate installations of electrical materials and equipment for efficient flow of the Work. Give particular attention to large equipment requiring positioning prior to closing in the building.
 6. Where mounting height is not detailed or dimensioned, contact the Engineer for direction prior to proceeding with rough-in.
 7. Install systems, materials and equipment to conform with approved submittal data, including coordination Drawings, to greatest extent possible. Conform to arrangements indicated by the Contract Documents, recognizing that portions of the Work are indicated only in diagrammatic form. Where coordination requirements conflict with individual system requirements, refer conflict to the Architect.
 8. Install systems, materials and equipment level and plumb, parallel and perpendicular to other building systems and components, where installed exposed in finished spaces.
 9. Install electrical equipment to facilitate servicing, maintenance and repair or replacement of equipment components. As much as practical, connect equipment for ease of disconnecting, with minimum of interference with other installations.

BASIC ELECTRICAL REQUIREMENTS

10. Coordinate electrical systems, equipment and materials installations with other building components.
11. Provide access panel or doors where devices or equipment are concealed behind finished surfaces. Furnish and install access doors per the requirements of Division 08.
12. Install systems, materials and equipment giving right-of-way priority to other systems that are required to maintain a specified slope.
13. Conform to the California Electrical Contractor's Association "Standard of Installation" for general installation practice.

3.04 CUTTING, PATCHING, PAINTING AND SEALING

- A. Structural members shall in no case be drilled, bored or notched in such a manner that will impair their structural value. Cutting of holes, if required, shall be done with core drill and only with the approval of the Architect and Structural Engineer.
- B. Protection of Installed Work: During cutting and patching operations, protect adjacent installations.
- C. Cut, remove and legally dispose of selected electrical equipment, components and materials as indicated, including but not limited to removal of electrical items indicated to be removed and items made obsolete by the new Work.
- D. Protect the structure, furnishings, finishes and adjacent materials not indicated or scheduled to be removed.
- E. Provide and maintain temporary partitions or dust barriers adequate to prevent the spread of dust and dirt to adjacent areas.
- F. Patch existing surfaces and building components using experienced installers and new materials matching existing materials and the original installation. For installers' qualifications refer to the materials and methods required for the surface and building components being patched.
- G. Application of joint sealers:
 1. General: Comply with joint sealer Manufacturers' printed application instructions applicable to products and applications indicated, except where more stringent requirements apply.
 2. Installation of fire-stopping sealant: Install sealant, including forming, packing and other accessory materials, to fill openings around electrical services penetrating floors and walls, to provide fire-stops and fire-resistance ratings indicated for floor or wall assembly in which penetration occurs. Comply with installation requirements established by testing and inspecting agency.

3.05 FIELD QUALITY CONTROL

- A. General testing requirements:
 1. The purpose of testing is to ensure that all tested electrical equipment, both Contractor and Owner supplied, is operational and within industry and Manufacturer's tolerances and is installed in accordance with design Specifications.
 2. Tests and inspections shall determine suitability for energization.
 3. Perform tests in presence of the Owner's Representative and furnish test equipment, facilities and technical personnel required to perform tests.

BASIC ELECTRICAL REQUIREMENTS

4. Tests shall be conducted during the construction period and at completion to determine conformity with applicable codes and with these Specifications.
- B. Tests:
1. Alarm systems: All specific tests described in the fire alarm/life safety system shall be performed.
 2. Circuit numbering verification: Select on a random basis various circuit breakers in the panelboards and cycle them on and off to verify compliance of the typed panel directories with actual field wiring.
- C. Contractor shall provide test power required when testing equipment before service energization and coordinate availability of test power with General Contractor after service energization. The Contractor shall provide any specialized test power as needed or specified herein.
- D. Testing safety and precautions:
1. Safety practices shall include the following requirements:
 - a. Applicable State and Local safety operating procedures.
 - b. OSHA.
 - c. NSC.
 - d. NFPA 70E.
 2. All tests shall be performed with apparatus de-energized and grounded except where otherwise specifically required ungrounded by test procedure.
- E. Calibration of test equipment:
1. Fire Alarm testing company shall have calibration program that assures test instruments are maintained within rated accuracy.
 2. Instruments shall be calibrated in accordance with the following frequency schedule:
 - a. ``
 - b. Laboratory instruments: 12 months.
 - c. Leased specialty equipment: 12 months where accuracy is guaranteed by lessor.
 3. Dated calibration labels shall be visible on test equipment.
 4. Records, which show date and results of instruments calibrated or tested, must be kept up-to-date.
 5. Up-to-date instrument calibration instructions and procedures shall be maintained for test instrument.
 6. Calibration standards shall be of higher accuracy than instrument tested.
 7. Equipment used for field testing shall be more accurate than instrument being tested.
- F. Coordinate with General Contractor regarding testing schedule and availability of equipment ready for testing.
- G. Notify Owner and Engineer one week in advance of any testing.
- H. Any products which fail during the tests or are ruled unsatisfactory by the Owner's Representative shall be replaced, repaired or corrected as prescribed by the Owner's

BASIC ELECTRICAL REQUIREMENTS

Representative at the expense of the Contractor. Tests shall be performed after repairs, replacements or corrections until satisfactory performance is demonstrated.

- I. Testing company shall maintain written record of tests and shall assemble and certify final test report.
- J. Include all test results in the maintenance manuals.

3.06 CLEANING

- A. Prior to energizing of electrical equipment, the Contractor shall thoroughly clean the interior of enclosures from construction debris, scrap wire, etc. using Manufacturer's approved methods and materials.
- B. Upon completion of Project, prior to final acceptance, the Contractor shall thoroughly clean both the interior and exterior of all electrical equipment per Manufacturers approved methods and materials. Remove paint splatters and other spots, dirt and debris.
- C. Touch-up paint any marks, blemishes or other finish damage suffered during installation.

3.07 PROJECT CLOSEOUT

- A. Training: At the time of completion, a period of not less than 8 hours shall be allotted by the Contractor for instruction of building operating and maintenance personnel in the use of the fire alarm/life safety system. All personnel shall be instructed at one time, the Contractor making all necessary arrangements with Manufacturer's Representative. The equipment Manufacturer shall be requested to provide product literature and application guides for the users' reference. Costs, if any, for the above services shall be paid by the Contractor.
- B. Special tools: Provide one of each tool required for proper operation and maintenance of the equipment provided under this Section. All tools shall be delivered to the Owner at the Project completion.

END OF SECTION

ELECTRICAL DEMOLITION

SECTION 260090 - ELECTRICAL DEMOLITION

PART 1 - GENERAL

1.01 SUMMARY

- A. Work included: Labor and equipment necessary to complete the demolition required for the item specified under this Division, including but not limited to:
 - 1. Selective Electrical demolition

1.02 SYSTEM DESCRIPTION

- A. Disconnection, removal and relocation of all wiring, light fixtures, outlets, conduit and all other types of electrical equipment as described on Drawings.
- B. Purpose is to remove, relocate and extend existing installations to accommodate new construction.

PART 2 - PRODUCTS

2.01 MATERIALS AND EQUIPMENT

- A. Materials and equipment necessary for patching and extending Work, as specified in other Sections.

PART 3 - EXECUTION

3.01 EXAMINATION

- A. Contractor shall thoroughly review conditions in the area of demolition prior to commencing Work to ensure complete understanding of existing installation in relationship to demolition Work.

3.02 GENERAL REQUIREMENTS

- A. Remove all wiring, fire alarm devices, conduit and all other types of electrical equipment indicated to be removed. Devices that are to be removed may require reworking conduit and wiring in order to maintain service to other devices. If removed devices are on walls or ceilings that are to remain, blank cover plates are to be installed on outlet boxes.
- B. Where remodeling interferes with devices in areas that are otherwise undisturbed, conduit and wire shall be reworked as required.
- C. Existing devices and circuiting that are indicated are indicated only for informational purposes. Contractor shall visit the Project site and shall verify conditions as they exist and shall remove, relocate and/or rework any electrical equipment or circuits affected (whether indicated or not) due to removal of existing walls, ceilings, etc.
- D. All equipment, devices, etc., which are removed shall be delivered to the Owner for disposition. All items which are removed and not wanted by the Owner and which are not reused shall become the property of the Contractor and shall be legally removed from the Project site.
- E. Cutting and patching necessary for the removal of Electrical Work shall be included.

3.03 CONDUIT

- A. Remove abandoned conduit, including abandoned conduit above accessible ceiling finishes. Cut conduit flush with walls and floors and patch surfaces.

ELECTRICAL DEMOLITION

3.04 WIRING

- A. Removed abandoned wiring to source of supply.

3.05 EXISTING SYSTEMS

- A. Electrical distribution system: Disable system only to make switchovers and connections. Obtain permission from Owner's designated representative at least 24 hours before partially or completely disabling system. Minimize outage duration. Make temporary connections to maintain service in areas adjacent to Work area.
- B. Fire alarm system: Maintain the existing system in service. Disable system only to make temporary connections to maintain service in areas adjacent to Work area(s). Notify Owner and Fire Supervisory Service at least 24 hours before partially or completely disabling the system.

3.06 CLEANING AND REPAIR

- A. Clean and repair existing fire alarm materials and equipment that shall remain.

END OF SECTION

BUILDING WIRE AND CABLE

SECTION 260519 - BUILDING WIRE AND CABLE

PART 1 - GENERAL

1.01 SUMMARY

- A. Work included: Labor, materials and equipment necessary to complete the installation required for the item specified under this Division, including but not limited to:
 - 1. Building wire.
 - 2. Cable.
 - 3. Wiring connections and terminations.
- B. Related Work: Consult all other Sections, determine the extent and character of related Work and properly coordinate Work specified herein with that specified elsewhere to produce a complete installation.

1.02 REFERENCES

- A. Comply with the latest edition of the following applicable Specifications and standards except as otherwise indicated or specified:
 - 1. Federal Specifications (FS):
 - FS J-C-30A; Cable and Wire, Electrical (Power, Fixed Installation).
 - FS W-S-610C; Splice Conductor.
 - FS HH-I-595C; Insulation Tape, Electrical, Pressure-Sensitive Adhesive, Plastic.
 - 2. Underwriters Laboratories, Inc. (UL):
 - UL 44; Thermoset-Insulated Wires and Cables.
 - UL 83; Thermoplastic-Insulated Wires and Cables.
 - UL 183; Manufactured Wiring Systems.
 - UL 310; Electrical Quick-Connect Terminals.
 - UL 486A & B; Wire Connectors.
 - UL 486C; Splicing Wire Connectors.
 - UL 486D; Insulated Wire Connector Systems for Underground Use or in Damp or Wet Locations.
 - UL 493; Thermoplastic-Insulated Underground Feeder and Branch Circuit Cables.
 - UL 510; Polyvinyl Chloride, Polyethylene and Rubber Insulating Tape.
 - UL 854; Service-Entrance Cables.
 - UL 1569; Metal-Clad Cables.
 - UL 1581; Reference Standard for Electrical Wires, Cables and Flexible Cords.
 - 3. National Electrical Manufacturer Association (NEMA):

BUILDING WIRE AND CABLE

NEMA WC-5; Thermoplastic Insulated Wire and Cable for the Transmission and Distribution of Electrical Energy.

NEMA WC-7; Cross-Linked Thermosetting Polyethylene Insulated Wire and Cable for the Transmission and Distribution of Electrical Energy.

4. Institute of Electrical and Electronic Engineers (IEEE):

IEEE 82; Test Procedure for Impulse Voltage Tests on Insulated Conductors.

1.03 SUBMITTALS

A. Submit in accordance with the requirements of Section 260010: Basic Electrical Requirements, the following items:

1. Data/catalog cuts for each product and component specified herein, listing all physical and electrical characteristics and ratings indicating compliance with all listed standards.
2. Clearly mark on each data sheet the specific item(s) being submitted and the proposed application.
3. Submit Manufacturer's installation instructions.
4. Final test results.

B. RECORD DRAWINGS

1. Furnish Record Drawings as described in Section 260010: Basic Electrical Requirements, utilizing Shop Drawing submissions with updated field conditions. These Drawings shall include but not be limited to the following:
 - a. Manufactured wiring system.
2. Final acceptance will not be made until the Engineer has approved the Record Drawings.

1.04 QUALITY ASSURANCE

- A. All materials, equipment and parts comprising the units specified herein shall be new, unused and currently under production.
- B. Only products and applications listed in this Section may be used on the Project unless otherwise submitted.
- C. Independent Testing Agency qualifications: Refer to Section 260010: Basic Electrical Requirements.

PART 2 - PRODUCTS

2.01 MANUFACTURERS

- A. Products furnished by the following Manufacturers shall be acceptable if in compliance with all features specified herein and indicated on the Drawings.
1. Building wire:
 - a. America Insulated Wire Corp.
 - b. Rome Cable.
 - c. Southwire Company.
 2. Flexible Cords and Cables:

BUILDING WIRE AND CABLE

- a. Carol Cable Company.
- b. PWC Corp.
- c. ITT Royal Electric.
3. Wiring connectors and terminations:
 - a. 3M Company.
 - b. Ideal.
 - c. Blackburn-Holub.
 - d. Burndy.
 - e. Thomas & Betts Corp.
 - f. Beau Barrier.

B. Substitutions: Under provisions of Section 260010: Basic Electrical Requirements.

2.02 BUILDING WIRE

A. Conductor material:

1. Provide annealed copper for all wire, conductor and cable, unless otherwise indicated.
2. Wire AWG #8 and larger shall be stranded, unless otherwise indicated.
3. Wire AWG #10 and smaller may be solid or stranded as best suited for the installation.

B. Insulation material:

1. All insulated wire, conductor and cable shall be 600 volt rated unless otherwise noted on the Drawings.
2. Thermoplastic-insulated building wire: NEMA WC 5.
3. Rubber-insulated building wire: NEMA WC 3.
4. Feeders and branch circuits larger than 6 AWG: Type dual rated THHN/THWN.
5. Feeders and branch circuits 6 AWG and smaller: Type or dual rated THHN/THWN.
6. Control Circuits: Type dual rated THHN/THWN.
7. Identify system conductors as to voltage and phase connections by means of color-impregnated insulation.

2.03 METAL-CLAD CABLE (MC)

A. MC cable shall not be used on this project

2.04 WIRING CONNECTIONS AND TERMINATIONS

A. Bolted pressure connectors: Provide wide range-taking connectors with cast bronze compression bolts, designed for parallel taps, tees, crosses or end-to-end connections.

B. Electrical spring wire connectors:

1. Provide multi-part construction incorporating a non-restricted, zinc coated square cross-section steel spring enclosed in a steel sheet with an outer jacket of plastic and insulating skirt.
2. Self-striping pigtail and tap U-contact connectors shall not be used.

BUILDING WIRE AND CABLE

C. Push-in wire connectors:

1. Multi-port push-in wire connectors for a maximum of 8-wires, as required for specific application. Connectors are manufactured to accommodate a wide range of sizes with either solid or stranded conductors, up to a maximum wire size of #10 AWG. Low insertion force required for ease of installation.
2. Housing shall be 105 degrees C and transparent for visual connection verification.
3. 600 volt maximum rating with copper contacts.
4. UL Listed to 486C and UL 467 Listed for grounding and bonding applications.

D. Compression type terminating lugs:

1. Provide tin-plated copper high-compression type lugs for installation with hand or hydraulically operated circumference-crimping tools and dies as stipulated by the lug Manufacturer or as indicated on Drawings. Notch or single point type crimping is NOT acceptable.
2. Two hole, long barrel lugs shall be provided for size (4/0) and larger wire where terminated to bus bars. Use minimum of three crimps per lug, on sizes where possible.

E. Splicing and insulating tape: Provide black, ultraviolet proof, self-extinguishing, 7 mil thick vinyl general purpose electrical tape with a dielectric strength of 10,000 volts suitable for temperatures from minus 18 degrees C to 105 degrees C. Federal Spec. HH-I-595, Scotch 33+ or equal minimum.

F. Insulating putty:

1. Provide pads or rolls of non-corrosive, self-fusing, one-eighth inch thick rubber putty with PVC backing sheet. Scotch vinyl mastic pads and roll or equal.
2. Use putty suitable for temperatures from minus 17.8 degrees C to 37.8 degrees C with a dielectric strength of 570-volts/mil minimum.

G. Insulating resin:

1. Provide two-part liquid epoxy resin with resin and catalyst in pre-measured, sealed mixing pouch. Scotchcast 4 or equal for wet or underground vaults, boxes, etc. splices or terminations.
2. Use resin with a set up time of approximately 30 minutes at 21.1 degrees C and with thermal and dielectric properties equal to the insulating properties of the cables immersed in the resin.

H. Terminal strips:

1. Provide box type terminal strips in the required quantity plus 25% spare. Install in continuous rows in terminal cabinets.
2. Use the box type terminal strips with barrier open backs and with ampere ratings as required.
3. Identify all terminals with numbering sequence being used for a particular system.

I. Crimp type connectors:

1. Provide insulated fork or ring crimp terminals with tinned electrolytic copper-brazed barrel with funnel wire entry and insulation support

BUILDING WIRE AND CABLE

2. Fasten crimp type connectors or terminals using a crimping tool recommended by the connector Manufacturer.
 3. Provide insulated overlap splices with tinned seamless electrolytic copper barrel with funnel wire entry and insulation support.
 4. Provide insulated butt splices with tinned seamless electrolytic copper barrel with center stop, funnel wire entry and insulation support.
- J. Cable ties: Provide harnessing and point-to-point wire bundling with nylon cable ties. All cable ties shall be installed using tool supplied by Manufacturer of ties.
- K. Wire lubricating compound:
1. UL listed for the wire insulation and conduit type and shall not harden or become adhesive.
 2. Shall not be used on wire for isolated type electrical power systems.
- L. Bolt termination hardware:
1. Bolts shall be plated, medium carbon steel heat-treated, quenched and tempered equal to ASTM A-325 or SAE grade 5; or silicon bronze alloy ASTM B-9954 Type B.
 2. Nuts shall be heavy semi-finished hexagon, conforming to ANSI B18.2.2, threads to be unified coarse series (UNC), class 2B steel or silicon bronze alloy.
 3. Flat washers shall be steel or silicon bronze, Type A plain standard wide series, confirming to ANSI B27.2. SAE or narrow series shall not be used.
 4. Belleville conical spring washers shall be hardened steel, cadmium plated or silicon bronze.
 5. Each bolt connecting lug(s) to a terminal or bus shall not carry current exceeding the following values:
 - a. 1/4" bolt - 125 amps
 - b. 5/16" bolt - 175 amps
 - c. 3/8" bolt - 225 amps
 - d. 1/2" bolt - 300 amps
 - e. 5/8" bolt - 375 amps
 - f. 3/4" bolt - 450 amps

PART 3 - EXECUTION

3.01 EXAMINATION

- A. Contractor shall thoroughly examine Project site conditions for acceptance of wire and cable installation to verify conformance with Manufacturer and Specification tolerances. Do not commence with installation until all conditions are made satisfactory.

3.02 APPLICATION

- A. All wire, conductor and cable with their respective connectors, fittings and supports shall be UL listed for the installed application and ambient condition.
- B. Feeders and branch circuits in wet locations shall be rated 75 degree C.
- C. Feeders and branch circuits in dry locations shall be rated 90 degree C.

BUILDING WIRE AND CABLE

D. Minimum conductor size:

1. Provide minimum AWG #12 for all power and lighting branch circuits.
2. Provide minimum AWG #14 for all line voltage signal and control wiring unless otherwise indicated.

E. Color coding:

1. For 120/208 volt, 3 phase, 4 wire systems:
 - a. Phase A - Black
 - b. Phase B - Red
 - c. Phase C - Blue
 - d. Neutral - White
 - e. Ground - Green

3.03 WIRING METHODS

- A. Install wires and cables in accordance with Manufacturer's written instructions, as indicated on Drawings and as specified herein.
- B. Install all single conductors in raceway system, unless otherwise noted.
- C. Provide adequate length of conductors within electrical enclosures and train the conductors to terminal points with no excess. Bundle multiple conductors, with conductors larger than #10 AWG cabled in individual circuits. Make terminations so there is no bare conductor at the terminal.
- D. 20 amp power and lighting branch circuit containing no more than four (4) current carrying conductors (phases and neutrals). Use #10 AWG conductor for 120/208 volt circuits located outside a 75 foot radius of panel source, unless otherwise noted.
- E. 20 amp power and lighting branch circuits containing no more than eight (8) current carrying conductors (phases and neutrals). Use #10 AWG conductors for 120/208 volt circuits located outside a 65 foot radius of panel
- F. Provide #10 AWG pig tails on all 20A and 30A wiring devices served by #8 AWG conductors and larger.
- G. Splice cables and wires only in outlet boxes, junction boxes, pull boxes, manholes or handholes. Group and bundle with tie wrap each neutral with it's associated phase conductor where more than one neutral is present in a conduit.
- H. Install cable supports for all vertical feeders in accordance with the NEC Article 300. Provide split wedge type fittings, which firmly clamp each individual cable and tighten due to cable weight.
- I. Neatly form, train and tie the cables in individual circuits. For panelboards, cabinets, wireways, switches and equipment assemblies.
- J. Seal cable or wire, entering a building from underground, between the wire or cable and conduit, where it exits the conduit, with a non-hardening approved compound, i.e. duct seal or equal.
- K. Provide UL-listed factory-fabricated, solderless metal connectors of size, ampacity rating, material, type and class for applications and for services indicated. Use connectors with temperature ratings equal to or greater than the wires that are being terminated.

BUILDING WIRE AND CABLE

- L. Stranded wire shall be terminated using fitting, lugs or devices listed for the application. However, in no case shall stranded wire be terminated solely by wrapping it around a screw or bolt.
- M. Flexible cords and cables supplied, as part of a pre-manufacturer fixture or unit assembly shall be installed according to Manufacturers published installation instructions.

3.04 WIRING INSTALLATION IN RACEWAYS

- A. Install wire in raceway after interior of building has been physically protected from the weather and all mechanical Work likely to injure conductors has been completed. Pull all conductors into a raceway at the same time. Exercise care in pulling conductors so that insulation is not damaged. Use UL listed, non-petroleum base and insulating type pulling compound as needed.
- B. Completely mandrel all underground or concrete encased conduits prior to installing conductors.
- C. Completely and thoroughly swab raceway system before installing conductors.
- D. Do not use block and tackle, power driven winch or other mechanical means for pulling conductors of size smaller than AWG #1.
- E. Wire pulling:
 - 1. Provide installation equipment that will prevent the cutting or abrasion of insulation during pulling of cables.
 - 2. Use rope made of nonmetallic material for pulling feeders.
 - 3. Attach pulling lines for feeders by means of either woven basket grips or pulling eyes attached directly to the conductors.
 - 4. Pull in together multiple conductors or cables in a single conduit.
- F. Install and test all cables in accordance with Manufacturer's instructions and warranty.

3.05 WIRE SPLICES, JOINTS AND TERMINATION

- A. Join and terminate wire, conductors and cables in accordance with UL 486A, C, NEC and Manufacturer's instructions.
- B. Thoroughly clean wires before installing lugs and connectors.
- C. Make splices, taps and terminations to carry full ampacity of conductors without perceptible temperature rise.
- D. Splices and terminations shall be made mechanically and electrically secure.
- E. Where it's determined that unsatisfactory splice or terminations have been installed, remove the devices and install approved devices at no addition cost.
- F. Terminate wires in Terminal Cabinets, relay and contactor panels, etc. using terminal strip connectors.
- G. Insulate spare conductors with electrical tape and leave sufficient length to terminate anywhere in the panel or cabinet.
- H. Install cable ties and maintain harnessing.

BUILDING WIRE AND CABLE

- I. Encapsulate splices in exterior outlets, pullboxes and junction boxes using specified insulating resin kits. Make all splices watertight for exterior equipment and equipment in pump rooms.
- J. Make up all splices and taps in accessible junction or outlet boxes with connectors as specified herein. Pigtails and taps shall be the same color as the feed conductor. Form conductor prior to cutting and provide at least six (6) inches of tail and neatly packed in box after splice is made up.
- K. Branch circuits (#10 AWG and smaller):
 - 1. Connectors: Solderless, screw-on, reusable spring pressure cable type, 600 volt, 105-degree C. with integral insulation, approved for copper conductors.
 - 2. The integral insulator shall have a skirt to completely cover the stripped wires.
 - 3. The number, size and combination of conductors as listed on the Manufacturers

3.06 IDENTIFICATION

- A. Refer to Section 260553: Electrical Identification for additional requirements.
- B. Securely tag all branch circuits. Mark conductors with specified vinyl wrap-around markers. Where more than two conductors run through a single outlet, mark each conductor with the corresponding circuit number.
- C. Color code conductors size #8 and larger using specified phase color markers and identification tags.
- D. Provide all terminal strips with each individual terminal identified using specified vinyl markers.
- E. In manholes, pullboxes and handholes, provide tags of the embossed brass type and also show the cable type and voltage rating. Attach the tags to the cables with slip-free plastic cable lacing units.

3.07 FIELD QUALITY CONTROL

- A. Prefunctional testing:
 - 1. Visual and mechanical inspection:
 - a. Compare cable data with Contract Documents.
 - b. Inspect exposed sections of wires and cables for physical damage and proper connections.
 - c. Verify tightness of accessible bolted connections with calibrated torque wrench in accordance with Manufacturer's published data.
 - d. Inspect compression applied connectors for correct cable match and indentation.
 - e. Verify visible cable bend meet or exceed ICEA and Manufacturer's minimum allowable bending radius.
 - f. If cables are terminated through window type current transformers, make an inspection to verify neutral and ground conductors are correctly placed for operation of protective devices.
 - g. Ensure wire and cable identification has been installed as specified herein.

END OF SECTION

ELECTRICAL HANGERS AND SUPPORTS

SECTION 260529 - ELECTRICAL HANGERS AND SUPPORTS

PART 1 - GENERAL

1.01 SUMMARY

- A. Work included: Labor, materials and equipment necessary to complete the installation required for the item specified under this Division, including but not limited to:
 - 1. Conduit supports.
 - 2. Equipment supports.
 - 3. Fastening hardware.

1.02 REFERENCES

- A. Comply with the latest edition of the following applicable Specifications and standards except as otherwise indicated or specified:
 - 1. Underwriters Laboratories, Inc. (UL):
 - UL 2239; Hardware for the Supports of Conduit, Tubing and Cable.

1.03 SYSTEM DESCRIPTION

- A. Provide devices specified in this Section and related Sections for support of electrical equipment furnished and installed under Division 26.
- B. Provide support systems that are adequate for the weight of equipment, conduit and wiring to be supported.

1.04 SUBMITTALS

- A. Submit in accordance with the requirements of Section 260010: Basic Electrical Requirements, the following items:
 - 1. Data/catalog cuts for each product and component specified herein.
 - 2. Clearly mark on each data sheet the specific item(s) being submitted and the proposed application.
 - 3. Submit Manufacturer's installation instructions.

1.05 QUALITY ASSURANCE

- A. All materials, equipment and parts comprising the units specified herein shall be new, unused and currently under production.
- B. Only products and applications listed in this Section may be used on the Project unless otherwise submitted.

PART 2 - PRODUCTS

2.01 MANUFACTURERS

- A. Products furnished by the following Manufacturers shall be acceptable if in compliance with all features specified herein and indicated on the Drawings.
 - 1. Concrete fasteners:
 - a. Phillips "Red-Head".
 - b. Remington.

ELECTRICAL HANGERS AND SUPPORTS

- c. Ramset.
 - 2. Concrete inserts and construction channel:
 - a. Unistrut Corp.
 - b. GS Metals "Globe Strut."
 - c. Thomas & Betts "Kindorf" Corp.
 - 3. Conduit straps:
 - a. O-Z/Gedney.
 - b. Erico "Caddy" Fastening Products.
 - c. Thomas & Betts "Kindorf" Corp.
 - B. Substitutions: Under provisions of Section 260010: Basic Electrical Requirements.
- 2.02 CONCRETE FASTENERS
- A. Provide expansion-shield type concrete anchors.
 - B. Provide powder driven concrete fasteners with washers. Obtain approval by Architect and Structural Engineer prior to use.
- 2.03 CONCRETE INSERTS
- A. Provide pressed galvanized steel, concrete spot insert, with oval slot capable of accepting square or rectangular support nuts of ¼ inch to ½ inch diameter thread for rod support.
- 2.04 THREADED ROD
- A. Provide steel threaded rod, sized for the load unless otherwise noted on the Drawings or in the Specifications.
- 2.05 CONSTRUCTION CHANNEL
- A. Provide 1-1/2 inch by 1-1/2 inch, 12 gauge galvanized steel channel with 17/32-inch diameter bolt holes and 1-1/2 inch on center in the base of the channel.
- 2.06 CONDUIT STRAPS
- A. One hole strap, steel or malleable iron, with malleable iron clamp-back spacer for surface mounted wall and ceiling applications.
 - 1. Use malleable strap with spacers for exterior and wet locations.
 - 2. Use steel strap without spacers for interior locations.
 - B. Steel channel conduit strap for support from construction channel.
 - C. Steel conduit hanger for pendant support with threaded rod
 - D. Steel wire conduit support strap for support from independent #12 gauge hanger wires.

PART 3 - EXECUTION

3.01 EXAMINATION

- A. Contractor shall thoroughly examine Project site conditions for acceptance of supporting device installation to verify conformance with Manufacturer and Specification tolerances. Do not commence with installation until all conditions are made satisfactory.

ELECTRICAL HANGERS AND SUPPORTS

3.02 PREPARATION

- A. Coordinate size, shape and location of concrete pads with Division 03, Cast-in-place concrete.
- B. Layout support devices to maintain headroom, neat mechanical appearance and to support the equipment loads.
- C. Where indicated on the Contract Documents, install freestanding electrical equipment on concrete pads.

3.03 INSTALLATION

- A. Furnish and install supporting devices as noted throughout Division 26.
- B. Electrical device and conduit supports shall be independent of all other system supports that are not structural elements of the building, unless otherwise noted.
- C. Fasten hanger rods, conduit clamps, outlet and junction boxes to building structure using precast inserts, expansion anchors, preset inserts or beam clamps.
- D. Use toggle bolts or hollow wall fasteners in hollow masonry, plaster or gypsum board partitions and walls.
- E. Use expansion anchors or preset inserts in solid masonry walls.
- F. Use self-drilling anchors, expansion anchor or preset inserts on concrete surfaces.
- G. Use sheet metal screws in sheet metal studs and wood screws in wood construction.
- H. Do not fasten supports to piping, ductwork, mechanical equipment, conduit or acoustical ceiling suspension wires.
- I. Do not drill structural steel members unless first approved in writing by the Architect or Structural Engineer.
- J. Fabricate supports from structural steel or steel channel, rigidly welded or bolted to present a neat appearance. Use hexagon head bolts with spring lock washers under all nuts.
- K. Install surface-mounted cabinets and panelboards with minimum of four anchors. Provide additional support backing in stud walls prior to sheet rocking as required to adequately support cabinets and panels.
- L. Bridge studs top and bottom with channels to support flush mounted cabinets and panelboards in stud walls.

3.04 ERECTION OF METAL SUPPORTS

- A. Cut, fit and place miscellaneous metal fabrications accurately in location, alignment and elevation to support and anchor electrical materials and equipment.
- B. Field Welding: Comply with AWS "Structural Welding Code."

3.05 WOOD SUPPORTS

- A. Cut, fit and place wood grounds, nailers, blocking and anchorage accurately in location, alignment and elevation to support and anchor electrical materials and equipment.

END OF SECTION

CONDUIT

SECTION 260531 - CONDUIT

PART 1 - GENERAL

1.01 SUMMARY

- A. Work included: Labor, materials and equipment necessary to complete the installation required for the item specified under this Division, including but not limited to:
1. Rigid steel conduit and fittings.
 2. PVC insulated rigid steel conduit and fittings.
 3. Electrical metallic tubing and fittings.
 4. Rigid non-metallic conduit and fittings.
 5. Flexible metallic conduit and fittings.
 6. Liquidtight flexible metallic conduit and fittings.
 7. Miscellaneous conduit fittings and products.

1.02 REFERENCES

- A. Comply with the latest edition of the following applicable Specifications and standards except as otherwise indicated or specified:
1. Federal Specifications (FS):
 - FS WW-C-563; Electrical Metallic Tubing.
 - FS WW-C-566; Specification for Flexible Metal Conduit.
 - FS WW-C-581; Specification for Galvanized Rigid Conduit.
 - FS W-C-1094A; Conduit and Conduit Fittings Plastic, Rigid.
 2. American National Standards Institute, Inc. (ANSI):
 - ANSI C80.1; Rigid Steel Conduit, Zinc-Coated.
 - ANSI C80.3; Electrical Metallic Tubing, Zinc Coated.
 - ANSI C80.5; Rigid Aluminum Conduit.
 3. Underwriters Laboratories, Inc. (UL):
 - UL 1; Flexible Metal Conduit.
 - UL 6; Rigid Metal Conduit.
 - UL 360; Liquid-Tight Flexible Steel Conduit.
 - UL 514B; Conduit, Tubing and Cable Fittings.
 - UL 635; Insulating Bushings.
 - UL 651; Schedule 40 and 80 Rigid PVC Conduit.
 - UL 797; Electrical Metallic Tubing - Steel.
 - UL 1242; Intermediate Metal Conduit - Steel.
 4. National Electrical Manufacturer Association (NEMA):
 - NEMA RN1; PVC Externally coated Galvanized Rigid Steel Conduit.

CONDUIT

NEMA TC 2;	Electrical Plastic Tubing and Conduit.
NEMA TC 3;	PVC Fittings for use with Rigid PVC Conduit.
NEMA TC 6;	PVC Plastic Utilities Duct (EB and DB Type)
NEMA TC 9;	Fittings for PVC Plastic Utilities Duct (EB and DB Type)

1.03 SUBMITTALS

- A. Submit in accordance with the requirements of Section 260010: Basic Electrical Requirements the following items:
 - 1. Data/catalog cuts for each product and component specified herein, listing all physical and electrical characteristics and ratings indicating compliance with all listed standards.
 - 2. Clearly mark on each data sheet the specific item(s) being submitted and the proposed application.
 - 3. Submit Manufacturer's installation instruction. Provide written instructions for raceway products requiring glues, special tools or specific installation techniques.

1.04 QUALITY ASSURANCE

- A. All materials, equipment and parts comprising the units specified herein shall be new, unused and currently under production.
- B. Only products and applications listed in this Section may be used on the Project unless otherwise submitted and approved.

PART 2 - PRODUCTS

2.01 MANUFACTURERS

- A. Products furnished by the following Manufacturers shall be acceptable if in compliance with all features specified herein and indicated on the Drawings.
 - 1. Metal conduit:
 - a. Allied Tube and Conduit Co.
 - b. Triangle PWC, Inc.
 - c. Western Tube and Conduit Corp.
 - d. Spring City Electrical Manufacturing Co.
 - e. Occidental Coating Co. (OCAL).
 - f. Alflex Corp.
 - g. American Flexible Metal Conduit Co.
 - h. Anaconda.
 - 2. Nonmetallic conduit:
 - a. Carlon.
 - b. PW Pipe.
 - 3. Fittings:
 - a. Appleton Electric Co.
 - b. OZ/Gedney.

CONDUIT

- c. Thomas & Betts Corp.
- d. Spring City Electrical Manufacturing Co.
- e. Occidental Coating Co. (OCAL).
- f. Carlon.

B. Substitutions: Under provisions of Section 260010: Basic Electrical Requirements.

2.02 GALVANIZED RIGID STEEL CONDUIT (GRS)

- A. Conduit: Full weight, threaded, hot-dip galvanized steel, conforming to ANSI C80.1 and UL 6.
- B. Standard threaded couplings, locknuts, bushings and elbows: Only materials of steel or malleable iron are acceptable. Locknuts shall be bonding type with sharp edges for digging into the metal wall of an enclosure.
- C. Three piece couplings: Electroplated, cast malleable iron.
- D. Insulating bushings: Threaded polypropylene or thermosetting phenolic rated 150 degree C minimum.
- E. Insulated grounding bushings: Threaded cast malleable iron body with insulated throat and steel "lay-in" ground lug with compression screw.
- F. Insulated metallic bushings: Threaded cast malleable iron body with plastic insulated throat rated 150 degrees C.
- G. All fittings and connectors shall be threaded.

2.03 PVC INSULATED GALVANIZED RIGID STEEL CONDUIT (PVC GRS)

- A. Conduit: Full weight, threaded, hot-dip galvanized steel, conforming to ANSI C80.1 and NEMA RN-1 with nominal 20 or 40 mil thermoplastic vinyl coating, heat fused and bonded to the exterior of the conduit.
- B. Fittings: Conduit couplings and connectors shall be as specified for galvanized rigid steel conduit and shall be factory PVC coated with an insulating jacket equivalent to that of the coated material.

2.04 ELECTRICAL METALLIC TUBING (EMT)

- A. Conduit: Shall be formed of cold rolled strip steel, electrical resistance welded continuously along the longitudinal seam and hot dip galvanized after fabrication. Conduit shall conform to ANSI C80.3 Specifications and shall meet UL requirements.
- B. Set screw type couplings: Electroplated, steel or cast malleable iron, UL listed concrete tight. Use set screw type couplings with four setscrews each of conduit sizes over 2 inches. Setscrews shall be of case hardened steel with hex head and cup point to firmly seat in wall of conduit for positive grounding.
- C. Set screw type connectors: Electroplated steel or cast malleable iron UL listed concrete tight with male hub and insulated plastic throat, 150 degree C temperature rated. Setscrew shall be same as for couplings.
- D. Raintight couplings: Electroplate steel or cast malleable iron; UL listed raintight and concrete tight, using gland and ring compression type construction.
- E. Raintight connectors: Electroplated steel or cast malleable iron, UL listed raintight and concrete tight, with insulated throat, using gland and ring compression type construction.

CONDUIT

2.05 RIGID NON-METALLIC CONDUIT (PVC)

A. Conduit:

1. Rigid polyvinyl chloride, Schedule 40 or 80 conforming to NEMA TC1 and UL 651, latest edition. UL listed for exposed and direct-burial applications and for 90 degrees C conductor insulation. Conduit shall include an integral bell fitting at one end.

- #### B. Fittings: Couplings, adaptors, transition fittings, etc., shall be molded PVC, slip on, solvent weld type conforming to NEMA TC3 for Schedule 40 or 80.

2.06 FLEXIBLE METALLIC CONDUIT (FMC)

- #### A. Conduit: Shall be fabricated in continuous lengths from galvanized steel strip, spirally wound and formed to provide an interlocking design and conforming to UL 1.

- #### B. Fittings: Connectors shall be of the single screw clamp variety with steel or cast malleable iron bodies and threaded male hubs with insulated throats. Exception: Pressure cast screw-in connectors shall be acceptable for fixture connection in suspended ceilings and cut-in outlet boxes within existing furred walls.

2.07 LIQUIDTIGHT FLEXIBLE METALLIC CONDUIT (LFMC)

- #### A. Conduit: Shall be fabricated in continuous lengths from galvanized steel strips, interlocking spirally wound, covered with extruded liquidtight jacket of polyvinyl chloride (PVC) and conforming to UL 360. Provide conduit with a continuous copper-bonding conductor wound spirally between the convolutions.

- #### B. Fittings: Connector body and gland nut shall be of cadmium plated steel or cast malleable iron, with tapered, male, threaded hub; insulated throat and neoprene "O" ring gasket recessed into the face of the stop nut. The clamping gland shall be of molded nylon with an integral brass push-in ferrule.

2.08 MISCELLANEOUS CONDUIT FITTINGS AND PRODUCTS

- #### A. Watertight conduit entrance seals: Steel or cast malleable iron bodies and pressure clamps with PVC sleeve, neoprene sealing grommets and PVC coated steel pressure rings. Fittings shall be supplied with neoprene sealing rings between the body and PVC sleeve.
- #### B. Watertight cable sealing bushings: One piece, compression molded sealing ring with PVC coated steel pressure disks, stainless steel sealing screws and zinc plated cast malleable iron locking collar.
- #### C. Expansion fittings: Multi-piece unit comprised of a hot dip galvanized malleable iron or steel body and outside pressure bussing designed to allow a maximum of 4" conduit movement (2" in either direction). Furnish with external braid tinned copper bonding jumper. Unit shall be UL listed for wet or dry locations.
- #### D. Expansion/deflection couplings: Multi-piece unit comprised of a neoprene sleeve with internal flexible tinned copper braid attached to bronze end couplings with stainless steel bands. Coupling shall accommodate .75-inch deflection, expansion or contraction in any direction and allow 30-degree angular deflections. Flexible, corrosion-resistant, watertight, moisture and heat resistant molded rubber jacket and stainless steel jacket clamps. Unit shall comply with UL467 and UL514. Manufacturer shall be OZ/Gedney Type DX, Steel City Type EDF or equal.
- #### E. Fire rated penetration seals:
1. UL building materials directory classified.

CONDUIT

2. Conduit penetrations in fire rated separation shall be sealed with a UL classified fill, void or cavity material.
 3. The fire rated sealant material shall be the product best suited for each type of penetration and may be a caulk, putty, composite sheet or wrap/strip.
- F. Standard products not herein specified:
1. Provide listing of standard electrical conduit hardware and fittings not herein specified for approval prior to use or installation, i.e. locknuts, bushings, etc.
 2. Listing shall include Manufacturers name, part numbers and a written description of the item indicating type of material and construction.
 3. Miscellaneous components shall be equal in quality, material and construction to similar items herein specified.
- G. Hazardous area fittings: UL listed for the application.

PART 3 - EXECUTION

3.01 EXAMINATION

- A. Contractor shall thoroughly examine Project site conditions for acceptance of conduit system installation to verify conformance with Manufacturer and Specification tolerances. Do not commence with installation until all conditions are made satisfactory.

3.02 APPLICATION

- A. Galvanized rigid steel conduit (GRS) shall be used in the following applications:
1. For feeders and branch circuits located indoors, concealed or exposed above suspended ceilings, in damp/wet locations, in crawl spaces, in attics, chases, furred spaces, equipment rooms, loading docks or in hazardous locations in accordance with NEC and local Codes.
 2. For feeders and branch circuits concealed in concrete floors and walls when not in contact with earth.
- B. PVC insulated galvanized rigid steel conduit shall be used in the following applications:
1. Use 40-mil coating for feeders and branch circuits in damp or wet locations.
 2. Use 20 or 40 mil for feeders and branch circuits concealed in concrete walls or slabs in contact with earth.
 3. Use 20 or 40-mil for runs beneath floor slabs on grade.
 4. Use 40-mil for all below grade penetrations through floor slabs on grade or exterior walls.
- C. Electrical metallic tubing (EMT): Shall be used exposed or concealed for interior electrical feeders 4" and smaller, interior power and lighting branch circuits and low tension distribution system where run above suspended ceilings, in concrete slabs and walls not in contact with earth; in stud walls, furred spaces and crawl spaces. EMT shall not be installed exposed below 6 feet above the finish floor except within electrical, communication or signal rooms or closets.
- D. Rigid non-metallic conduit (PVC): Shall be used in the following applications:
1. Schedule 40 or 80 for exterior branch circuits directly buried in earth, 24" minimum below grade.

CONDUIT

2. PVC elbows shall be radius sweep type schedule 40 for bends 45° or less and large radius sweep type schedule 80 for bends 46° or greater.
 3. In general, PVC may not be run exposed in concrete walls or in floor slabs unless expressly indicated on the Drawings.
- E. Flexible metallic conduit (FMC): Shall be used only in dry locations for connections from an adjacent outlet box or conduit to all motors, transformers, vibrating equipment or machinery, controllers, solenoid valves, float and flow switches or similar devices and to lighting fixtures installed in suspended ceilings, minimum sizes shall be 3/8" for lighting fixtures and control wiring and 1/2" for motor and transformer connections. U.O.N.
- F. Liquidtight flexible metallic conduit (LFMC): Shall be used in wet or damp locations for connections from adjacent outlet box or conduit to all motors, transformers, vibrating equipment or machinery, controllers, solenoid valves, float and flow switches or similar devices. These areas are typically food preparation and dishwashing areas, sump wells, loading docks, pump rooms, exterior areas, etc. Minimum sizes shall be 1/2".

3.03 PREPARATION

- A. Locations of conduit runs shall be planned in advance of the installation and coordinated with ductwork, plumbing, ceiling and wall construction in the same areas and shall not unnecessarily cross other conduits or pipe, nor prevent removal of ceiling tiles or panels, nor block access to mechanical or electrical equipment.
- B. Where practical, install conduits in groups in parallel vertical or horizontal runs and at elevations that avoid unnecessary offsets.
- C. All conduits shall be run parallel or at right angles to the centerlines of columns and beams, whether routed exposed, concealed above suspended ceiling or in concrete slabs.
- D. Conduits shall not be placed closer than 12 inches to a flue, parallel hot water, steam line or other heat producing source or three inches from such lines when crossing perpendicular to the runs.
- E. Exposed conduit installation shall not encroach into the ceiling height headroom of walkways or doorways. Where possible, install horizontal raceway runs above water and below steam piping.
- F. The largest trade size conduits in concrete floor and wall slabs shall not exceed 1/3 the floor or wall thickness and conduits shall be spaced a minimum of three conduit diameters apart unless otherwise noted on the Drawings. All conduits shall be installed in the center of concrete slabs or wall and shall not be placed between reinforcing steel and the bottom of floor slabs.
- G. In long runs of conduit, provide sufficient pull boxes inside buildings to facilitate pulling wires and cables, with spacing not to exceed 150 feet. Support pull boxes from structure independent of conduit supports. These pull boxes are not indicated on the Drawings.
- H. Provide all reasonably inferred standard conduits fitting and products required to complete conduit installation to meet the intended application whether noted, indicated or specified in the Contract Documents or not.
- I. Connect recessed lighting fixtures to conduit runs with maximum six feet of flexible metal conduit or MC cable extending from a junction box to the fixture or manufactured wiring system.

CONDUIT

3.04 INSTALLATION

- A. Install conduit in accordance with Manufacturer's written instructions, as indicated on Drawings and as specified herein.
- B. Minimum Conduit Size: Unless otherwise noted herein or on Drawings, minimum conduit size shall be 1/2" for interior applications and 3/4" for exterior and underground applications.
- C. All conduit sizes indicated on the Drawings are sized for copper conductors with THHN/THWN insulation. If conductor type or size is changed the Contractor shall be responsible for resizing conduits upward to meet Code.
- D. In general, all conduit work shall be concealed where possible. Exceptions shall be electrical, communication and mechanical rooms, exposed ceiling areas, and parking garages.
- E. Conduit connections to motors and surface cabinets shall be concealed, with the exception of electrical, communication and mechanical rooms, or unless exposed Work is clearly called for on the Drawings.
- F. Install conduits in complete runs before pulling in cables or wires.
- G. Install conduit free from dented, bruises or deformations. Remove and replace any damaged conduits with new undamaged material.
- H. Conduits shall be well protected and tightly covered during construction using metallic bushings and bushing "pennies" to seal open ends.
- I. In making joints in rigid steel conduit, ream conduit smooth after cutting and threading. Coat all field-threaded joints with UL approved conductive type compound to ensure low resistance ground continuity through conduit and to prevent seizing and corrosion.
- J. Clean any conduit in which moisture or any foreign matter has collected before pulling in conductors. Paint all field-threaded joints to prevent corrosion.
- K. In all empty conduits or ducts, install a "True Tape" conduit measuring tape line to provide overall conduit length for determining length of cables/conductors for future use.
- L. Conduit systems shall be mechanically and electrically continuous throughout. Install code size, insulated, copper, green-grounding conductors in all conduit runs for branch circuits and feeders. This conductor is not indicated on the Drawings. Refer to Section 260526: Grounding and Bonding.
- M. Metallic conduit shall not be in contact with other dissimilar metal pipes (i.e. plumbing).
- N. Make bends with standard conduit bending hand tool or machines. The use of any item not specifically designed for the bending of electrical conduit is strictly prohibited.
- O. A run of conduit between terminations at wire pulling points shall not contain more than the equivalent of four quarter bends (360 degrees, total).
- P. Emergency power raceway system: Install entirely independent of other raceway systems, except where specifically allowed by NEC Article 517.
- Q. Conduit for conductors above 600 volts use rigid steel.

3.05 PENETRATIONS

- A. Cutting or holes:
 - 1. Cut holes through concrete, masonry block or brick floors and floors of structure with a diamond core drill or concrete saw. Pneumatic hammer, impact electric, hand or manual

CONDUIT

hammer type drills are not allowed, except where permitted by the Architect as required by limited working space. Obtain the approval of the Architect prior to drilling through structural sections.

2. Cut holes for conduit penetrations through non-concrete and non-masonry walls, partitions or floors with a hole saw. The hole shall be only as large as required to accommodate the size of the conduit.
3. Provide single piece escutcheon plates around all exposed conduit penetrations in public places.

B. Sealing:

1. Non-rated penetrations: Pack opening around conduits with non-flammable insulating material and seal with gypsum wallboard taping compound.
2. Fire stop: Where conduits, wireways and other electrical raceways pass through fire rated partitions, walls, smoke partitions or floor; install a UL classified fire stop material to provide an effective barrier against the spread of fire, smoke and gases. Completely fill and seal clearances between raceways and openings with the fire stop material.

C. Waterproofing: At floor, exterior wall and roof conduit penetrations, completely seal clearances around the conduit and make watertight as specified in Division 07: Sealants and Caulking.

1. Install specified watertight conduit entrance seals at all below grade wall and floor penetrations. Conduits penetrating exterior building walls and building floor slab shall be PVC coated rigid galvanized steel.
2. For roof penetrations furnish and install roof flashing, counter flashing and pitch-pockets as specified under Roofing and Sheet Metal Sections of the Specifications.
3. Provide membrane clamps and cable sealing fittings for any conduit that horizontally penetrates the waterproof membrane.
4. Conduits that horizontally penetrate a waterproof membrane shall fall away from and below the penetration on the exterior side a minimum of two times the conduit diameters.

3.06 TERMINATIONS AND JOINTS

- A. Use raceway fittings that are of types compatible with the associated raceway and suitable for the use and location. For intermediate steel conduit, use threaded rigid steel conduit fittings except as otherwise indicated.
- B. Raceways shall be joined using specified couplings or transition couplings where dissimilar raceway systems are joined.
- C. Conduits shall be securely fastened to cabinets, boxes and gutters using two locknuts and an insulating bushing or specified insulated connectors. Where joints cannot be made tight, use bonding jumpers to provide electrical continuity of the raceway system. Where terminations are subject to vibration, use bonding bushings or wedges to assure electrical continuity. Where subject to vibration or dampness, use insulating bushings to protect conductors. Install grounding bushings or bonding jumpers on all conduits terminating at concentric or eccentric knockouts.
- D. Conduit terminations exposed at weatherproof enclosures and cast outlet boxes shall be made watertight using specified connectors and hubs.

CONDUIT

- E. Stub-up connections: Extend conduits through concrete floor for connection to freestanding equipment with an adjustable top or coupling threaded inside for plugs and set flush with the finished floor. Extend conductors to equipment with rigid steel conduit; flexible metal conduit may be used 6 inches above the floor. Where equipment connections are not made under this contract, install screwdriver operated threaded flush plugs with floor.
- F. Install specified cable sealing bushings on all conduits originating outside the building walls and terminating in switchgear, cabinets or gutters inside the building. Install cable sealing bushings or raceway seal for conduit terminations in all grade level or below grade exterior pull, junction or outlet boxes.
- G. Install expansion couplings where any conduit crosses a building separation or expansion joint as follows:
 - 1. Conduits three inches and larger, shall be rigidly secured to the building structure on opposite sides of a building expansion joint and provided with expansion or deflection couplings. Install the couplings in accordance with the Manufacturer's recommendations.
 - 2. Conduits smaller than three inches shall be rigidly secured to the building structure on opposite sides of a building expansion joint with junction boxes on both sides of the joint. Connect conduits to junction boxes with 15 inches of slack flexible conduit. Flexible conduit shall have a copper green ground-bonding jumper installed. For concrete embedded conduit, use expansion and deflection couplings as specified above for three inches and larger conduits.
- H. Use short length (maximum of 6ft) of the appropriate FMC or LFMC conduit for connections to motors and other electrical equipment subject to movement, vibration, misalignment, cramped quarters or noise transmission. Provide liquidtight flexible metal conduit for installation in exterior locations, moisture or humidity-laden atmosphere, corrosive atmosphere, water hose or spray wash-down operations and locations subject to seepage or dripping of oil, grease or water. Provide a green ground wire with FMC or LFMC conduit.

3.07 SUPPORTS

- A. Provide supports for raceways as specified in Section 260529: Electrical Hangers and Supports.
- B. All raceways systems shall be secured to building structures using specified fasteners, clamps and hangers spaced according to the NEC.
- C. Support single runs of conduit using one-hole pipe straps. Where run horizontally on walls in damp or wet locations, install "clamp backs" to space conduit off the surface.
- D. Multiple conduit runs shall be supported using "trapeze" hangers fabricated from specified construction channel, mounted to 3/8-inch diameter, threaded steel rods secured to building structures. Fasten conduit to construction channel with standard one-hole pipe clamps or the equivalent. Provide lateral seismic bracing for hangers.
- E. Individual 1/2" and 3/4" conduits installed above suspended ceilings may be attached to the ceiling's hanger wire using spring steel support clips provided that not more than two conduits are attached to any single support wire.
- F. Support exposed vertical conduit runs at each floor level, independent of cabinets or switches to which they run, by means of acceptable supports.
- G. Fasteners and supports in solid masonry and concrete:
 - 1. Use steel or malleable iron concrete inserts set in place prior to placing the concrete.

CONDUIT

2. After concrete installation:
 - a. Steel expansion anchors not less than ¼ inch bolt size and not less than 1-1/8 inch embedment.
 - b. Power set fasteners not less than ¼ inch diameter with depth of penetration not less than three inches.
 - c. Use vibration and shock resistant anchors and fasteners for attaching to concrete ceilings.
- H. Hollow masonry: Toggle bolts are permitted. Bolts supported only by masonry block are not acceptable.
- I. Metal structures: Use machine screw fasteners or other devices specifically designed and approved for the application.

END OF SECTION

BOXES

SECTION 260533 - BOXES

PART 1 - GENERAL

1.01 SUMMARY

- A. Work included: Labor, materials and equipment necessary to complete the installation required for the item specified under this Division, including but not limited to:
 - 1. Wall and ceiling outlet boxes.
 - 2. Pull and junction boxes.
- B. Related Work: Consult all other Sections, determine the extent and character of related Work and properly coordinate Work specified herein with that specified elsewhere to produce a complete installation.
 - 1. Division 08: Access doors. Wall and ceiling access doors.

1.02 REFERENCES

- A. Comply with the latest edition of the following applicable Specifications and standards except as otherwise indicated or specified.
 - 1. American National Standards Institute/National Electrical Manufacturer Association:
 - ANSI/NEMA OS-1; Sheet-Steel Outlet Boxes, Device Boxes, Covers and Box Supports.
 - ANSI/NEMA OS-2; Nonmetallic Outlet Boxes, Device Boxes, Covers and Box Supports.
 - NEMA 250; Enclosures for Electrical Equipment (1000 volts maximum).
 - 2. Underwriters Laboratories (UL):
 - UL 50; Enclosures for Electrical Equipment.
 - UL 514A; Metallic Outlet Boxes.
 - UL 1773; Termination Boxes.

1.03 SUBMITTALS

- A. Submit in accordance with the requirements of Section 260010: Basic Electrical Requirements, the following items:
 - 1. Data/catalog cuts for each product and component specified herein, listing all physical and electrical characteristics and ratings indicating compliance with all listed standards.
 - 2. Clearly mark on each data sheet the specific item(s) being submitted and the proposed application.
 - 3. Submit Manufacturer's installation instructions.

1.04 QUALITY ASSURANCE

- A. All materials, equipment and parts comprising the units specified herein shall be new, unused and currently under production.
- B. Only products and applications listed in this Section may be used on the Project unless otherwise submitted.

BOXES

PART 2 - PRODUCTS

2.01 MANUFACTURERS

- A. Products furnished by the following Manufacturers shall be acceptable if in compliance with all features specified herein and indicated on the Drawings.
 - 1. Outlet and junction boxes:
 - a. Spring City Electrical Manufacturing Co.
 - b. Thomas & Betts Corp.
 - c. Raco, Inc.
 - 2. Cast boxes:
 - a. Appleton Electric Co.
 - b. Crouse-Hinds.
 - 3. Pullboxes:
 - a. Circle AW Products.
 - b. Hoffman Engineering Co.
 - 4. Precast concrete boxes:
 - a. Christy Concrete Products, Inc.
 - b. Brooks Products, Inc.
 - c. Forni Corp.
- B. Substitutions: Under provisions of Section 260010: Basic Electrical Requirements.

2.02 OUTLET BOXES

- A. Standard outlet box:
 - 1. Provide galvanized, one-piece die formed or drawn steel, knockout type box of size and configuration best suited to the application indicated on the Drawings.
 - 2. 4-inch square by 1-1/2 inch deep shall be minimum box size.
 - 3. ANSI/NEMA OS 1.
- B. Concrete box:
 - 1. Provide galvanized steel, 4-inch octagon rings with mounting lugs, backplate and adapter ring as required.
 - 2. Select height as necessary to position knockouts above concrete reinforcing steel.
 - 3. ANSI/NEMA OS 1.
- C. Tile box:
 - 1. Provide outlet boxes for installation in tile or concrete block walls.
 - 2. Standard outlet boxes with raised, square corners and device covers are acceptable.
 - 3. ANSI/NEMA OS 1.
- D. Cast metal outlet body:

BOXES

1. Provide four inch round, galvanized cast iron alloy with threaded hubs and mounting lugs as required.
 2. Provide boxes with cast cover plates of the same material as the box and neoprene cover gaskets.
- E. Conduit outlet body: Provide Cadmium plated cast iron alloy, oblong conduit outlet bodies with threaded conduit hubs and neoprene gasket, cast iron covers.

2.03 PULL AND JUNCTION BOXES

- A. Sheet metal pull and junction box:
1. Provide standard outlet or concrete ring boxes wherever possible; otherwise use minimum 16 gauge galvanized sheet metal, NEMA 1 boxes, sized to Code requirements with covers secured by cadmium plated machine screws located 6 inches on centers.
 2. ANSI/NEMA OS 1.
- B. Cast metal pull and junction box: Provide standard cast malleable iron outlet or device boxes wherever possible; otherwise use cadmium plated, cast malleable iron boxes with bolt-on, interchangeable conduit hub plates with neoprene gaskets.
- C. Flush mounted pullboxes and junction boxes: Provide overlapping covers with flush head cover retaining screws, prime coated.

PART 3 - EXECUTION

3.01 EXAMINATION

- A. Contractor shall thoroughly examine Project site conditions for acceptance of box installation to verify conformance with Manufacturer and Specification tolerances. Do not commence with installation until all conditions are made satisfactory.

3.02 PREPARATION

- A. Install all outlet boxes flush with building walls, ceilings and floors except where boxes are installed in mechanical and electrical rooms, in cabinetry, above accessible ceilings or where exposed Work is called for on the Drawings.
- B. Locate pullboxes and junction boxes in concealed locations above removable ceilings or exposed in electrical rooms, utility rooms or storage areas.
- C. Install outlet boxes at the locations and elevations indicated on the Drawings or specified herein. Make adjustments to locations as required by structural conditions and to suit coordination requirements of other trades.
- D. Locate switch outlet boxes on the latch side of doorways unless otherwise indicated.
- E. Locate outlet boxes above hung ceilings having concealed suspension systems, adjacent to openings for removable recessed lighting fixtures.
- F. Do not install outlet boxes back-to-back, separate boxes by at least 6". In fire rated walls separate boxes by at least 24" and wall stud.
- G. Adjust position of outlet boxes in finished masonry walls to suit masonry course lines. Coordinate cutting of masonry walls to achieve neat openings for boxes.

3.03 INSTALLATION

- A. Install boxes in accordance with Manufacturer's written instructions, as indicated on Drawings and as specified herein.

BOXES

- B. Locate electrical boxes as indicated on Drawings and as required for splices, taps, wire pulling, equipment connections and Code compliance.
- C. Install junction or pullboxes where required to limit bends in conduit runs to not more than 360 degrees or where pulling tension achieved would exceed the maximum allowable for the cable to be installed. Note that these boxes are not indicated on the Drawings.
- D. Install raised covers (plaster rings) on all outlet boxes in stud walls or in furred, suspended or exposed concrete ceilings. Covers shall be of a depth to suit the wall or ceiling finish.
- E. Leave no unused openings in any box. Install close-up plugs as required to seal openings.
- F. Provide cast metal boxes with gasketed cast metal cover plates where boxes are exposed in damp or wet locations.
- G. Provide precast concrete boxes in exterior planting areas, walkways, roads etc.
- H. Provide an access panel in permanent ceiling or wall where boxes are installed and will be inaccessible.
- I. For boxes mounted in exterior walls, make sure that there is insulation behind outlet boxes to prevent condensation in boxes.
- J. For outlets mounted above counters, benches or backsplashes, coordinate location and mounting heights with built-in units. Adjust mounting height to agree with required location for equipment served.
- K. Use conduit outlet bodies to facilitate pulling of conductors or to make changes in conduit direction only. Do not make splices in conduit outlet bodies.
- L. Add additional sheet rock as necessary to maintain original fire rating of walls where boxes are installed.
- M. Install galvanized steel coverplates on boxes in unfinished areas, above accessible ceilings and on surface mounted outlets.

3.04 SUPPORTS

- A. Provide boxes installed in metal stud walls with brackets designed for attaching directly to the studs or mount boxes on specified box supports.
- B. Mount boxes, installed in suspended ceilings of gypsum board or lath and plaster construction, to 16 gauge metal channel bars attached to main ceiling runners.
- C. Support boxes independently of conduit system.
- D. Support boxes, installed in suspended ceilings supporting acoustical tiles or panels, directly from the structure above wherever pendant mounted lighting fixtures are to be installed from the box.
- E. Support boxes, mounted above suspended acoustical tile ceilings, directly from the structure above.

END OF SECTION

UNDERGROUND DUCTS AND STRUCTURES

SECTION 260543 - UNDERGROUND DUCTS AND STRUCTURES

PART 1 - GENERAL

1.01 SUMMARY

- A. Work included: Labor, materials and equipment necessary to complete the installation required for the item specified under this Division, including but not limited to:
1. Underground conduits and ducts.
 2. Handhole and pullboxes.
 3. Excavation, trenching and backfill.

1.02 REFERENCES

- A. Comply with the latest edition of the following applicable Specifications and standards except as otherwise indicated or specified:
1. Federal Specifications (FS):
FS W-C-1094A; Conduit and Conduit Fittings Plastic, Rigid.
 2. American Concrete Institute (ACI):
ACI 318; Building Code Requirements for Structural Concrete
 3. American Society for Testing And Materials (ASTM):
ASTM C31; Standard Practice for Making and Curing Concrete Test Specimens in the Field
ASTM C39; Test Method for Compressive Strength of Cylindrical Concrete Specimens
ASTM C172; Standard Practice for Sampling Freshly Mixed Concrete
ASTM C192; Practice for Making and Curing Concrete Test Specimens in the Laboratory
ASTM C231; Test Method for Air Content of Freshly Mixed Concrete by the Pressure Method
ASTM C478; Specification for Precast Reinforced Concrete Manhole Sections
ASTM C805; Test Method for Rebound Number of Hardened Concrete
ASTM C857; Practice for Minimum Structural Design Loading for Underground Precast Concrete Utility Structures
ASTM C858; Specification for Underground Precast Concrete Utility Structures
ASTM C877; Specification for External Sealing Bands for Concrete Pipe, Manholes and Precast Box Sections
ASTM C891; Practice for Installation of Underground Precast Concrete Utility Structures
ASTM C990; Specification for Joints for Concrete Pipe, Manholes, and Precast Box Sections Using Preformed Flexible Joint Sealants

UNDERGROUND DUCTS AND STRUCTURES

ASTM C1037;	Practice for Inspection of Underground Precast Concrete Utility Structures
ASTM C1064;	Standard Test Method for Temperature of Freshly Mixed Concrete
ASTM C1231;	Standard Practice for Use of Unbonded Caps in Determination of Compressive Strength of Hardened Concrete Cylinder
ASTM C1611;	Standard Test Method for Slump Flow of Self-Consolidating Concrete

1.03 DEFINITIONS

- A. Duct: Electrical conduit and other raceway, either metallic or nonmetallic, used underground embedded in earth.
- B. Duct bank: Two or more conduits or other raceway installed underground in same trench.
- C. Handhole: An underground junction box in a duct or duct bank.

1.04 SUBMITTALS

- A. Submit in accordance with the requirements of Section 260010: Basic Electrical Requirements, the following items:
 - 1. Data/catalog cuts for each product and component specified herein, listing all physical and electrical characteristics and ratings indicating compliance with all listed standards.
 - 2. Clearly mark on each data sheet the specific item(s) being submitted and the proposed application.
 - 3. Shop Drawings showing details and design calculations for precast handholes, including reinforced steel.
 - 4. Submit Manufacturer's installation instructions.
 - 5. Complete bill of material listing all components.

1.05 QUALITY ASSURANCE

- A. All materials, equipment and parts comprising the units specified herein shall be new, unused and currently under production.
- B. Only products and applications listed in this Section may be used on the Project unless otherwise submitted and approved.
- C. Precast concrete vaults shall be designed and fabricated by an experienced and acceptable precast concrete manufacturer. The manufacturer shall have been regularly and continuously engaged in the manufacture of precast concrete units similar to that indicated in the project specifications or drawings for at least 10 years.

PART 2 - PRODUCTS

2.01 MANUFACTURERS

- A. Products furnished by the following Manufacturers shall be acceptable if in compliance with all features specified herein and indicated on the Drawings.
 - 1. Underground precast concrete utility structures:
 - a. Oldcastle Enclosure Solutions.

UNDERGROUND DUCTS AND STRUCTURES

- b. Jensen Precast.
- 2. Conduits, ducts and fittings:
 - a. Refer to 260531.

B. Substitution: Under provisions of Section 260010: Basic Electrical Requirements.

2.02 CONDUIT AND DUCT

- A. Refer to 160531: Conduit.
- B. Duct supports: Rigid PVC spacers selected to provide minimum duct spacing and concrete cover depths, while supporting ducts during concrete pour.
- C. Duct sealing compound: Non-hardening, safe for human skin contact, not deleterious to cable insulation, workable at temperatures as low as 35 degree F, withstands temperature of 300 degrees F without slump and adheres to clean surfaces of plastic ducts, metallic conduits, conduit coatings, concrete, cable sheaths and jackets, etc.

2.03 PULLBOXES AND HANDHOLES

- A. Construction: High densities precast reinforced concrete box, extension, base and cover. Furnish box with end and side knockouts and non-settling shoulders. Cover shall have hold-down bolts and two lifting eyes.
- B. Size: As indicated on the Drawings.
- C. Cover markings: Covers shall read "ELECTRICAL" or "SIGNAL" as appropriate.
- D. Rated covers: Use cast iron lid with H20 traffic rating when subject to vehicular traffic.

2.04 CONSTRUCTION MATERIALS

- A. Mortar: Conform to ASTM C270, Type M, except for quantities less than 2.0 Cu. Ft., where packaged mix complying with ASTM C387, Type M may be used.
- B. Concrete: Cast-in-place concrete for concrete and reinforcing.
 - 1. Strength: 3,000-PSI minimum 28-day compressive strength.
 - 2. Aggregate for duct encasement: 3/8-inch maximum size.

PART 3 - EXECUTION

3.01 EXAMINATION

- A. Contractor shall thoroughly examine Project site conditions for acceptance of duct and manhole installation to verify conformance with Manufacturer and Specification tolerances. Do not commence with installation until all conditions are made satisfactory.

3.02 EARTHWORK

- A. Excavation and backfill: Refer to drawings.
- B. Excavation for underground electrical structures: Conform to elevations and dimensions indicated within a tolerance of plus or minus 0.10 foot; plus a sufficient distance to permit placing and removal of concrete formwork, installation or services, other construction and for inspection.
 - 1. Excavate, by hand, areas within drip-line of large trees. Protect the root system for damage and dry-out. Maintain moist conditions for root system and over exposed roots

UNDERGROUND DUCTS AND STRUCTURES

with burlap. Paint root cuts of 1 inch in diameter and larger with emulsified asphalt tree paint.

2. Take care not to disturb bottom of excavation. Excavate by hand to final grade just before concrete reinforcement is placed.

C. Trenching: Excavate trenches for electrical installation as follows:

1. Excavate trenches to the uniform width, sufficiently wide to provide ample working room and a minimum of 6 to 9 inches clearances on both sides of raceways and equipment.
2. Excavate trenches to depth indicated or required.
3. Limit the length of open trench to that in which installations can be made and the trench backfilled within the same day.
4. Where rock is encountered, carry excavation below required elevation and backfill with a layer of crushed stone or gravel prior to installation of raceways and equipment. Provide a minimum of 6 inches of stone or gravel cushion between rock bearing surface and electrical installations.

D. Backfilling and filling: Provide sand around conduit (a minimum of 3" on bottom sides and top). Place soil materials in layers to required sub-grade elevations for each area classification. Compact per drawings

3.03 CONDUIT AND DUCT INSTALLATION

A. Install duct lines in accordance with Manufacturer's written instructions, as indicated on the Drawings and as specified herein.

B. Application:

1. Direct burial ducts: Schedule 40, minimum 24-inches below finished grade.
2. Below roads and paved surfaces:
 - a. Schedule 80, minimum 36-inches below finished grade.

C. Slope duct to drain towards handholes and away from building and equipment entrances. Pitch not less than 4-inches per 100-feet. Curved sections in duct lines shall consist of long sweep bends with a minimum radius of 25-feet in the horizontal and vertical directions. The use of manufactured bends is limited to building entrances and equipment stub-ups.

D. Underground conduit stub-ups to inside of building and exterior equipment shall be PVC insulated rigid steel.

E. Make joints in ducts and fittings watertight according to Manufacturer's instructions. Stagger couplings so those of adjacent ducts do not lie in the same plane.

F. Terminate duct lines at handholes with end bells spaced 10-inches on center for 5-inch ducts and varied proportionately for other duct sizes. Change from regular spacing to end-bell spacing 10-feet from the end bell without reducing duct line slope and without forming trap in the line.

G. Separation between direct buried duct lines shall be 3-inches minimum for like systems and 6 inches minimum between power and signal ducts.

H. For direct burial installations install continuous warning strip of heavy gage plastic imprinted "electrical ducts below", approximately 12-inch wide at 12-inches above ducts.

I. Mandrel all ducts upon completion of installation and prior to pulling cables.

UNDERGROUND DUCTS AND STRUCTURES

3.04 HANDHOLE AND PULL BOX INSTALLATION

- A. Install handholes in accordance with Manufacturer's written instructions, as indicated on Drawings and as specified herein.
- B. Handholes shall be installed flush with finished grade or surface. Install on a level 6-inch bed of well-tamped gravel or crushed stone.
- C. Orientation of handholes shall be coordinated in advance with Landscape Architect and arranged to minimize connecting duct bends and deflections.

3.05 FIELD QUALITY CONTROL

- A. Testing: Demonstrate capability and compliance with requirements upon completion of installation of underground duct and structures.
 - 1. Duct integrity: Rod ducts with a mandrel 1/4-inch smaller in diameter than internal diameter of ducts. Where rodding indicates obstructions in ducts, remove the obstructions and retest.

3.06 CLEANING

- A. Pull brush through full length of ducts. Use round bristle brush with a diameter 1/2-inch greater than internal diameter of duct.
- B. Clean internal surfaces of handholes. Remove foreign material.

END OF SECTION

ELECTRICAL IDENTIFICATION

SECTION 260553 - ELECTRICAL IDENTIFICATION

PART 1 - GENERAL

1.01 SUMMARY

- A. Work included: Labor, materials and equipment necessary to complete the installation required for the item specified under this Division, including but not limited to:
 - 1. Electrical equipment nameplates.
 - 2. Wire and cable identification.
 - 3. Buried electrical line warnings.
 - 4. Junction box identification.

1.02 SUBMITTALS

- A. Submit in accordance with the requirements of Section 260010: Basic Electrical Requirements, the following items:
 - 1. Data/catalog cuts for each product and component specified herein.
 - 2. Schedules for nameplates to be furnished.

PART 2 - PRODUCTS

2.01 MANUFACTURERS

- A. Products furnished by the following Manufacturers shall be acceptable if in compliance with all features specified herein and indicated on the Drawings.
 - 1. Conduit and wire markers:
 - a. Thomas & Betts Corp.
 - b. Brady.
 - c. Griffolyn.
- B. Substitutions: Under provisions of Section 260010: Basic Electrical Requirements.

2.02 NAMEPLATES

- A. Type NP: Engraved, plastic laminated labels, Signs and Instruction Plates. Engrave stock melamine plastic laminate 1/16-inch minimum thickness for signs up to 20 square inches or 8 inches in length; 1/8 inch thick for larger sizes. Engraved nameplates shall have white letters and be punched for mechanical fasteners.
- B. Color and letter height as specified in Part 3: Execution.

2.03 WIRE AND TERMINAL MARKERS

- A. Provide self-adhering, pre-printed, machine printable or write-on, self-laminating vinyl wrap around strips. Blank markers shall be inscribed using the printer or pen recommended by Manufacturer for this purpose.

2.04 CONDUCTOR PHASE MARKERS

- A. Colored vinyl plastic electrical tape, 3/4" wide, for identification of phase conductors. Scotch 35 Brand Tape or equal.

ELECTRICAL IDENTIFICATION

2.05 UNDERGROUND CONDUIT MARKER

- A. 6-inch wide, yellow polyethylene tape, with continuous black imprinting reading "Caution - Buried Electric Line Below".

PART 3 - EXECUTION

3.01 EXAMINATION

- A. Contractor shall thoroughly examine Project site conditions for acceptance of identification device installation to verify conformance with Manufacturer and Specification tolerances. Do not commence with installation until all conditions are made satisfactory.

3.02 NAMEPLATES

- A. Installation:
 - 1. Degrease and clean surfaces to receive nameplates.
 - 2. Install nameplates parallel to equipment lines.
 - 3. Secure nameplates to equipment fronts using machine screws.
- B. Provide type 'NP' color coded nameplates that present, as applicable, the following information:
 - 1. Equipment or device designation:
 - 2. Signal system name.
 - 3. Source of power or control.
- C. Nameplates for power system distribution equipment and devices are to be black.
- D. Nameplates for signal systems equipment and devices are to be black except as follows:
 - 1. Fire alarm and life safety - Red.
- E. Minimum letter height shall be as follows:
 - 1. For equipment cabinets, terminal cabinets, control panels and other cabinet enclosed apparatus use 3/8-inch letters to identify equipment designation.

3.03 WIRE AND CABLE IDENTIFICATION

- A. Provide wire markers on each conductor in panelboards, pull boxes, outlet and junction boxes and at load connection. Identify with branch circuit or feeder number for power and lighting circuits and with control wire number as indicated on equipment Manufacturer's Shop Drawings for control wiring.
- B. Provide colored phase markers for conductors as noted in Section 260519: Building Wire and Cable. Apply colored, pressure sensitive plastic tape in half-lapped turns for a distance of 3 inches from terminal points and in boxes where splices or taps are made. Apply the last two laps of tape with no tension to prevent possible unwinding. Do not cover cable identification markings by taping.

3.04 UNDERGROUND CONDUIT MARKERS

- A. During trench backfilling, for exterior underground power, signal and communications lines, install continuous underground plastic line marker, located directly above line at 6 to 8 inches below finished grade. Where multiple lines installed in a common trench or concrete envelope, do not exceed an overall width of 16 inches; install a single line marker.

ELECTRICAL IDENTIFICATION

3.05 JUNCTION BOX IDENTIFICATION

- A. The cover of junction, pull and connection boxes for both power and signal systems, located above suspended ceilings and below ceilings in non-public areas, shall be clearly marked with a permanent ink felt pen. Identify the circuit(s) (panel designation and circuit numbers) contained in each box, unless otherwise noted or specified.

END OF SECTION

FIRE ALARM/LIFE SAFETY SYSTEM

SECTION 266116 - FIRE ALARM/LIFE SAFETY SYSTEM

PART 1 - GENERAL

1.01 SUMMARY

- A. Work included: Labor, materials and equipment necessary to complete the installation required for the item specified under this Division, including but not limited to:
 - 1. Life safety control panel (LSCP).
 - 2. Initiating devices.
 - 3. Notification devices.
 - 4. Zone modules
 - 5. Expansion panels
 - 6. Remote annunciator panels.
 - 7. Power supplies
 - 8. Complete CSFM listed components
 - 9. Fully operational
 - 10. Pretesting and final testing.
 - 11. DSA completion certification
 - 12. Record Drawings.
- B. Work furnish and installed under another Section, but connected under this Section:
 - 1. Fire sprinkler alarm system flow switches, valve monitors and post indicating valves (P.I.V.).
 - 2. Fire pump controller to monitor status.
 - 3. Fan and fire/smoke damper control system for smoke management.
- C. Work furnish and connected to life safety system under this Section, but installed and connected to HVAC system under another Section:
 - 1. Duct mounted smoke detectors.
 - 2. In-duct mounted smoke detectors for fire/smoke damper control. Except that wiring for damper power, control and monitoring shall be under this contract.

1.02 REFERENCES

- A. Comply with the latest edition of the following applicable Specifications and standards except as otherwise indicated or specified:
 - 1. American National Standards Institute, Inc. (ANSI):
 - ANSI C62.41; Guide for Surge Voltage in Low-Voltage AC Power Circuits.
 - 2. National Fire Protection Association (NFPA):
 - NFPA 72; National Fire Alarm Code with CSFM amendments
 - NFPA 101; Life Safety Code.

FIRE ALARM/LIFE SAFETY SYSTEM

3. California Fire Code: 2016
4. California Building Code: 2016
CBC 905; Smoke Control.
5. California Electrical Code: 2016
6. Underwriters Laboratories, Inc. (UL):
 - UL 38; Manual Signaling Boxes Fire Alarm Systems.
 - UL 268; Smoke Detectors for Fire Alarm Signaling Systems.
 - UL 268 A; Smoke Detectors for Duct Application.
 - UL 464; Audible Signal Appliances.
 - UL 497B; Protectors for Data Communications and Fire Alarm Circuits.
 - UL 521; Heat Detectors for Fire Protective Signaling Systems.
 - UL 864; Control Units and Accessories for Fire Alarm Systems.
 - UL 1424; Cables for Power-Limited Fire-Alarm Circuits.
 - UL 1480; Speakers for Fire Alarm, Emergency and Commercial and Professional Use.
 - UL 1481; Power Supplies for Fire-Protective Signaling Systems.
 - UL 1638 Visual Signaling Appliances Standard.
 - UL 1711; Amplifiers for Fire Protective Signaling Systems.
 - UL 1971 Signal Devices for Hearing Impaired.
7. Factory Mutual System (FM) approval guide.
 - FM P7825 Approval Guide.

1.03 DEFINITIONS

- A. Alarm signal: A signal that indicates a state of emergency requiring immediate notification of the fire department and building occupants.
- B. Supervisory signal: A signal that indicates the impairment of a fire protection system, which may prevent its normal operation.
- C. Trouble signal: A signal that indicates that a fault, such as an open circuit or ground, has occurred in the fire alarm system or in a separate subsystem monitored by the fire alarm system.
- D. Initiating device: A system component that originates transmission of a change of state condition, which initiates an appropriate response via the fire alarm system.
- E. Notification device circuit: A circuit to which notification devices are connected to visually and audibly indicate an alarm signal.
- F. Signaling line circuit: A circuit to which any combination of circuit interfaces, control units or transmitters are connected and over which multiple system input signals or output signals are carried.
- G. Class A wiring: A circuit that is monitored for integrity such that a single break, a single wire-to-wire short or a single loss of carrier condition will be indicated by a trouble signal on

FIRE ALARM/LIFE SAFETY SYSTEM

the FACP no matter where the break, short or loss of carrier condition occurs and will allow all functions of the affected circuit to remain operational. This would be Style 7 wiring for signaling line circuits.

- H. Class B wiring: A circuit that is monitored for integrity such that a single break, a single wire-to-wire short or a single loss of carrier condition will be indicated by a trouble signal on the FACP no matter where the break, short or loss of carrier condition occurs, but which would prohibit devices beyond the fault, short or carrier loss from remaining operational. This would be Style 3 wiring for signaling line circuits, Style B for initiating device circuits and Style Y for notification device circuits.

1.04 SYSTEM DESCRIPTION

- A. Demolition of the existing Fire Alarm Control Panel, booster panels, notification devices, annunciating devices, modules, relays and fire alarm cabling. Remove all fire alarm cabling from site conduits, and building conduits to origination.
- B. A new intelligent reporting, Style 7 networked, fully peer-to-peer, microprocessor-controlled fire detection and emergency voice alarm communication system shall be installed in accordance with the specifications and as indicated on the Drawings.
- C. Each Signaling Line Circuit (SLC) and Notification Appliance Circuit (NAC): Limited to only 80 percent of its total capacity during initial installation.
- D. Basic Performance:
 - 1. Network Communications Circuit (Net SOLO) Serving Network Nodes: Wired using single twisted non-shielded 2-conductor cable and connected using existing fiber optic cable between nodes in Class A configuration.
 - 2. Signaling Line Circuits (SLC) Serving Addressable Devices: Wired Class B.
 - 3. Initiation Device Circuits (IDC) Serving Non-addressable Devices Connected to Addressable Monitor Modules: Wired Class B.
 - 4. Notification Appliance Circuits (NAC) Serving Strobes, and Speakers: Wired Class B.
 - 5. On Class A Configurations: Single ground fault or open circuit on Signaling Line Circuit shall not cause system malfunction, loss of operating power, or ability to report alarm.
 - 6. Transponders:
 - a. Operate in peer-to-peer fashion with other panels and transponders in system.
 - b. Each transponder shall store copy of audio evacuation messages and tones.
 - c. Systems that use centralized message storage and control at main fire alarm control panel shall not be acceptable.
 - 7. Network Node Communications, Audio Evacuation Channels and Fire Phone Communications:
 - a. Communicated between panels and transponders on fiber optic cables.
- 9. Signaling Line Circuits (SLC):
 - a. Reside in remote transponders with associated audio zones.
 - b. SLC modules shall operate in peer-to-peer fashion with all other panels and transponders in system.

FIRE ALARM/LIFE SAFETY SYSTEM

- c. On loss of INCC Command Center, each transponder shall continue to communicate with remainder of system, including all SLC functions and audio messages located in all transponders.
 - d. Systems that provide a "Degraded" mode of operation upon loss of INCC Command Center or short in riser shall not be acceptable.
- 10. Audio Amplifiers and Tone-Generating Equipment: Electrically supervised for normal and abnormal conditions.
- 11. Amplifiers: Located in transponder cabinets serving no more than 3 floors per transponder to enhance system survivability, reduce required riser wiring, simplify installation, and reduce power losses in length of speaker circuits.
- 12. Speaker NAC Circuits: Arranged such that there is a minimum of 1 speaker circuit per fire alarm zone.
- 13. Notification Appliance Circuits (NAC), Speaker Circuits, and Control Equipment: Arranged such that loss of any 1 speaker circuit will not cause loss of any other speaker circuit in system.
- 14. Speaker Circuits:
 - a. Electrically supervised for open and short circuit conditions.
 - b. If short circuit exists on speaker circuit, it shall not be possible to activate that circuit.
 - c. Arranged for 70 VRMS and shall be power limited in accordance with NEC
 - d. 20 percent spare capacity for future expansion or increased power output requirements.
- 15. Speaker Circuits and Control Equipment:
 - a. Arranged such that loss of any 1 speaker circuit will not cause loss of any other speaker circuit in system.
 - b. Systems utilizing "bulk" audio configurations shall not be acceptable.
- 16. 2-Way Telephone Communication Circuits:
 - a. Shall communicate digitally over the network between transponders.
 - b. Supervised for open and short circuit conditions.
 - c. Short circuit condition on 2-way telephone communications circuit shall result in trouble condition and not result in call-in condition.
- 17. Voice Communication:
 - a. Connect telephone circuits to speaker circuits to allow voice communication over speaker circuit from telephone handset.
 - b. Capable of remote phone-to-phone conversations and party-line communications as required.
- D. Basic System Functional Operation: When fire alarm condition is detected and reported by 1 of the system alarm initiating devices, the following functions shall immediately occur:
 - 1. System Alarm LEDs: Flash.
 - 2. Local Piezo-Electric Signal in Control Panel: Sound at a pulse rate.

FIRE ALARM/LIFE SAFETY SYSTEM

3. 80-Character LCD Display: Indicate all information associated with fire alarm condition, including type of alarm point and its location within protected premises.
 4. Historical Log: Record information associated with fire alarm control panel condition, along with time and date of occurrence. History Log shall have capacity for recording up to 4,100 events.
 5. System output programs assigned via control-by-event equations to be activated by particular point in alarm shall be executed, and the associated system outputs (alarm notification appliances and/or relays) shall be activated.
 - a. Close Fire Doors
 - b. Shut down air handlers as required by code
 - c. Notify the Central Station or Municipal Tie.
 6. Strobes flash synchronized continuously.
 7. Audio Portion of System: Sound alert tone followed by pre-recorded message determined by event and this scenario repeating or other message as approved by local authority until system is reset.
- E. Fire Alarm System Functionality:
1. Provide complete, electrically supervised distributed, Class A networked analog/addressable fire alarm and control system, with analog initiating devices, integral multiple-channel voice evacuation, and fire fighter's phone system.
 2. Fire Alarm System:
 - a. Consist of multiple-voice channels with no additional hardware required for total of 4 channels.
 - b. Incorporate multiprocessor-based control panels, including model E3 Series modules includes Intelligent Network INCC Command Center(s) (INCC), Intelligent Loop Interface (ILI-MB-E3 or ILI95-MB-E3), Intelligent Network Transponders (INX), communicating over peer-to-peer token ring network with standard capacity of up to 64 nodes expandable to 122.
 3. Each ILI-MB-E3 or ILI95-MB-E3 Node: Incorporate 2 Signaling Line Circuits (SLC), with capacity to support in Velociti ® mode up to 159 analog addressable detectors and 159 addressable modules per ILI-MB-E3 SLC or support in Apollo mode up to 126 detectors and modules per ILI95-MB-E3 SLC.
 4. Voice, Data, and Fire Fighter's Phone Riser: Transmit over single pair of wires or fiber optic cable.
 5. Each Intelligent Network Transponder: Capable of providing 16 distributed voice messages, fire fighter phones connections, SLC loop for audio control devices, and integral network interface.
 6. Each Network Node: Incorporate Boolean control-by-event programming, including as a minimum AND, OR, NOT, and Timer functions.
 7. Control Panels: Capability to accept firmware upgrades via connection with laptop computer, without requirement of replacing microchips.
 8. Network:
 - a. Based on peer-to-peer token ring technology operating at 625 K baud, using Class A

FIRE ALARM/LIFE SAFETY SYSTEM

- configuration.
 - b. Capability of using twisted-pair wiring, pair of fiber optic Multi-mode cable strands up to 200 microns or Single-mode optimized for 9/125 microns, or any combination, to maximize flexibility in system configuration.
9. Each Network Node:
- a. Capability of being programmed off-line using Windows-based software supplied by fire alarm system manufacturer. Capability of being downloaded by connecting laptop computer into any other node in system. Systems that require system software to be downloaded to each transponder at each transponder location shall not be acceptable.
 - b. Capability of being grouped with any number of additional nodes to produce a "Region", allowing that group of nodes to act as 1, while retaining peer-to-peer functionality. Systems utilizing "Master/Slave" configurations shall not be acceptable.
 - c. Capability of annunciating all events within its "Region" or annunciating all events from entire network, on front panel LCD or touch screen display without additional equipment.
10. Each SLC Network Node: Capability of having integral DACT (digital alarm communicator transmitter) that can report events in either its region, or entire network to single central station monitoring account.
11. Each Control Panel: Capability of storing its entire program, and allow installer to activate only devices that are installed during construction, without further downloading of system.
12. Password Protection: Each system shall be provided with 4 levels of password protection with up to 16 passwords.
13. Have the capacity for multiple pre-recorded messages (at least sixteen (16), but more if required by local AHJ) and address a list of subjects.
- a. Fire evacuation and relocation
 - b. Intruder or hostile person sighted within or around the building grounds
 - c. Directions to occupants to take cover within building
 - d. Emergency weather conditions appropriate for local area
 - e. All Clear

1.05 SUBMITTALS

- A. Submit in accordance with the requirements of Section 260010: Basic Electrical Requirements, the following items:
- 1. Data/catalog cuts for each product and component specified herein, listing all physical and electrical characteristics and ratings indicating compliance with all listed standards.
 - 2. Data/catalog cuts for each product and component specified herein, listing all physical and electrical characteristics and ratings indicating compliance with all listed standards.
 - 3. Describe system operation, equipment and dimensions and indicate features of each component.

FIRE ALARM/LIFE SAFETY SYSTEM

4. Clearly mark on each data sheet the specific item(s) being submitted and the proposed application.
5. Shop Drawings shall include:
 - a. Basic:
 - 1) Name of Owner and occupant.
 - 2) Address of the building.
 - 3) Contractor's name, address, telephone number and license number.
 - b. Symbols legend.
 - c. Equipment list showing quantity, make, model and CSFM listing number for each device.
 - d. Wire and cable schedule.
 - e. Scope of Work with overall system description.
 - f. Sequence of operation matrix with system inputs signals and output functions.
 - g. Code summary and Building type.
 - h. Assignment of Class and/or Style designation for device circuits.
 - i. Plot plan and floor plans of building with partitions, walls and room identification, showing locations of each device and control/monitoring equipment, communication equipment, conduit routing and size and cable/conductor type and quantity. Field devices shall all have a discrete identification designation located adjacent to each device on the Drawings.
 - j. Point-to-point wiring diagram in block or riser format showing all fire alarm components, device designations, conduit, wire types and sizes.
 - k. Provide 1/4" scale plan of equipment layout in main fire control room.
 - l. Include elevations of control panels, fireman's fan and damper control panel, voice communications panel, graphic annunciator panel and remote annunciator panel.
 - m. Overall description of smoke control system based on Smoke Control Report, developed by others.
 - n. Smoke control operation matrix by individual initiating device for fan and damper control/monitoring as well as ancillary equipment controlled.
 - o. Elevation indicating mounting heights for manual pull stations, audible and visual devices and combination audible/visual devices.
 - p. Rated penetration details.
 - q. Typical wiring diagram details of field devices.
 - r. Detector mounting details at HVAC ducts.
 - s. Battery standby calculations showing total standby power needed to meet the specified system requirements.
 - t. Voltage drop calculations for system wiring circuits.
6. Furnish structural calculations for equipment anchorage as required for the installation of fire alarm panels:

FIRE ALARM/LIFE SAFETY SYSTEM

7. Submit Manufacturer's installation instructions.
 8. Complete bill of materials listing all components.
 9. Provide California State Fire Marshal 'CSFM' listing sheet for each device.
 10. Warranty.
- B. Contractor shall submit approved Shop Drawings for review by State/Local Fire Marshal prior to the purchase and installation of equipment. Provide quantities of Drawing sets as required by jurisdiction. Drawings shall be wet stamped and signed by a registered professional Engineer.
- C. Record Drawings:
1. Furnish Record Drawings utilizing Shop Drawing submissions with updated field conditions. These Drawings shall include but not be limited to the following:
 - a. Plot plans and building floor plans, showing point-to-point wiring location of and conduit routing to all devices.
 - b. Block diagram/riser diagram showing the LSCP, system components and all conduit and wire type/sizes between each.
 2. Drawings shall be incorporated into the Record Drawing submission.
 3. Final acceptance will not be made until the Engineer has approved the Record Drawings.

1.06 OPERATION AND MAINTENANCE MANUAL

- A. Supply operation and maintenance manuals to include the following:
1. A detailed explanation of the operation of the system.
 2. Instructions for routine maintenance.
 3. Pictorial parts list and part numbers.
 4. Schematic Drawings of wiring system, including all initiation and annunciation devices, control panel, annunciators, communication system, fan control system, printer/terminal, etc.
 5. Telephone numbers for the authorized parts and service distributors.

1.07 QUALITY ASSURANCE

- A. All materials, equipment and parts comprising the units specified herein shall be new, unused and currently under production.
- B. Only products and applications listed in this Section may be used on the Project unless otherwise submitted.

1.08 PRODUCT DELIVERY, STORAGE AND HANDLING

- A. Delivery: Fire alarm/life safety system components shall not be delivered to the Project site until protected storage space is available. Storage outdoors covered by rainproof material is not acceptable. Equipment damaged during shipment shall be replaced and returned to Manufacturer at no cost to Owner.
- B. Storage: Store in a clean, dry, ventilated space free from temperature extremes. Maintain factory wrapping or provide a heavy canvas/plastic cover to protect units from dirt, water, construction debris and traffic. Provide heat where required to prevent condensation.

FIRE ALARM/LIFE SAFETY SYSTEM

- C. Handling: Handle in accordance with Manufacturer's written instructions. Be careful to prevent internal component damage, breakage, denting and scoring. Damaged units shall not be installed. Replace damaged units and return equipment to Manufacturer.

1.09 WARRANTY

- A. Units and components offered under this Section shall be covered by a 1 year parts and labor warranty for malfunctions resulting from defects in materials and workmanship. Warranty shall begin upon acceptance by the Owner.
- B. The warranty package shall include, but not be limited to the following:
 - 1. Emergency maintenance service.
 - 2. Service by factory trained service representative of system Manufacturer.
 - 3. Replacement of any defective components.

1.10 SYSTEM START-UP

- A. Upon completion of installation, a factory trained dealer service representative shall perform initial start-up of the fire alarm/life safety system. Sufficient time shall be allowed to properly check the system out and perform required minor adjustments before the Engineer's witnessed test shall begin.

1.11 MAINTENANCE

- A. Extra Material:
 - 1. Provide the following fire alarm system components as extra materials, matching the products installed and packaged for storing.
 - a. Manual pull station: Furnish a quantity equal to 10 percent of the number installed.
 - b. Detectors: Furnish a quantity equal to 10 percent, for each type, of the number installed.
 - c. Strobes and Speaker/strobes: Furnish a quantity equal to 10 percent of the number installed.
 - d. Speakers: Furnish a quantity equal to 10 percent of the number installed.
- B. Maintenance Service:
 - 1. For a period of one year following acceptance the equipment Supplier shall have a person(s) familiar with this Project attend four quarterly meetings with the Owner's Representative to review system performance, operation and any system problems. That person shall provide a written summary of the items discussed in each meeting and a schedule of when the system problems will be corrected. The report is due within 7 working days after each meeting.
 - 2. During the eleventh month following system acceptance, on a weekend day, the equipment Supplier shall perform a complete test of the system, in a manner similar to the acceptance test. A written report shall be submitted to the Owner certifying that each initiating device has been tested. A copy of these test forms shall be submitted to the Engineer for review and acceptance.

PART 2 - PRODUCTS

2.01 MANUFACTURERS

FIRE ALARM/LIFE SAFETY SYSTEM

A. Products furnished by the following Manufacturer shall be provided per the districts standards.

1. Gamewell/FCI.

B. Substitutions: Or equal or substitutions will not be accepted.

2.02 FIRE ALARM AND DETECTION SYSTEM

A. Control panel:

1. The panel shall comply with applicable requirements of UL864 and shall provide power, annunciation, supervision and control for the complete fire alarm system. The panel shall be modular in construction, installed in a surface mounted steel cabinet with hinged door and cylinder lock, containing all modules necessary to operate as indicated herein.
2. Addressable devices shall be individually identified by the system and any quantity of addressable devices may be in alarm at any time up to the total number connected to the system.
3. The panel annunciator shall be a minimum of an 80 character alphanumeric display, which shall provide a user definable custom message associated with each detection device or zone.
4. Dynamic supervision of system electronics, wiring, initiating devices and software shall be provided by the control system. Failure of system hardware or wiring shall be indicated by type and location on the alphanumeric annunciator. Software and processor operation shall be monitored by a independent hardware watchdog, which will indicate their failure. The panel shall provide failsafe operation, i.e. all incoming alarms shall override all other modes of operation.
5. Provide a service mode to permit the arming and disarming of individual initiating or output devices as well as manually operating output devices. Status of these devices shall be displayed upon command from the control panel. The panel shall automatically return to the normal mode in the event the panel remains unattended in the service mode.
6. The panel shall be capable of measuring and adjusting the sensitivity of addressable detectors upon request. An alphanumeric display shall be provided to display custom messages and give readings of detector sensitivity detector by detector. Each device on an addressable initiating circuit shall be checked continuously to include the following:
 - a. Sensitivity.
 - b. Response.
 - c. Opens.
 - d. Shorts.
 - e. Ground faults.
 - f. Functionality.
 - g. Status.
7. The panel shall monitor the addressable smoke detectors in such a manner that if the detectors become dirty and reach and maintain 80% of alarm threshold for five (5) consecutive hours, a trouble condition indicating exactly which device needs service shall be automatically annunciated. If the device becomes too insensitive for a period of 10 seconds, the trouble indication will read: "Input device response too low."

FIRE ALARM/LIFE SAFETY SYSTEM

8. The panel shall report, by specific device number, any device removed from an addressable initiating circuit and all other devices shall continue to function.
 9. The panel shall automatically indicate the total quantity of alarms and troubles that have occurred prior to reset at the control unit.
 10. No alarm or trouble indication shall be resettable until it has been acknowledged. It shall not be possible to reset the system until all alarms have been acknowledged.
 11. The panel shall be capable of:
 - a. Counting the number of addressable devices within a designated area or "zone" which are in alarm.
 - b. Counting "zones" which are in alarm.
 - c. Counting the number of addressable devices which are in alarm on the system.
 - d. Differentiating among types of addressable devices such as smoke detectors, manual stations, water-flow switches and heat detectors.
 - e. Assigning priorities to types of devices, zones or groups of devices.
 - f. Cross-Zoning.
 12. Each addressable device shall report its condition to the panel control unit every three (3) seconds in a manner such that failure of the connections to or internal electronics of the device will result in a trouble signal that identifies the specific device involved.
 13. The panel shall also be capable of operating non-addressable Class A or B initiating circuits.
 14. Alarm and trouble from non-addressable initiating circuits (zones) shall be annunciated and cause output functions in the same manner as addressable detection devices including a location message for each zone.
 15. Panel output circuits shall be supervised and capable of providing 1.5 amp at 24 VDC.
 16. Provision for programmable control relays in panel shall be included having dry contacts rated 120 VAC, 5 amp, inductive.
 17. Programmable remote relays shall be controlled in the same manner as panel mounted relays.
- B. Initiation/notification modules:
1. All modules shall be plug-in, dynamically supervised and easily replaceable. Field wiring shall be connected to the panel with removable multi-conductor connectors to facilitate rapid removal and replacement of both the module and wiring for ease of serving the panel. The modules shall be system interconnected by a card edge connector.
 2. Provide zone input addressable modules for monitoring non-addressable initiating circuits.
 3. Provide programmable signal modules on output circuits for operation of DC audible devices.
 4. Provide, as needed, programmable supplementary relay modules containing four independent relays fitted with form "C" contacts, rated at 120 VAC, 5 amps inductive.
- C. Printer/terminal:

FIRE ALARM/LIFE SAFETY SYSTEM

1. The control panel shall support one printer/terminal. This terminal shall be used for permanent records of the Control Panel status and detector chamber voltages and shall also be capable of system control as configured. The printer/terminal shall interface to the control panel via a 20ma supervised serial loop shielded cable.
 2. The printer (and the terminal) shall be capable of listing, upon request, all functions indicated at panel digital annunciator.
- D. Power supply: Emergency generator feed adequate to serve panel modules, initiating devices, annunciating devices, remote annunciators, door hold-open/closure devices, roll-down fire doors or shutters, fire/smoke dampers. All power connections whether AC or DC shall be separately fused within panel.
- E. Uninterruptible power supply (batteries):
1. Provide an uninterruptible power source for all volatile system components including control panel, peripherals and remote annunciators. Power source shall consist of but not be limited to all necessary conduit, wire, outlets, transformers, panels and connections to each piece of equipment as required.
 2. Uninterruptible power shall be required such that loss of power shall not cause the system operator to be required to restart the system or any part thereof upon return of power. The uninterruptible power supply shall be NFPA approved for applications and shall provide a 24 hour backup of the system; and then, at the end of that period, operate all alarm indicating devices used for evacuation for 30 minutes.
 3. Provide a dual rate battery charger capable of recharging batteries to 80% capacity in 8 hours.
- F. Remote station signal transmitter: Electrically supervise, capable of transmitting alarm and trouble signals over telephone lines to remote monitoring station receiver.
- G. Auxiliary relays: Provide sufficient SPDT auxiliary relay contacts for each initiating device zone to provide accessory functions specified.

2.03 ADDRESSABLE INITIATING DEVICES

- A. Manual pull stations: Shall conform to the applicable requirements of UL 38. Addressable manual stations shall be connected into addressable initiating circuits. Stations shall be dual action type. Stations shall be finished in red, with raised letter operating instructions of contrasting color. Control panel shall monitor the station by address and function. The use of a key or wrench shall be required to reset the station. Stations shall have a separate screw terminal for each conductor and be capable of field programming for its "address" location on a initiating circuit.
- B. Heat detectors: Shall conform to the applicable requirements of UL 521. Addressable detectors shall be electronic designed for detection of fire by combination fixed temperature and rate-of-rise principle. Detectors shall be connected into addressable initiating circuits. All electronics shall be contained within detector head and shall plug-in to terminal base. Detector shall be field programmable and contain external indication that is readily visible. The detector shall be dynamically supervised and individually identified by LSCP, as well as sensitivity adjustable. Rating for fixed temperature portion shall be 135 degrees F. Detectors shall have screw terminals in base for making all wiring connection.
- C. Smoke detectors: Shall conform to the applicable requirements of UL 268:
1. Photoelectric detectors: Addressable detectors shall be electronic designed for detection of abnormal smoke densities. Detectors shall consist of separate transmitter and receiver

units. The transmitter unit shall emit an infrared beam to the receiver unit. When the signal at the receiver falls below a preset sensitivity, the detector shall initiate an alarm. The receiver shall contain an LED that is powered upon an alarm condition. Long-term changes to the received signal caused by environmental variations shall be automatically compensated. Detectors shall be connected into addressable initiating circuits. All electronics shall be contained within detector head and shall plug-in to terminal base. Detectors shall be field programmable and contain external indication that is readily visible. The detector shall be dynamically supervised and individually identified by LSCP, as well as sensitivity adjustable. Detectors shall have multiple sensitivity settings in order to meet UL listings for the different distances covered by the beam. Detectors shall have screw terminals in base for making all wiring connections.

2. Duct smoke detectors: Addressable detector shall have a duct housing, mounted exterior to the duct and with perforated sampling tubes. Activation of a detector shall cause shutdown of the associated air-handling unit via auxiliary contact base. Detectors shall be rated for the air velocity to be expected.
 3. In-duct smoke detector: Addressable detector shall have external mounted box with relay output, remote test station with LED status indicator and keyed test switch and sensor head mounted within duct. Activation of detector shall cause associated fire/smoke damper to close via auxiliary relay base.
- D. Interface modules: Addressable interface module shall be connected into addressable initiating circuits. This device shall be used for interfacing normally open or normally closed direct shorting contact devices to an addressable initiating circuit (i.e. waterflow, tamper switches, non-addressable initiating devices, etc.). Module shall be dynamically supervised and individually identified by LSCP.
- E. Programmable relay modules: Addressable interface module containing a programmable control relay with contacts rated at 2.0 amps at 30VDC, 0.6 amps at 120 VAC.

2.04 NOTIFICATION DEVICES

- A. Speakers, strobes and combination speaker strobes:
1. These units shall be mounted flush in all finished areas and surface mounted in unfinished equipment areas. White enamel grill for units mounted in finished (public) areas; red for units mounted in unfinished (mechanical) areas.
 2. Maximum loading: The loading on both the strobe and audio circuits shall not exceed 75% of its rated capacity. Verify that strobe in-rush currents are safely within the maximum rated capacity of the circuit.
 3. Speaker: Wall or ceiling mounted units shall include a blocking capacitor for line supervision and screw terminals for in and out wiring. The back of the speaker cone shall be covered to protect the cone from damage and dust. The speakers shall operate over a frequency range of 400 - 4000Hz and shall have field selectable power taps of 1/8 to 8 watts with sound output up to 92dBA at 10 feet measured per UL standard 1480 when set on the 8 watt tap. Speaker shall be rated for operation on a 70.7-volt audio system.
 4. Strobe: Wall mounted units shall incorporate 15, 30, 75, 110 candela strobe lights that flash once per second with 24 VDC input with a maximum current draw of .088 amps.
 5. Strobe/speaker: Wall mounted units with speaker Specifications listed above and shall incorporate 15, 30, 75, 110 candela strobe lights that flash once per second with 24 VDC input with a maximum current draw of .088 amps.

FIRE ALARM/LIFE SAFETY SYSTEM

6. Remote power supplies for strobe circuits:
 - a. Provide quantity of remote power supplies required for system. Power supplies shall be mounted in hinged NEMA 1 enclosures, maximum 24" wide, with locking handle and the following items:
 - 1) Back-up emergency batteries, sized per NFPA standards. Provide separate enclosure for batteries if required to prevent damage from corrosive gases.
 - 2) Provide a automatic dual rate (high rate and float charge) battery charger capable of recharging batteries to 80% capacity in 8 hours. The charger output shall be supervised and fused.
 - 3) Supervised programmable relays or network interface module to control strobe lights on a floor-by-floor basis.
 - b. Power supplies shall be connected to emergency power 120 VAC circuits.
 - c. If the power supply loses AC power, a system trouble shall occur.
 - d. Locks shall be keyed the same as all other life safety panels.
- B. Bells: Shall be 6 inch10 inch surface mounted with matching mounting back box. Bells shall be of vibrating type, suitable for use in an electrically supervised circuit. Bells shall be the underdome type producing a sound output rating of at least 84 dBA87 dBA at 10 feet. Bells used in exterior locations shall be specifically listed or approved for outdoor use and provided with metal housing and protective grilles.
- C. Fireman's remote LCD annunciator: Shall have a two line by 40-character LCD display. Dedicated LED lamps shall light upon activation of any alarm, supervisory or trouble condition and a tone-alert shall sound. The backlit alphanumeric liquid crystal display (LED) shall indicate type of alarm, number of alarms, supervisory conditions and troubles in the system and a custom location designation. Annunciator shall include control switches for system acknowledgments, alarm silence and system reset. Information is transmitted to the annunciator over a single twisted, shielded pair cable. Annunciator shall be flush mounted in NEMA 13R enclosure for interior applications.
- D. Remote graphic annunciator: Shall have a plan view elevation of each building. A lamp indicated in its relative position in the building shall indicate each zone. Three individual lamps shall be provided for each zone and shall illuminate for an abnormal condition in that zone. Lamps shall be red for alarm condition; blue for supervisory condition and amber for trouble condition. Plan views shall be approximately to scale and in no case smaller than 12 inches15 inches in length or width. Annunciator shall have a door with piano hinge and two point cylinder lock or two cylinder locks. Lock shall be open using the same key as the control panel. A lamp test switch shall be provided. Annunciator shall be flush mounted.
- E. Life safety command center annunciator:
 1. Provide a surface mounted panel, sized as required to contain the following features:
 - a. Graphic silk-screened representation of the buildings in vertical cross-section.
 - b. LED indicating lights that shall illuminate the respective floor's LED indicator light for an occurrence in that building:
 - 1) System trouble. Illuminates on any component failure or abnormal condition for both the fire alarm and communication systems. (Yellow LED, only on floors with equipment.)

FIRE ALARM/LIFE SAFETY SYSTEM

- 2) Sprinkler Waterflow. (Blue LED)
 - 3) Smoke Detector. (Red LED)
 - 4) Duct Smoke Detector. (Red LED)
 - 5) Manual Pull Station (Yellow LED)
 - 6) Annunciation Devices Activated. (Green LED)
 - 7) Tamper Valve or PIV. (Blue LED)
 - 8) Fire Pump Running (Yellow LED)
 - 9) Fire Pump Trouble. (Yellow LED)
 - 10) Jockey Pump Running (basement floor only) (Yellow LED)
 - 11) Generator Running (Yellow LED)
 - 12) Generator Trouble (Red LED)
 - 13) Public Emergency Phone Activated. (Yellow LED)
- c. Sonalert Horn.
 - d. Lamp test pushbutton.
 - e. Horn silence pushbutton. This pushbutton shall be momentary type and shall allow a subsequent alarm to ring the horn again. On/off switch is not acceptable.
 - f. Black silk-screened lettering describing the function of each device and light.
 - g. Brush stainless steel faceplate with continuous piano hinge to access wiring compartment and 1/4 turn captive fasteners.
 - h. Annunciator shall be UL and CSFM listed.
2. This annunciator shall annunciate alarm and trouble conditions it shall not contain any control capability over the fire alarm and communication system. All system horn silence and acknowledge shall be performed at the control equipment itself.
 3. All control power shall be battery backed up and originate from the life safety control panel.

2.05 AUXILIARY EQUIPMENT CONTROL AND SUPERVISION

- A. Under this Section, provide connections to the following equipment to activate control sequence of operation:
 1. Fire sprinkler system components: Provide a pair of wires from a remote mounted addressable interface module (2'-6" maximum wire length) for each of the following devices:
 - a. Each waterflow switch to initiate a alarm signal.
 - b. Each valve monitor switch (tamper switch) to initiate a trouble signal.
 - c. Each P.I.V. to initiate a trouble signal.
 - d. Fire pump to initiate a trouble signal for fire pump "running", "loss of power," and "phase reversal."

FIRE ALARM/LIFE SAFETY SYSTEM

2. Door hold-open/closure devices: Provide a pair of wires from a set of dry contacts in the LSCP or remote mounted programmable relays to each door hold-open/closure device for power to and release of doors.
 3. Roll-down fire doors and shutters: Provide a pair of wires from a set of dry contacts in the LSCP or remote mounted programmable relays to each roll-down fire door or shutter for release of door.
 4. Building energy management system (EMS) interface: Provide a pair of wires from a set of dry contacts in LSCP or remote mounted programmable relays to EMS system control panel. Contacts shall be normally closed and shall open upon any alarm condition.
- B. Fire/smoke dampers: Provide the following at FLCP for manual override control and annunciation of each smoke management damper:
1. Three position (open-auto-closed), heavy-duty, industrial grade control switch for damper control as follows:
 - a. The "OPEN" and "CLOSED" modes shall override the normal operation of the HVAC control system.
 - b. The "AUTO" mode shall be used for normal damper operation when not in override mode.
 2. LED indicator lights shall be provided adjacent to each control switch for status annunciation as listed below. Provide wiring and panel or remote mounted interface/relay modules for each damper controlled. "Open" and "Closed" indication shall be via connection to end switches furnished by Division 23.
 - a. Green = "OPEN"
 - b. Yellow = "CLOSED"
 - c. Red = "OVERRIDE" (at LSCP)
 3. Provide graphic quality lettering on engraved nameplate to identify each switch and LED light.

2.06 LIFE SAFETY COMMUNICATIONS AND PUBLIC ADDRESS SYSTEM

- A. System operation:
1. Provide a modular, fully supervised, zone selective voice communication system in the Life Safety Command Center Room. The page alarm system shall be utilized for automatic pre-recorded voice signaling and manual voice override paging.
 2. Output zones shall be as follows:
 - a. One zone for each building.
 - b. All call (includes all zones).
 3. All zone selector switches shall be toggle type with adjacent on/off LED light and clearly identified by floor, elevator or stairwell number.
 4. Manual override via the hand-held microphone shall take priority over any and all alarm signals to assure communication of one-way voice instructions.
 5. "Phone Patch" control shall be provided for the firefighter in control to allow voice instructions to be initiated from any remote fireman's telephone.
- B. Communication amplifiers:

FIRE ALARM/LIFE SAFETY SYSTEM

1. The unit shall be solid state complete with microphone and volume control.
2. The total harmonic distortion shall be less than 2% at 100% of rated output.
3. Amplification equipment shall be sized to provide sufficient power to drive one speaker per 1,000 square feet of building area on each floor with the speakers set on a wattage tap that allows 15dB above the ambient noise level in all areas of a normal 45dB office environment. Plus an additional 25 percent per amplifier. I.E. provide amplifiers rated for the maximum number of speakers possible in the building plus 25 percent spare capacity.
4. Provide output terminals mounted on a heavy-duty terminal strip for making all required connections.
5. Outputs shall be compatible with multi-tap speakers as required.
6. Electronic circuit protection shall be incorporated in the amplifier that provides automatic limiting against short circuits and overloads on its outputs. A thermostatic control shall protect the amplifier from operation at excessive temperatures and a circuit breaker for overcurrent protection shall be provided.
7. The front panel of the amplifier shall have a power indicator and a thermal overload indicator.
8. The amplifier shall operate from a 105 - 125 volt 60 Hz power source.
9. The unit shall be ruggedly constructed, temperature stable and be capable of operating in ambient temperatures ranging from -20 degrees C to +55 degrees C. The power transformers shall be heavy duty, fully enclosed and designed for continuous operation. The chassis shall be heavy-gauge steel with a perforated enclosure and both shall be finished in low luster black enamel.
10. Provide speaker zone supervision such that any zone in "trouble" shall be annunciated at the remote annunciator and the printer.
11. The amplifiers shall be mounted in the Life Safety Command Center Room.
12. Amplifiers shall be provided in 120 or 250-watt RMS increments at 70VRMS output voltage levels. Amplifiers shall be continuously supervised and be configured for single channel operation and redundancy for backup. All amplifiers shall have 60 to 15 KHz frequency response and be equipped with a battery saver feature to minimize supervisory current drain when operating on the 24VDC standby batteries.
13. Each speaker circuit shall be electrically supervised for opens and ground faults in the wiring and for short circuit faults on the speaker circuit wiring and shall be so arranged that a fault condition in any circuit or groups of circuits will not cause an alarm to be sounded. A short circuit on the speaker circuit wiring will automatically disconnect only the affected circuit thereby insuring the integrity of all other speaker circuits to receive an alarm signal and protect the system amplifiers, pre- amplifiers and taped voice or tone generators. The occurrence of any fault will light a trouble LED and sound the Sonalert but will not interfere with the proper operation of any circuit that does not have a fault condition. Initiating and speaker circuits shall be wired using Class B supervised circuits (a break or ground fault in any conductor will be reported as a trouble condition).
14. Digital message repeater module (DRM) shall be provided for a pre-recorded general instruction message. The standard operating sequence shall be thirty seconds of alarm tone, followed by a 30 - 60 second digitized general instruction message. After the message is sent or has been interrupted by the hand-held microphone, before the tape

FIRE ALARM/LIFE SAFETY SYSTEM

message is completed or failure of the MRM, the alarm tone will again sound continuously until the system is reset or the tone silenced. The DRM will be supervised for EPROM memory and general status. Message shall be settable to be continuous repeatable or 1 - 3 times.

15. Redundant tone generators (RTM) shall be provided for alarm and auxiliary tone generation (slow whoop). RTM's shall be continuously supervised for operation and placement.

C. Remote switch bank and microphone panel:

1. Provide push-to-talk override microphone for life safety paging.
2. A bank of switches shall be provided within reach of the microphone for selective paging of each zone and a complete building page.
3. Provide a means for each toggle switch to accept an identification tag in the faceplate. Provide graphic quality lettering or Kroy lettering on each I.D. tag. Do not hand letter.
4. The microphone and switches shall be mounted in a panel on the wall in the Administration building.

2.07 VOICE COMMUNICATION BACK-UP POWER SUPPLY (BATTERIES)

- A. Provide a back-up power source for all system components including but not limited to, amplifiers, digital message units and microphone circuits. Power source shall consist of but not be limited to all necessary conduit, batteries, wire, outlets, transformers, panels and connections to each piece of equipment as required.
- B. Back-up power shall be required such that loss of utility power shall not cause the system operator to be required to restart the system or any part thereof upon return of power. The back-up power supply shall be NFPA approved for life safety applications and shall provide a 4-hour backup of the maximum load possible on the system as required by NFPA 72.
- C. During power failure the amplifiers shall be automatically shut off to minimize drain on batteries but will turn on automatically during alarm or manual activation.
- D. Provide a automatic dual rate (high rate and float charge) battery charger capable of recharging batteries to 80% capacity in 8 hours. The charger output shall be supervised and fused.
- E. If the system loses AC power, a system trouble shall occur.
- F. A solid-state power transfer circuit that shall switch to standby power automatically and instantaneously if normal power fails or falls below 15% of normal ("brown out" conditions). This electronic circuit shall allow the batteries to be effectively "floated" on the operating system to avoid upsetting the normal microprocessor scan and minimize resultant nuisance troubles and/or alarms.

2.08 LIFE SAFETY COMMAND CENTER

- A. The life safety remote annunciator shall be the operations center for fire fighter's and shall consist of the following:
 1. Public address system and microphone.
 2. Firefighter's and public emergency telephone communication system and remote handset cabinet.
 3. Fire alarm detection and control panel as well as graphic annunciator.

FIRE ALARM/LIFE SAFETY SYSTEM

4. Controls and annunciation for all auxiliary equipment control.
5. Telephone for fire departments use with access to public telephone system.

2.09 FIBER OPTIC PATCH CORDS

- A. The fiber nodes shall utilize existing 62.5/125 micron fiber. The existing fiber is terminated with SC fiber connectors
 1. Provide SC-ST Duplex fiber jumpers to connect the FACP and Remote nodes TX/RX fiber ports (4 fiber).
 2. Provide SC-SC duplex fiber jumpers to patch fiber from one node to the next at the IDF location. Quantity as required.

PART 3 - EXECUTION

3.01 EXAMINATION

- A. Contractor shall thoroughly examine Project site conditions for acceptance of fire alarm/life safety system installation to verify conformance with Manufacturer and Specification tolerances. Do not commence with installation until all conditions are made satisfactory.

3.02 INSTALLATION

- A. General:
 1. Install fire alarm/life safety system in accordance with Manufacturer's written instructions, as indicated on the Drawings and as specified herein.
 2. The 120/208-volt, 3 wire, 60 cycles AC emergency power supply required to power the system. Connect to red colored circuit breaker(s) in panel board. Identify circuit as "Fire Alarm Circuit Control".
- B. Wiring:
 1. Individual input and output device addressability as well as remote sensitivity measurement, supervision and power shall all be performed on the same pair of wires. Wiring shall be Class B.
 2. Each Class B initiating circuit shall consist of a two (2)-wire circuit, allowing multiple T-taps and not requiring any end-of-line device for supervision. Each initiating circuit shall accommodate up to thirty (30) addressable programmable initiating devices. On the initial installation, only 21 devices are to be allowed per circuit to allow for future expansion.
 3. Wiring for shielding certain conductors from others or routing in separate raceways, shall be as recommended by the Manufacturer's current requirements.
 4. All cabling when concealed above accessible ceiling can be routed free air and supported every 48" in J-Hooks. J-hooks shall be sized for a maximum 40% fill and shall be color coded red, and not used for any other cable.
 5. J-hooks shall be supported by independent 12 gauge steel wire or directly to building structure. Support to other disciplines support structure such as electrical conduit, mechanical ducting, ceiling wire, ATR, unistrut etc... will not be accepted and will require the contractor to install an independent support system.
 6. All wiring shall be installed in a steel conduit when in exposed areas, and through walls and shall be of the size recommended by the equipment Supplier. Wire color-coding shall remain the same throughout the system.

FIRE ALARM/LIFE SAFETY SYSTEM

7. No wiring other than that directly associated with life safety/fire alarm detection, alarms or auxiliary fire protection functions (no 120 VAC), shall be permitted in life safety/fire alarm support systems and pathways.
8. Make conduit and wiring connections to sprinkler flow switches, PIV's, sprinkler valve monitors, door hold-open/closure devices, smoke management fans, smoke dampers, fire pump controller, etc.
9. All wiring shall be checked and tested to ensure that there are no grounds, opens or shorts.
10. All life safety/fire alarm junction boxes shall be color-coded and marked. Wire nut splices are not allowed.
11. Wires shall be numbered at each connection, termination and junction point. Wire numbering tags shall be Brady Perma-Code, Westline or equal wire makers. Each group of wires shall be tagged with its destination at each panel, terminal box or junction box.
12. All wire used on the life safety/fire alarm and communication system shall have a minimum insulation rating of 105 degrees C. Bell wire or thermostat wire is not acceptable.

3.03 FIELD QUALITY CONTROL

- A. Manufacturer's field service: Contractor shall arrange and pay for the services of a factory-authorized service representative to supervise the initial start-up, pretesting and adjustment of the fire alarm/life safety system.
- B. Contractor testing: Contractor shall perform all quality control electrical testing, calibration and inspection required herein. Testing objectives shall be to:
 1. Assure fire alarm/life safety system installation conforms to specified requirements and operates within specified tolerances.
 2. Field test and inspect to ensure operation in accordance with Manufacturer's recommendations and Specifications.
 3. Prepare final test report including results, observations, failures, adjustments and remedies.
 4. Apply label on fire alarm/life safety system control panel upon satisfactory completion of tests and results.
 5. Verify settings and make final adjustments.
- C. At least three weeks prior to any testing, notify the Engineer so that arrangement can be made for witnessing test, if deemed necessary. All pretesting shall have been tested satisfactorily prior to the Engineer's witnessed test.
- D. Prefunctional testing:
 1. Provide testing technician with Contract Documents and Manufacturer instructions for installation and testing.
 2. Visual and mechanical inspection:
 - a. Inspect for physical damage, defects alignment and fit.
 - b. Perform mechanical operational tests in accordance with Manufacturer's instructions.
 - c. Compare nameplate information and connections to Contract Documents.

FIRE ALARM/LIFE SAFETY SYSTEM

- d. Check tightness of all control and power connections.
- e. Check that all covers, barriers and doors are secure.
- 3. Electrical tests:
 - a. The system shall be completely tested prior to final acceptance testing. All points shall be tested from point of initiation to the final point or points of annunciation. All circuits shall be tested for continuity and ability to transmit the required signal correctly to the LSCP. Any problem due to wrong wire type, wire twist, impedance, mismatches, noise filtering or shielding shall be completely corrected during pretesting and prior to any final acceptance tests.
 - b. Testing shall include each and every device in the system. Coordinate with other trades as necessary for testing.
 - 1) Sprinkler flow switches: Record time delay from water flow to alarm and adjust as necessary for a 30-50 second delay.
 - 2) Tamper switches: Verify "trouble" signal is received and alarmed on closing of each valve.
 - 3) Smoke detectors and duct smoke detectors: Test with actual or approved artificial smoke. Verify that reset does not occur when devices are cleared of smoke. Verify supervisory circuit function. Perform pressure differential test on all duct-mounted smoke detectors.
 - 4) Door release: Verify that proper alarm activates every held-open door, roll-down doors and shutters, to ensure doors close completely to the closed position.
 - 5) Elevator recall: Verify that elevators recall to designated floor by testing elevator lobby detectors with smoke. This is necessary on the ground floor and one other only.
 - 6) Firefighter's phone: Verify that each phone jack and supervisory circuit is fully operational and annunciates properly at the paging panel in the Life Safety Command Center Room.
 - 7) Public emergency phone: Verify that each phone is operative and annunciates properly at the paging panel at the remote annunciator panels.
 - 8) Voice communication systems: Verify that each building and/or floor can be selected.
 - 9) Tone and prerecorded message generation: Activate by means of an alarm initiating device on each floor and verify that they are clearly audible in all occupied spaces including elevator lobbies, toilets, core areas, stairwells, mechanical rooms and garage. Adjust power taps at speakers to obtain proper +15 dBA level above ambient noise. Verify the override capability of the microphone paging system.
 - 10) FFCP: Verify correct fan and damper control and status annunciation for each life safety fan and damper.
 - 11) Central station notification: Verify that one set of conductors in the terminal cabinet becomes a short circuit on any "trouble" condition and that the other set becomes a short circuit on any "alarm" condition. Verify that the conductor groups are labeled properly.

FIRE ALARM/LIFE SAFETY SYSTEM

12) Printer and remote annunciators: Verify that all alarm and trouble conditions print on the printer and annunciate at the remote annunciation panels.

13) Emergency generator power, fire pump and jockey pump status: Verify these annunciate their respective "Trouble" and "Running" conditions.

c. Test Report:

1) Provide a complete report listing every device, the date it was tested, the results and the date retested (if failure occurred during the previous test). The test report shall indicate that every device tested successfully.

2) Submit two typed copies of the test report on 8- 1/2" x 11" paper in a neatly bound folder to the Engineer for approval. Failure to comply with this will result in a delay of final testing and acceptance.

E. Functional performance testing:

1. After the approval of the test report, provide a schedule of final testing to be done in the presence of the Fire Marshal and Owner's Representative. The schedule must be received by the Engineer a minimum of 2 weeks prior to the Final Test Date and must list the dates and time slots in which the various systems can be tested.

2. Coordination of the Final Test dates with all parties (General Contractor, Mechanical Contractor, Electrical Contractor, Owner and others) shall be the sole responsibility of the Contractor. If a party is required to be present during any phase of testing to activate a device, ensure that the party or a qualified representative of the party is present throughout that phase of the testing.

F. In the event that the system fails to function properly during the testing as a result of inadequate pretesting or preparation. The Contractor shall bear all costs incurred by the necessity for retesting including test equipment, transportation, subsistence and the Engineer's hourly rate.

G. Contractor shall replace at no costs to the Owner all devices which are found defective or do not operate within factory specified tolerances.

H. Contractor shall submit the Testing Agency's final report to the Engineer for review prior to Project closeout and final acceptance by the Owner. Test report shall indicate test dates, devices tested, results, observation, deficiencies and remedies. Test report shall be included in the operation and maintenance manuals.

3.04 TRAINING

A. Factory authorized service representative shall conduct a 4 hour training seminar for Owner's Representatives upon completion and acceptance of system. Instructions shall include safe operation, maintenance and testing of equipment with both classroom training and hands-on instruction.

B. Contractor shall schedule training with a minimum of 7 days advance notice.

END OF SECTION

WAGNER HOLT ELEMENTARY SCHOOL

8778 BRATTLE PLACE, STOCKTON, CA 95209

FIRE ALARM REPLACEMENT PROJECT

IDENTIFICATION STAMP
DIV. OF THE STATE ARCHITECT
APP. 02-117199 INC.
REVIEWED FOR
SS ☐ FLS ☐ ACS ☒
DATE: 03/18/2019

The Engineering Enterprise

CONSULTING ENGINEERS
1305 MARINA VILLAGE PARKWAY
ALAMEDA, CA 94501
(530) 886-8556



LUSD WAGNER-HOLT ELEMENTARY SCHOOL
FIRE ALARM MODERNIZATION
8778 BRATTLE PL, STOCKTON, CA 95209

CODE INFORMATION	FIRE ALARM SCOPE OF WORK	PROJECT TEAM	DRAWING INDEX																																																																																																						
<p>THE INTENT OF THE CONSTRUCTION DOCUMENTS IS REPLACE EQUIPMENT IN ACCORDANCE WITH THE CBC 2016. SHOULD ANY CONDITION DEVELOP NOT COVERED BY THE CONSTRUCTION DOCUMENTS WHEREIN THE FINISHED WORK WILL NOT COMPLY WITH THE CBC 2016, A CHANGE ORDER DETAILING AND SPECIFYING THE REQUIRED WORK SHALL BE SUBMITTED TO AND APPROVED BY DSA BEFORE PROCEEDING WITH THE WORK.</p> <p>ANCHORAGE AND SUPPORTS OF ALL EQUIPMENT TO BE INSTALLED, AS A PART OF THIS PROJECT SHALL BE DETAILED ON CONSTRUCTION DOCUMENTS, EXCEPT THOSE EXEMPT BY 2016 CBC SECTION 1616A.1.18. EQUIPMENT SUPPORTS AND ANCHORAGE SHALL BE APPROVED BY THE APPROPRIATE DESIGN PROFESSIONAL OF RECORD AND DSA AS A PART OF FIELD REVIEWS/OBSERVATIONS. THE INSPECTOR OF RECORD (IOR) SHALL ASSURE THAT THE ABOVE REQUIREMENTS ARE ENFORCED.</p> <p>ALL WORK SHALL BE PERFORMED IN ACCORDANCE WITH THE APPLICABLE REGULATIONS, INCLUDING BUT NOT LIMITED TO THE FOLLOWING:</p> <p>2016 CALIFORNIA ADMINISTRATIVE CODE (CAC) PART 1, TITLE 24, CALIFORNIA CODE OF REGULATIONS (CCR)</p> <p>2016 CALIFORNIA BUILDING CODE (CBC) PART 2, TITLE 24, CCR BASED ON THE 2015 INTERNATIONAL BUILDING CODE (IBC)</p> <p>2016 CALIFORNIA ELECTRICAL CODE (CEC) PART 3, TITLE 24, CCR BASED ON THE 2014 NATIONAL ELECTRICAL CODE (NEC)</p> <p>2016 CALIFORNIA MECHANICAL CODE (CMC) PART 4, TITLE 24, CCR BASED ON THE 2015 UNIFORM MECHANICAL CODE (UMC)</p> <p>2016 CALIFORNIA PLUMBING CODE (CPC) PART 5, TITLE 24, CCR BASED ON THE 2015 UNIFORM PLUMBING CODE (UPC)</p> <p>2016 CALIFORNIA FIRE CODE (CFC) PART 9, TITLE 24, CCR BASED ON THE 2015 INTERNATIONAL FIRE CODE (IFC)</p> <p>2016 NFPA 72, NATIONAL FIRE ALARM AND SIGNALING CODE.</p> <p>COMPLIANCE WITH 2016 CALIFORNIA FIRE CODE, CHAPTER 33 - FIRE SAFETY DURING CONSTRUCTION AND DEMOLITION.</p>	<p>PROVIDE A MANUALLY AND AUTOMATICALLY ACTIVATED FIRE ALARM SYSTEM INCLUDING FACP, VOICE AMPLIFIERS, POWER SUPPLIES, ANNOUNCING MICROPHONE, INITIATION, NOTIFICATION, CONTROL AND MONITORING DEVICES AS SHOWN ON PLANS AND SPECIFICATIONS.</p> <p>FIRE ALARM DESCRIPTION</p> <p>THIS PROJECT IS TO REPLACE THE EXISTING FIRE ALARM PANELS, INITIATING DEVICES, NOTIFICATION DEVICES, MODULES, POWER SUPPLIES AND REMOTE ANNUNCIATOR PANEL WITH A NEW GAMEWELL E3 FIRE ALARM SYSTEM WITH EMERGENCY VOICE EVACUATION.</p> <p>ALL EXISTING PATHWAY WILL BE RE-USED WHERE POSSIBLE AND NEW WHERE REQUIRED. NEW PATHWAY WILL BE PROVIDED IN AREAS WHERE CABLE CAN NOT BE CONCEALED ABOVE CEILING.</p> <p>CABLE ABOVE CEILING WHEN NOT IN EXISTING CONDUIT WILL BE FREE AIR AND SUPPORTED EVERY 48" WITH J-HOOKS, PAINTED RED.</p> <p>NEW DEVICE BOXES WILL BE REQUIRED AT ALL NEW DEVICES. WHERE EXISTING DEVICE BOXES ARE LOCATED AND A DEVICE IS NOT REQUIRED, THEN PROVIDE COVER PLATES. REMOVE EXISTING DEVICE BOXES WHEN ADDING A NEW DEVICE.</p> <p>DEMOLISH ALL OLD CABLE, FIRE ALARM COMPONENTS AND BACK BOXES FROM SITE.</p> <p>ALL CABLE AND COMPONENTS WILL BE NEW.</p> <p>THIS PROJECT IS TO REPLACE EXISTING FIRE ALARM HEAD END UNIT AND ALL ASSOCIATED DEVICES.</p> <p>FIRE ALARM SYSTEM: CLASS B IDC: CLASS B SLC CIRCUIT: CLASS B NOTIFICATION CIRCUIT: CLASS B</p>	<p>OWNER</p> <p>LODI UNIFIED SCHOOL DISTRICT 1305 E. VINE ST. LODI, CA 95240</p> <p>CONTACT: LEONARD KAHN (209)331-7225 E-MAIL CONTACT: VBRUM@LODIUSD.NET</p> <p>ELECTRICAL ENGINEER:</p> <p>THE ENGINEERING ENTERPRISE 1125 HIGH ST. AUBURN, CA 95603</p> <p>CONTACT: SCOTT WHEELER: 530-305-927-5784 FAX: 530-886-8557 EMAIL: SCOTT@ENGENT.COM</p> <p>CONTACT: JESSE WHEELER: 530-927-5630 FAX: 530-886-8557 EMAIL: JESSE.WHEELER@ENGENT.COM</p>	<table><tr><th>SHEET NO.</th><th>SHEET NAME</th><th>SCHEMATIC DESIGN</th><th>DESIGN DEVELOPMENT</th><th>CONSTRUCTION DOCUMENTS</th><th>SUBMITTAL 04</th></tr><tr><td>G0.0</td><td>COVER SHEET</td><td></td><td></td><td></td><td></td></tr><tr><td>E0.00</td><td>SYMBOLS AND NOTES</td><td></td><td></td><td></td><td></td></tr><tr><td>E0.01</td><td>FIRE ALARM MATRIX AND ELEVATIONS</td><td></td><td></td><td></td><td></td></tr><tr><td>E1.00</td><td>SITE PLAN</td><td></td><td></td><td></td><td></td></tr><tr><td>E2.00</td><td>FIRE ALARM PLAN - BUILDING A, B & C</td><td></td><td></td><td></td><td></td></tr><tr><td>E2.01</td><td>FIRE ALARM PLAN - BUILDING D, E, F, G, H, I, J, K, L, & M</td><td></td><td></td><td></td><td></td></tr><tr><td>E2.02</td><td>FIRE ALARM PLAN - BUILDING N</td><td></td><td></td><td></td><td></td></tr><tr><td>E3.00</td><td>FIRE ALARM RISER DIAGRAM</td><td></td><td></td><td></td><td></td></tr><tr><td>E4.00</td><td>DETAILS</td><td></td><td></td><td></td><td></td></tr><tr><td>E5.00</td><td>FIRE ALARM CALCULATIONS</td><td></td><td></td><td></td><td></td></tr><tr><td>ED1.00</td><td>FIRE ALARM DEMO PLAN - DEMO SITE PLAN</td><td></td><td></td><td></td><td></td></tr><tr><td>ED1.01</td><td>FIRE ALARM DEMO PLAN - BUILDING A, B & C</td><td></td><td></td><td></td><td></td></tr><tr><td>ED1.02</td><td>FIRE ALARM DEMO PLAN - BUILDING D, E, F, G, H, I, J, K, L & M</td><td></td><td></td><td></td><td></td></tr><tr><td>ED1.03</td><td>FIRE ALARM DEMO PLAN - BUILDING N</td><td></td><td></td><td></td><td></td></tr></table> <table><tr><th colspan="2">EXISTING BUILDING DATA</th></tr><tr><td>CAMPUS BUILDING SQUARE FOOTAGE:</td><td>53,639</td></tr><tr><td>OCCUPANCY GROUP:</td><td>E: K-12</td></tr><tr><td>FIRE SPRINKLER:</td><td>BLDG. C</td></tr><tr><td>YEAR CONSTRUCTED:</td><td>1990</td></tr><tr><td>FLOOR AREAS:</td><td>NO PROPOSED CHANGE</td></tr></table>	SHEET NO.	SHEET NAME	SCHEMATIC DESIGN	DESIGN DEVELOPMENT	CONSTRUCTION DOCUMENTS	SUBMITTAL 04	G0.0	COVER SHEET					E0.00	SYMBOLS AND NOTES					E0.01	FIRE ALARM MATRIX AND ELEVATIONS					E1.00	SITE PLAN					E2.00	FIRE ALARM PLAN - BUILDING A, B & C					E2.01	FIRE ALARM PLAN - BUILDING D, E, F, G, H, I, J, K, L, & M					E2.02	FIRE ALARM PLAN - BUILDING N					E3.00	FIRE ALARM RISER DIAGRAM					E4.00	DETAILS					E5.00	FIRE ALARM CALCULATIONS					ED1.00	FIRE ALARM DEMO PLAN - DEMO SITE PLAN					ED1.01	FIRE ALARM DEMO PLAN - BUILDING A, B & C					ED1.02	FIRE ALARM DEMO PLAN - BUILDING D, E, F, G, H, I, J, K, L & M					ED1.03	FIRE ALARM DEMO PLAN - BUILDING N					EXISTING BUILDING DATA		CAMPUS BUILDING SQUARE FOOTAGE:	53,639	OCCUPANCY GROUP:	E: K-12	FIRE SPRINKLER:	BLDG. C	YEAR CONSTRUCTED:	1990	FLOOR AREAS:	NO PROPOSED CHANGE
SHEET NO.	SHEET NAME	SCHEMATIC DESIGN	DESIGN DEVELOPMENT	CONSTRUCTION DOCUMENTS	SUBMITTAL 04																																																																																																				
G0.0	COVER SHEET																																																																																																								
E0.00	SYMBOLS AND NOTES																																																																																																								
E0.01	FIRE ALARM MATRIX AND ELEVATIONS																																																																																																								
E1.00	SITE PLAN																																																																																																								
E2.00	FIRE ALARM PLAN - BUILDING A, B & C																																																																																																								
E2.01	FIRE ALARM PLAN - BUILDING D, E, F, G, H, I, J, K, L, & M																																																																																																								
E2.02	FIRE ALARM PLAN - BUILDING N																																																																																																								
E3.00	FIRE ALARM RISER DIAGRAM																																																																																																								
E4.00	DETAILS																																																																																																								
E5.00	FIRE ALARM CALCULATIONS																																																																																																								
ED1.00	FIRE ALARM DEMO PLAN - DEMO SITE PLAN																																																																																																								
ED1.01	FIRE ALARM DEMO PLAN - BUILDING A, B & C																																																																																																								
ED1.02	FIRE ALARM DEMO PLAN - BUILDING D, E, F, G, H, I, J, K, L & M																																																																																																								
ED1.03	FIRE ALARM DEMO PLAN - BUILDING N																																																																																																								
EXISTING BUILDING DATA																																																																																																									
CAMPUS BUILDING SQUARE FOOTAGE:	53,639																																																																																																								
OCCUPANCY GROUP:	E: K-12																																																																																																								
FIRE SPRINKLER:	BLDG. C																																																																																																								
YEAR CONSTRUCTED:	1990																																																																																																								
FLOOR AREAS:	NO PROPOSED CHANGE																																																																																																								
DSA ANCHORAGE AND BRACING NOTES	DEFERRED APPROVALS	NOTES																																																																																																							
<p>ELECTRICAL COMPONENT ANCHORAGE NOTE</p> <p>ALL ELECTRICAL COMPONENTS SHALL BE INSTALLED AND ANCHORED PER THE DETAILS ON THE DSA APPROVED CONSTRUCTION DOCUMENTS. WHERE NO DETAIL IS INDICATED, THE FOLLOWING COMPONENTS WILL BE ANCHORED OR BRACED TO MEET THE FORCE AND DISPLACEMENT REQUIREMENTS PRESCRIBED IN THE 2016 CBC, SECTIONS 1616A.1.18 THROUGH 1616A.1.26 AND ASCE 7-10 CHAPTER 13, 26 AND 30.</p> <p>1. ALL PERMANENT EQUIPMENT AND COMPONENTS. 2. ALL TEMPORARY OR MOVABLE EQUIPMENT THAT IS PERMANENTLY ATTACHED (E.G. HARD WIRED) TO THE BUILDING UTILITY SERVICES SUCH AS ELECTRICITY, GAS OR WATER. 3. MOVABLE EQUIPMENT WHICH IS STATIONED IN ONE PLACE FOR MORE THAN 8 HOURS AND HEAVIER THAN 400 POUNDS ARE REQUIRED TO BE ANCHORED WITH TEMPORARY ATTACHMENTS.</p> <p>THE ATTACHMENT OF THE FOLLOWING ELECTRICAL COMPONENTS SHALL BE POSITIVELY ATTACHED TO THE STRUCTURE, BUT NEED NOT BE DETAILED ON THE PLANS. THESE COMPONENTS SHALL HAVE FLEXIBLE CONNECTIONS PROVIDED BETWEEN THE COMPONENT AND ASSOCIATED DUCTWORK, PIPING AND CONDUIT.</p> <p>A. COMPONENTS WEIGHING LESS THAN 400 POUNDS AND HAVE A CENTER OF MASS LOCATED 4 FEET OR LESS ABOVE THE ADJACENT FLOOR OR ROOF LEVEL THAT DIRECTLY SUPPORT THE COMPONENT. B. COMPONENTS WEIGHING LESS THAN 20 POUNDS, OR IN THE CASE OF DISTRIBUTED SYSTEMS, LESS THAN 5 POUNDS PER FOOT, WHICH ARE SUSPENDED FROM A ROOF OR HUNG FROM A WELL.</p> <p>FOR THOSE ELEMENTS THAT DO NOT REQUIRE DETAILS ON THE APPROVED DRAWINGS, THE INSTALLATION SHALL BE SUBJECT TO THE APPROVAL OF A STRUCTURAL ENGINEER AND THE DSA DISTRICT STRUCTURAL ENGINEER. THE PROJECT INSPECTOR WILL VERIFY THAT ALL COMPONENTS AND EQUIPMENT HAVE BEEN ANCHORED IN ACCORDANCE WITH THE ABOVE REQUIREMENTS.</p> <p>PIPING, DUCTWORK AND ELECTRICAL DISTRIBUTION BRACING NOTE</p> <p>PIPING, DUCTWORK AND ELECTRICAL DISTRIBUTION SYSTEMS SHALL BE BRACED TO COMPLY WITH THE FORCES AND DISPLACEMENTS PRESCRIBED IN ASCE 7-10 SECTION 13.3 AS DEFINED IN ASCE 7-10 SECTION 13.6.5.6, 13.6.7, 13.6.8 AND 2016 CBC, SECTIONS 1616A.1.24, 1616A.1.25, AND 1616A.1.26.</p> <p>THE METHOD OF SHOWING BRACING AND ATTACHMENTS TO THE STRUCTURE FOR THE IDENTIFIED DISTRIBUTION SYSTEM ARE AS NOTED BELOW. WHEN BRACING AND ATTACHMENTS ARE BASED ON A PRE-APPROVED INSTALLATION GUIDE (E.G., SMACNA OR OSHPD OPM) COPIES OF THE BRACING SYSTEM INSTALLATION GUIDE OR MANUAL SHALL BE AVAILABLE ON THE JOBSITE PRIOR TO THE START OF AND DURING THE HANGING AND BRACING OF THE DISTRIBUTION SYSTEMS. THE STRUCTURAL ENGINEER SHALL VERIFY THE ADEQUACY OF THE STRUCTURE TO SUPPORT THE HANGER AND BRACE LOADS.</p> <p>ELECTRICAL OPTION 1: DETAILED ON THE APPROVED DRAWINGS WITH PROJECT SPECIFIC NOTES AND DETAILS. ELECTRICAL OPTION 2: SHALL COMPLY WITH THE APPLICABLE OSHPD PRE-APPROVAL OPM #.</p>	N/A	<p>1. THE FIRE ALARM SYSTEM SHALL CONFORM TO 2016 CALIFORNIA ELECTRICAL CODE (CEC) ARTICLE 760 AND 2016 CALIFORNIA FIRE CODE (CFC) SECTION 907.</p> <p>2. PROVIDE CALIFORNIA STATE FIRE MARSHAL LISTING NUMBERS FOR EACH COMPONENT OF THE SYSTEM INCLUDING MANUFACTURER CUT SHEETS FOR REVIEW.</p> <p>3. BEFORE REQUESTING FINAL APPROVAL OF THE INSTALLATION THE INSTALLING CONTRACTOR SHALL FURNISH A WRITTEN STATEMENT TO THE DSA PROJECT INSPECTOR TO THE EFFECT THAT THE SYSTEM HAS BEEN INSTALLED AND TESTED IN ACCORDANCE WITH THE (2016) NFPA 72 SECTION 14.4.1.</p> <p>4. UPON COMPLETION OF THE INSTALLATION OF THE FIRE ALARM SYSTEM, A SATISFACTORY TEST OF THE SYSTEM SHALL BE MADE IN THE PRESENCE OF THE DSA PROJECT INSPECTOR.</p> <p>5. PROVIDE A RECORD OF COMPLETION PER CBC 907.7.2.</p> <p>6. AUTOMATIC FIRE ALARM SYSTEMS SHALL TRANSMIT THE ALARM, SUPERVISORY AND TROUBLE SIGNALS TO AN APPROVED SUPERVISING STATION AS REQUIRED BY NFPA 72 AND CBC 907.6.5.2. THE SUPERVISING STATION SHALL BE LISTED AS EITHER UUFX OR UUIS BY UL OR SHALL MEET THE REQUIREMENTS OF FM STANDARD 3011.</p> <p>7. TEST, INSPECTION AND MAINTENANCE SHALL COMPLY WITH NFPA 72 CHAPTER 14 REQUIREMENTS.</p> <p>8. EACH BUILDING TO BE A SEPARATE SPEAKER ZONE. (CFC, 907.6.3).</p> <p>9. THE EXISTING SYSTEM SHALL REMAIN IN SERVICE UNTIL THE NEW SYSTEM IS INSTALLED OR THAT A FIRE WATCH IN COMPLIANCE WITH THE CALIFORNIA FIRE CODE WILL BE PROVIDED.</p> <p>10. ONLY WITH PRIOR DISTRICT APPROVAL SHALL THE FIRE ALARM SYSTEM OR PORTIONS OF THE SYSTEM BE TAKEN DOWN, AND AT THAT TIME, THE DISTRICT WILL PAY FOR THE COST OF THE FIRE WATCH.</p>																																																																																																							

REVISIONS			
1	Revision 1		Date 1
#	DESCRIPTION		DATE

DESIGNER:Designer

SCALE: 12" = 1'-0"

DATE:12/10/2018

TITLE:
COVER SHEET

DRAWING NO.

G0.0

FIRE ALARM NOTES

1. WORK SHALL BE PERFORMED IN ACCORDANCE WITH THE APPLICABLE REGULATIONS,INCLUDING BUT NOT LIMITED TO THE FOLLOWING:
STATE CALIFORNIA CODE OF REGULATIONS (CCR) 2012 TITLE 24 CALIFORNIA BUILDING CODE
PART 2, 2016 CALIFORNIA BUILDING CODE (CBC), 2015 IBC.
PART 3, 2016 CALIFORNIA ELECTRICAL CODE (CEC), 2014 NEC.
PART 4, 2016 CALIFORNIA MECHANICAL CODE (CMC), 2015 UMC.
PART 5, 2016 CALIFORNIA PLUMBING CODE (CPC), 2015 UPC.
PART 9, 2016 CALIFORNIA FIRE CODE (CFC) BASED ON 2015 IFC.
2016 NATIONAL FIRE PROTECTION ASSOCIATION (NFPA) 13, 72, 80, 90A, 99, AND 101.
2. INSTALLATION OF THE SYSTEMS SHALL NOT BE STARTED UNTIL DETAILED DESIGN DOCUMENTATION AND SPECIFICATION, INCLUDING STATE FIRE MARSHALL LISTING SHEETS FOR EACH COMPONENT OF THE SYSTEM HAS BEEN APPROVED BY DSA.
3. UPON COMPLETION OF INSTALLATION OF THE SYSTEMS, A SATISFACTORY TEST OF THE ENTIRE SYSTEM SHALL BE MADE IN THE PRESENCE OF A DSA PROJECT INSPECTOR.
4. A STAMPED SET OF APPROVED FIRE ALARM DESIGN DOCUMENTS SHALL BE ON THE JOB SITE AND USED FOR INSTALLATION.
5. ANY DISCREPANCIES BETWEEN THE DRAWINGS AND THE CODE OR RECOGNIZED STANDARDS SHALL BE BROUGHT TO THE ATTENTION OF DSA AND THE ARCHITECT/ENGINEER OF RECORD.
6. DSA, ARCHITECT/ENGINEER AND OWNER SHALL BE NOTIFIED A MINIMUM OF 48 HOURS PRIOR TO THE FINAL INSPECTION AND/OR TESTING.
7. ALL PENETRATIONS THROUGH RATED ASSEMBLIES, REQUIRING OPENING PROTECTION SHALL BE PROVIDED WITHIN THE SPECIFICATION WITHIN THE FIRE ALARM SECTION.
8. WALL MOUNTED VISUAL NOTIFICATION DEVICES SHALL HAVE THEIR BOTTOMS MOUNTED AT 80" MINIMUM AND 96" MAXIMUM FROM FIXED FLOOR.
9. WALL MOUNTED AUDIBLE NOTIFICATION DEVICES SHALL HAVE THEIR TOPS MOUNTED AT 90" MINIMUM AND 100" MAXIMUM FROM FINISHED FLOOR AND NO CLOSER THEN 6" TO A HORIZONTAL STRUCTURE.
10. AUDIBLE DEVICES SHALL PROVIDE A SOUND PRESSURE LEVEL OF 150DECIBELS (dbn) ABOVE THE AVERAGE AMBIENT SOUND LEVEL OR 5 dbn ABOVE THE MAXIMUM SOUND LEVEL HAVING A DURATION AT LEAST 60 SECONDS, WHICHEVER IS GREATER, IN EVERY OCCUPIED SPACE WITHIN THE BUILDING.
11. AUDIBLE DEVICES SHALL BE SYNCHRONIZED TEMPORAL CODE 3 PATTERN.
12. THE CONTRACTOR SHALL ADJUST/INSTALL DEVICES TO MAXIMIZE PERFORMANCE AND TO MINIMIZE FALSE ALARMS.
13. VISUAL DEVICES SHOULD NOT EXCEED 2 FLASHES PER SECOND AND SHOULD NOT BE SLOWER THAN 1 FLASH EVERY SECOND. THE DEVICE SHALL HAVE A PULSING LIGHT SOURCE NOT LESS THAN 15 CANDELA. VISUAL DEVICES WITHIN 55' FROM EACH OTHER SHALL BE SYNCHRONIZED.
14. UNDERGROUND AND EXTERIOR CONDUIT TO HAVE WATERTIGHT FITTINGS AND WIRE TO BE APPROVED FOR WET LOCATIONS.
15. ALL FIRE ALARM WIRING SHALL BE FLP OR FPLP (FIRE POWER LIMITED OR FIRE POWER LIMITED PLENUM) AS REQUIRED FOR APPLICATION. WIRING IN CONDUIT ABOVE GROUND MAY BE THHN OR THWN.
16. PER CEC STANDARDS, ALL WIRING IS TO BE PULLED THROUGH EACH JUNCTION BOX AND CONNECTED DIRECTLY TO EACH FIRE DEVICE. DO NOT SPLICE THE WIRE. ALL BOXES TO BE SIZED PER CEC.
17. SMOKE DETECTORS SHALL BE NOT CLOSER THAN 1' FROM SPRINKLERS OR 3' FROM ANY SUPPLY DIFFUSER. IN AREA OF CONSTRUCTION OR POSSIBLE DAMAGE/CONTAMINATION OF NEWLY INSTALLED FIRE ALARM DEVICES SHALL BE COVERED UNTIL AREA IS READY TO BE TURNED OVER TO THE OWNER.
18. ALL FIRE ALARM CIRCUITS ARE TO BE IN CONDUIT, SURFACE RACEWAY OR OPEN RUN ABOVE THE CEILINGS, UNDER FLOORS AND IN WALLS IN A NEAT AND PROTECTED MANOR AS INDICATED ON THE DESIGN DOCUMENTS. EXPOSED CIRCUITS ARE ONLY PERMITTED WHEN NOTED AS EXPOSED ON DESIGN DOCUMENTS.
19. FIRE ALARM PANEL, REMOTES, AND COMPONENTS SHALL BE SECURED TO MOUNTING SURFACES PER MANUFACTURERS SPECIFICATIONS. NO DEVICE SHALL EXCEED THE WEIGHT OF 20 LBS. WITHOUT SPECIAL MOUNTING DETAILS.
20. A DEDICATED BRANCH CIRCUIT SHALL BE PROVIDED FOR FIRE ALARM EQUIPMENT. THIS CIRCUIT SHALL BE ENERGIZED FROM A COMMON USE AREA PANEL AND SHALL HAVE OTHER OUTLETS. THE BREAKER SHALL HAVE A RED LOCKING DEVICE TO BLOCK THE HANDLE IN THE "ON" POSITION. THE CIRCUIT BREAKER SHALL BE LABELED "FIRE ALARM CIRCUIT CONTROL". CIRCUIT ID TO BE LABELED AT FIRE PANEL/EXPANDERS.
21. THE INSTALLER CONTRACTOR SHALL PROVIDE A RECORD OF COMPLETION PER NFPA 72, FIGURE 10.10.2.1.1.
22. CONTROL PANELS, REMOTE ANNUNCIATORS SHALL BE MOUNTED WITH THE TOP OF THE CONTROL DEVICE OR KEYPAD TO BE A MAXIMUM OF 48".
23. THE INSTALLING CONTRACTOR SHALL PROVIDE SYSTEM PROGRAMMING FOR SUPERVISORY MONITORING PER CBC SECTION 901.6.2.
24. SUPERVISORY MONITORING SHALL BE TESTED AND VERIFIED AS SENDING CORRECT SIGNALS IN CONJUNCTION WITH FINAL ACCEPTANCE TEST.
25. OWNER SHALL BE RESPONSIBLE FOR ESTABLISHING A FIRE SYSTEM MONITORING CONTRACT OR PROVISIONS.
26. THE FIRE ALARM SYSTEM SHALL CONFORM TO 2016 CALIFORNIA ELECTRICAL CODE (CEC) ARTICLE 760 AND 2016 CALIFORNIA FIRE CODE (CFC) SECTION 907.
27. PROVIDE CALIFORNIA STATE FIRE MARSHAL LISTING NUMBERS FOR EACH COMPONENT OF THE SYSTEM INCLUDING MANUFACTURE CUT SHEETS FOR REVIEW.
28. BEFORE REQUESTING FINAL APPROVAL OF THE INSTALLATION THE INSTALLING CONTRACTOR SHALL FURNISH A WRITTEN STATEMENT TO THE DSA PROJECT INSPECTOR TO THE EFFECT THAT THE SYSTEM HAS BEEN INSTALLED AND TESTED IN ACCORDANCE WITH THE 2016 NFPA 72 SECTION 14.4.1
29. PROVIDED A RECORD OF COMPLETION PER CBC 90.7.2
30. AUTOMATIC FIRE ALARM SYSTEM SHALL TRANSMIT THE ALARM, SUPERVISORY AND TROUBLE SIGNALS TO AN APPROVED SUPERVISING STATION AS REQUIRED BY NFPA 72 AND CBC 907.6.5.2. THE SUPERVISING STATION SHALL BE LISTED AS EITHER UUFX OR UIUS BY UL OR SHALL MEET THE REQUIREMENTS OF FM STANDARDS 3011.
31. TEST, INSPECTION AND MAINTENANCE SHALL COMPLY WITH NFPA 72 CHAPTER 14 REQUIREMENTS.
32. EACH BUILDING TO BE A SEPARATE SPEAKER ZONE. (CFC 907.63).

GENERAL PROJECT NOTES

1. INSTALL AND CONNECT A CODE SIZED INSULATED OR BARE COPPER GROUNDING CONDUCTOR IN ALL POWER SYSTEM BRANCH CIRCUITS AND FEEDERS.
2. MOUNTING HEIGHTS SHOWN ARE FROM FINISHED FLOOR TO THE CENTERLINE OF THE DEVICE. ALL MOUNTING HEIGHTS SHALL BE AS SHOWN ON THE SYMBOLS LIST UNLESS OTHERWISE NOTED ON THE PLANS OR IN THE SPECIFICATIONS.
3. FURNISH AND INSTALL ALL PANEL BOARDS WITH CIRCUIT BREAKERS AS SHOWN ON PANEL SCHEDULES.
4. DO NOT INSTALL FIRE ALARM, TELEPHONE, AND / OR POWER OUTLETS BACK TO BACK IN STUD WALLS.
5. CONTRACTOR IS RESPONSIBLE TO SUBMIT REVISED LAYOUT OF EQUIPMENT FOR WRITTEN APPROVAL BY ENGINEER IF PROPOSED INSTALLATION LAYOUT DIFFERS FROM CONSTRUCTION DOCUMENTS. SUBMISSION MUST BE APPROVED PRIOR TO RELEASE OF ORDER FOR EQUIPMENT AND PRIOR TO INSTALLATION.
6. THE CONTRACTOR SHALL VISIT THE JOBSITE AND VERIFY ALL EXISTING CONDITIONS BEFORE BIDDING AND SHALL INCLUDE IN THE BID THE NECESSARY COSTS TO CONSTRUCT THIS PROJECT IN ACCORDANCE WITH THE ELECTRICAL DRAWINGS, SPECIFICATIONS AND ALL APPLICABLE CODES.
7. ALL ELECTRICAL AND FIRE ALARM SYSTEM MATERIALS AND EQUIPMENT SHALL BE LISTED BY UNDER- WRITERS LABORATORIES AND BEAR THEIR LABEL.
8. CONTRACTOR SHALL REMOVE ALL LEFT OVER CONDUIT, WIRE, SCRAPS, ETC. AND LEAVE PREMISES CLEAN AND FREE OF TRASH OR DEBRIS RESULTING FROM HIS WORK.
9. CONTRACTOR SHALL REPORT TO THE OWNER'S ENGINEER ANY OBSERVATIONS OF CONDITIONS WHICH ARE DISCOVERED IN THE BUILDING WHICH WOULD PREVENT THE CORRECT INSTALLATION OF THE ELECTRICAL SYSTEM.
10. RECONNECT EXISTING DEVICES WHOSE CIRCUITS HAVE BEEN INTERRUPTED BY DEMOLITION BY PROVIDING NEW CONNECTIONS TO ANOTHER EXISTING DEVICE OR PANEL. VERIFY CIRCUIT LOADING ON EXISTING CIRCUIT.
11. WHEN A DEVICE IS REMOVED FROM AN EXISTING WALL WHICH WILL REMAIN, PATCH WALL TO MATCH EXISTING OR NEW FINISH.
12. WHERE ADDITIONAL CIRCUITS ARE NEEDED IN PANEL, PROVIDE NEW CIRCUIT BREAKERS TO MATCH EXISTING IN EXISTING SPACES AS REQUIRED.
13. WHERE EXISTING TO BE REMOVED ELECTRICAL OR FIRE ALARM SYSTEM DEVICES ARE SHOWN, THE CONTRACTOR SHALL ALSO REMOVE ALL CONDUCTORS SERVING THE DEVICE. ABANDON ALL UNUSED DEVICE BOXES AND CONDUITS. ABANDONED CONDUITS AND BOXES CAN BE RE-USED TO PULL NEW CONDUCTORS THROUGH FOR SERVICE TO DEVICES DOWNSTREAM. DO NOT SPLICE IN ABANDONED DEVICE BOXES.
14. DRAWINGS INDICATE GENERAL ARRANGEMENT OF SYSTEMS AND WORK. FOLLOW DRAWINGS IN LAYING OUT WORK AND CHECK DRAWINGS OF OTHER TRADES TO VERIFY SPACE CONDITIONS. FINAL LOCATIONS SHALL BE ADJUSTED TO MEET FIELD CONDITIONS AND THE INSPECTOR.
15. PRIOR TO COMMENCING TRENCHING OPERATIONS, CONTACT THE UTILITIES UNDERGROUND SERVICE ALERT BUREAU AND DETERMINE THE EXACT LOCATION OF ANY EXISTING UTILITY LINES WHICH MIGHT BE DAMAGED DURING THE INSTALLATION OF THIS WORK. HAND TRENCH, BACKFILL AND COMPACT IN AREAS OF EXISTING UTILITY LINES TO AVOID DAMAGE TO SAME.
16. SIZE PULLBOXES TO MINIMUM CODE REQUIREMENTS. OBTAIN THE ARCHITECTS APPROVAL OF ANY PULLBOX(ES) ADDED TO FACILITATE THE INSTALLATION OF CONDUITS SHOWN ON THE PLANS.
17. CONDUIT ROUTING (WHERE SHOWN) IS ESSENTIALLY DIAGRAMMATIC. CONTRACTOR SHALL LAYOUT RUNS TO SUIT FIELD CONDITIONS AND THE COORDINATION REQUIREMENTS OF OTHER TRADES.
18. ALL CONDUIT AND RACEWAY PENETRATIONS THROUGH FIRE RATED WALLS AND FLOORS SHALL BE SEALED TO MAINTAIN THE FIRE SEPARATION RATING.
19. ALL CONDUITS CROSSING EXPANSION JOINTS SHALL BE PROVIDED WITH EXPANSION/DEFLECTION FITTINGS.
20. INSTALL A POLYETHYLENE PULLING ROPE IN ALL EMPTY CONDUITS.
21. ALL NEW AND REPLACEMENT SPEAKER / SPEAKER STROBE BACK-BOXES SHALL BE 5" X 2 7/8" MINIMUM.

FIRE ALARM

- ② SMOKE DETECTOR INITIATING DEVICE, CEILING MOUNTED ON FLUSH OR SURFACE JUNCTION BOX.
- ② SMOKE DETECTOR INITIATING DEVICE, STRUCTURE MOUNTED ABOVE SUSPENDED CEILING TO SURFACE JUNCTION BOX.
- ②- SMOKE DETECTOR INITIATING DEVICE, DUCT-MOUNTED TYPE WITH SAMPLING TUBE, LOCATED AT SUPPLY AIR FANS 2000cfm AND LARGER.
- ②- SMOKE DETECTOR INITIATING DEVICE, IN-DUCT MOUNTED TYPE AT, DUCTED FSD'S.
- ② BT PROJECTED BEAM SMOKE DETECTOR INITIATING DEVICES TO INCLUDE TRANSMITTER, RECEIVER AND REMOTE INDICATOR STATION, WALL OR PENDANT MOUNTED IN FLUSH OR SURFACE JUNCTION BOX AS NOTED ON PLANS. BT-BEAM TRANSMITTER, BR-BEAM RECEIVER.
- ④ HEAT DETECTOR INITIATING DEVICE, CEILING MOUNTED ON FLUSH OR SURFACE JUNCTION BOX.
- ④ HEAT DETECTOR INITIATING DEVICE, STRUCTURE MOUNTED ABOVE SUSPENDED CEILING TO SURFACE JUNCTION BOX.
- ④ MANUAL PULL STATION INITIATING DEVICE, WALL MOUNTED AT 48" UON.
- ④-2 MOTOR OPERATED PRE-SMOKE DAMPER FSD, NEC. SYMBOL DENOTES INTERFACE FOR POWER, CONTROL AND POSSIBLY MONITORING CONNECTIONS FROM FIRE ALARM SYSTEM. ALSO, INCLUDES LOCAL POWER DISCONNECT MEANS. 'ES' BY FSD IMPLIES END SWITCH CONNECTIONS FOR MONITORING BOTH 'OPEN' AND 'CLOSED' POSITIONS. ADJACENT NUMBER INDICATES QUANTITY OF ACTUATORS AND END SWITCH GROUPS REQUIRING CONNECTION PER FSD, IF MORE THAN 1.
- ④ SPRINKLER SYSTEM WATER FLOW SWITCH, NEC. SYMBOL DENOTES INTERFACE FOR MONITORING CONNECTION FROM FIRE ALARM SYSTEM.
- ④ SPRINKLER SYSTEM TAMPER SWITCH, NEC. SYMBOL DENOTES INTERFACE FOR MONITORING CONNECTION FROM FIRE ALARM SYSTEM.
- ④ SPRINKLER SYSTEM POST INDICATING VALVE PIV, NEC. SYMBOL DENOTES INTERFACE FOR MONITORING CONNECTION FROM FIRE ALARM SYSTEM. INCLUDE A REMOTE MOUNTED ADDRESSABLE MONITORING MODULE AT PIV.
- ④ RM REMOTE MOUNTED, ADDRESSABLE ISOLATION MODULE.
- ④ CM REMOTE MOUNTED, ADDRESSABLE CONTROL MODULE.
- ④ SM REMOTE MOUNTED SINGLE INPUT, ADDRESSABLE, MONITORING MODULE FOR INITIATING CIRCUIT CONNECTION.
- ④ DM REMOTE MOUNTED DUAL INPUT, ADDRESSABLE, MONITORING MODULE FOR INITIATING CIRCUIT CONNECTION.
- ④ CR REMOTE MOUNTED PROGRAMMABLE CONTROL RELAY MODULE FOR ADDRESSABLE CONTROL.
- ④ DPS DIFFERENTIAL PRESSURE SWITCH, NEC. SYMBOLS DENOTES INTERFACE FOR MONITORING CONNECTION FROM FIRE ALARM SYSTEM TO ANNUNCIATE FAN OPERATION. INCLUDE A REMOTE MOUNTED ADDRESSABLE MONITORING MODULE AT EACH LOCATION.
- ④ EOL END-OF-LINE RESISTOR.
- ④ PS AIR PRESSURE SWITCH FOR PRE ACTION SPRINKLER SYSTEMS, NEC. SYMBOL DENOTES INTERFACE FOR MONITORING CONNECTION FROM FIRE ALARM SYSTEM. INCLUDE A REMOTE MOUNTED ADDRESSABLE MONITORING MODULE AT EACH LOCATION.
- ④ MAGNETIC TYPE, DOOR HOLD OPEN/RELEASE DEVICE, WALL MOUNTED, NEC. SYMBOL DENOTES INTERFACE FOR POWER AND CONTROL CONNECTIONS FROM FIRE ALARM SYSTEM.
- ④ AUDIBLE NOTIFICATION APPLIANCE, WALL MOUNTED, 6" BELOW CEILING OR +80" AFF, WHICHEVER IS LOWER.
- ④ VISIBLE NOTIFICATION APPLIANCE, WALL MOUNTED, 6" BELOW CEILING OR +80" AFF, WHICHEVER IS LOWER. NUMBER ASSOCIATED WITH 'cd' REPRESENTS CANDELA RATING OF STROBE.
- ④ AUDIBLE/VISIBLE NOTIFICATION APPLIANCE, WALL MOUNTED, 6" BELOW CEILING OR +80" AFF, WHICHEVER IS LOWER. NUMBER ASSOCIATED WITH 'cd' REPRESENTS CANDELA RATING OF STROBE.
- ④ AUDIBLE NOTIFICATION APPLIANCE, CEILING MOUNTED IN FLUSH BACK BOX.
- ④ VISIBLE NOTIFICATION APPLIANCE, CEILING MOUNTED IN FLUSH BACK BOX. NUMBER ASSOCIATED WITH 'cd' REPRESENTS CANDELA RATING OF STROBE.
- ④ AUDIBLE/VISIBLE NOTIFICATION APPLIANCE, CEILING MOUNTED IN FLUSH BACK BOX. NUMBER ASSOCIATED WITH 'cd' REPRESENTS CANDELA RATING OF STROBE.
- ④ H REMOTE 2-WAY COMMUNICATION STATION, MOUNTED +42" AFF.
- ④ RANN REMOTE ANNUNCIATOR
- ④ ANSUL FIRE SUPPRESSION CONTROL UNIT - KITCHEN HOOD

CONVENTIONS

- ① NUMBERED NOTE, APPLIES TO ALL DRAWINGS.
- ① NUMBERED SHEET NOTE, APPLIES TO DRAWING CONTAINING NOTES ONLY.
- ① OVERCURRENT PROTECTIVE DEVICE SPACE IDENTIFICATION TAG, REFERS TO LOCATION OF PROTECTIVE OR CONTROL DEVICE WITHIN SWITCHBOARDS, DISTRIBUTION BOARDS, MOTOR CONTROL CENTERS, ETC.
- (NAME) EQUIPMENT IDENTIFICATION TAG. ITEM FURNISHED AND INSTALLED UNDER ANOTHER SECTION AND WIRED UNDER THIS SECTION.
- P2 CABLE AND/OR RACEWAY TAG, FUNCTION AS NOTED BELOW:
P = POWER T = TELEPHONE C = COMMUNICATION
- 2004 FEEDER SIZE. REFER TO FEEDER SCHEDULE.
- A E-801 DETAIL REFERENCE:
SHEET NUMBER
DETAIL DESIGNATION
- 2-F3 FIXTURE IDENTIFICATION TAG:
FIXTURE TYPE
QUANTITY

FIRE ALARM SYSTEM DESCRIPTION

SCOPE OF THIS PROJECT IS TO REPLACE THE EXISTING FIRE ALARM SYSTEM WITH A NEW GAMEWELL VOICE EVACUATION SYSTEM. ALL EXISTING PATHWAY, AND DEVICE BOXES SHALL BE REUSED WHERE POSSIBLE. NEW PATHWAY WILL BE PROVIDED IN AREAS WHERE CABLE CAN NOT BE CONCEALED ABOVE CEILING. CABLE ABOVE CEILING WHEN NOT IN EXISTING CONDUIT WILL BE FREE AIR. NEW DEVICE BOXES WILL BE PROVIDED WHERE THE EXISTING BACK BOXES CAN NOT BE RE-USED OR ARE NOT LOCATED IN THE PROPER LOCATION OF THE NEW DEVICE. ALL SPEAKER CABLE AND COMPONENTS WILL BE NEW.

THIS PROJECT IS TO REPLACE EXISTING FIRE ALARM CONTROL UNIT AND DEVICES AS SHOWN ON PLANS.

FIRE ALARM SYSTEM: CLASS B
IDC: CLASS B
SLC CIRCUIT: CLASS B
NOTIFICATION CIRCUIT: CLASS B

SYMBOLS LIST


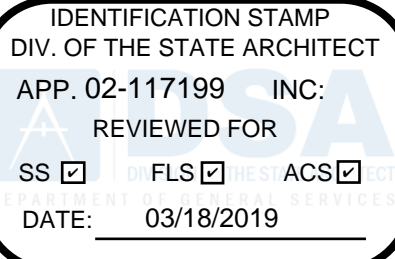
SOME OF THESE SYMBOLS SHOWN MAY NOT BE USED ON THIS PROJECT

ABBREVIATIONS

- | | | | |
|-------|--|------|--|
| A | AMPERES | IWH | INSTANTANEOUS OR POINT OF USE WATER HEATER |
| AFI | ARC FAULT CIRCUIT INTERRUPTER | LCP | LIGHTING CONTROL PANEL |
| AF | AMPERE OVERCURRENT FRAME SIZE (WHEN APPLIED TO CIRCUIT BREAKERS) OR AMPERE FUSE SIZE (WHEN APPLIED TO FUSES) | MBGB | MAIN BUILDING GROUND BUS |
| AFF | ABOVE FINISHED FLOOR | MCB | MAIN CIRCUIT BREAKER |
| AIC | ASYMMETRIC INTERRUPTING CURRENT | MCC | MOTOR CONTROL CENTER |
| AL | ALUMINUM | MLO | MAIN LUGS ONLY |
| AT | AMPERE OVERCURRENT TRIP (WHEN APPLIED TO CIRCUIT BREAKERS) | MT | EMPTY |
| ATS | AUTOMATIC TRANSFER SWITCH | MTS | MANUAL TRANSFER SWITCH |
| BAS | BUILDING AUTOMATION SYSTEM | MW | MIRCOWAVE |
| BPS | BOLTED PRESSURE CONTACT SWITCH | (N) | NEW |
| C | CONDUIT | NC | NORMALLY CLOSED |
| CECTV | CLOSED CIRCUIT TELEVISION | NF | NON-FUSED |
| CCF | CALIFORNIA ELECTRICAL CODE | NIEC | NOT IN ELECTRICAL CONTRACT |
| CL | CURRENT LIMITING CIRCUIT BREAKER OR FUSE | NO | NORMALLY OPEN |
| CP | CIRCULATION PUMP | NTS | NOT TO SCALE |
| CT | CURRENT TRANSFORMER | OC | ON CENTER |
| CU | COPPER | OFCI | OWNER FURNISHED CONTRACTOR INSTALLED |
| DF | DRINKING FOUNTAIN | PDZ | PRIMARY DAYLIGHT ZONE |
| DW | DISH WASHER | PNL | PANEL |
| (E) | EXISTING TO REMAIN | PT | POTENTIAL TRANSFORMER |
| EC | ELECTRICAL CONTRACTOR | PVC | POLYVINYL CHLORIDE |
| EF | EXHAUST FAN | RF | REFRIGERATOR |
| EP | EXPLOSION PROOF | (R) | EXISTING TO BE REMOVED |
| EPO | EMERGENCY POWER OFF | (RR) | REMOVE AND RELOCATE |
| EMCS | ENERGY MANAGEMENT CONTROLS SYSTEM | RGB | REFERENCE GROUND BUS |
| EMT | ELECTRICAL METALLIC TUBING | RSC | RIGID STEEL CONDUIT |
| ETD | EMERGENCY TRANSFER DEVICE | SAD | SEE ARCHITECTURAL DRAWINGS |
| EW | ELECTRIC WATER HEATER | TC | TIME CLOCK |
| F | FUSED | TP | TWISTED-PAIR |
| (F) | FUTURE | SDZ | SECONDARY DAYLIGHT ZONE |
| FACP | FIRE ALARM CONTROL PANEL | SPD | SURGE PROTECTION DEVICE |
| FFCP | FIREMAN'S FAN CONTROL PANEL | TX | TRANSFORMER |
| FLA | FULL LOAD AMPERES | TYP | TYPICAL |
| FMC | FLEXIBLE METAL CONDUIT | UON | UNLESS OTHERWISE NOTED |
| FSD | FIRE/SMOKE DAMPER | UPS | UNINTERRUPTIBLE POWER SUPPLY |
| FRAP | FIREMAN'S REMOTE ANNUNCIATOR PANEL | UR | UNDERCOUNTER REFRIGERATOR |
| G | GROUND | V | VOLTS |
| GB | GROUND BUS | VA | VOLTS-AMPS |
| GD | GARBAGE DISPOSAL | VFD | VARIABLE FREQUENCY DRIVE |
| GFCI | GROUND FAULT CIRCUIT INTERRUPTER | VM | VENDING MACHINE |
| GND | GROUND | WAP | WIRELESS ACCESS POINT |
| GRAP | GENERATOR REMOTE ANNUNCIATOR | WP | WEATHERPROOF |
| HNC | HOME NETWORK CABINET | ZSP | TWO SPEED |
| HPC | HIGH PRESSURE CONTACT SWITCH | 1Ø | 1 PHASE |
| IMC | INTERMEDIATE METAL CONDUIT | 3Ø | 3 PHASE |
| | | 1P | 1 POLE |
| | | 2P | 2 POLE |
| | | 3P | 3 POLE |
| | | 3W | 3 WIRE |
| | | 4W | 4 WIRE |

RACEWAYS

- CONDUIT RUN EXPOSED ON WALL OR CEILING.
- CONDUIT RUN CONCEALED IN SLAB, UNDER SLAB OR UNDERGROUND.
- CONDUIT RUN CONCEALED IN WALL OR ABOVE CEILING.
- CONDUIT HOMERUN, CONTINUOUS RUN TO PANEL OR EQUIPMENT CABINET.
- CONDUIT
- FLEXIBLE METALLIC CONDUIT.
- CONDUIT TURNED UP
- CONDUIT TURNED DOWN.
- CONDUIT CAPPED OR STUBBED WITH INSULATED BUSHINGS.
- CONDUIT SLEEVE, WITH INSULATING BUSHINGS.
- CROSSMARKS ON BRANCH CIRCUIT CONDUIT RUNS INDICATE THE QUANTITY OF CONDUCTORS AS FOLLOWS (GROUND CONDUCTORS ARE NOT NOTED, BUT SHOULD BE INCLUDED IN EVERY CONDUIT WITH POWER CONDUCTORS):
1. NO CROSSMARKS INDICATES TWO #12 AWG CONDUCTORS, UON.
2. THREE TO SIX CROSSMARKS INDICATES THE QUANTITY OF #12 AWG CONDUCTORS, UON.
3. SEVEN OR MORE CROSSMARKS INDICATES THE QUANTITY OF #10 AWG CONDUCTORS, UON.
- MULTI-OUTLET TWO PIECE SURFACE RACEWAY, TYPE, DEVICE SPACING AND MOUNTING AS NOTED ON PLANS.
- TWO PIECE SURFACE METAL RACEWAY, MOUNTED AS NOTED IN PLANS.
- CABLE TRAY, CABLE RUNWAY OR LADDER RACK SUSPENDED FROM STRUCTURE ABOVE. REFER TO PLANS FOR SIZE AND MOUNTING.
- FLOOR DUCT



LUSD WAGNER-HOLT ELEMENTARY SCHOOL
FIRE ALARM MODERNIZATION
8778 BRATTLE PL., STOCKTON, CA 95209

REVISIONS

#	DESCRIPTION	DATE

DESIGNER: Designer

SCALE: 12" = 1'-0"

DATE: 12/10/2018

TITLE:
SYMBOLS AND NOTES

DRAWING NO.

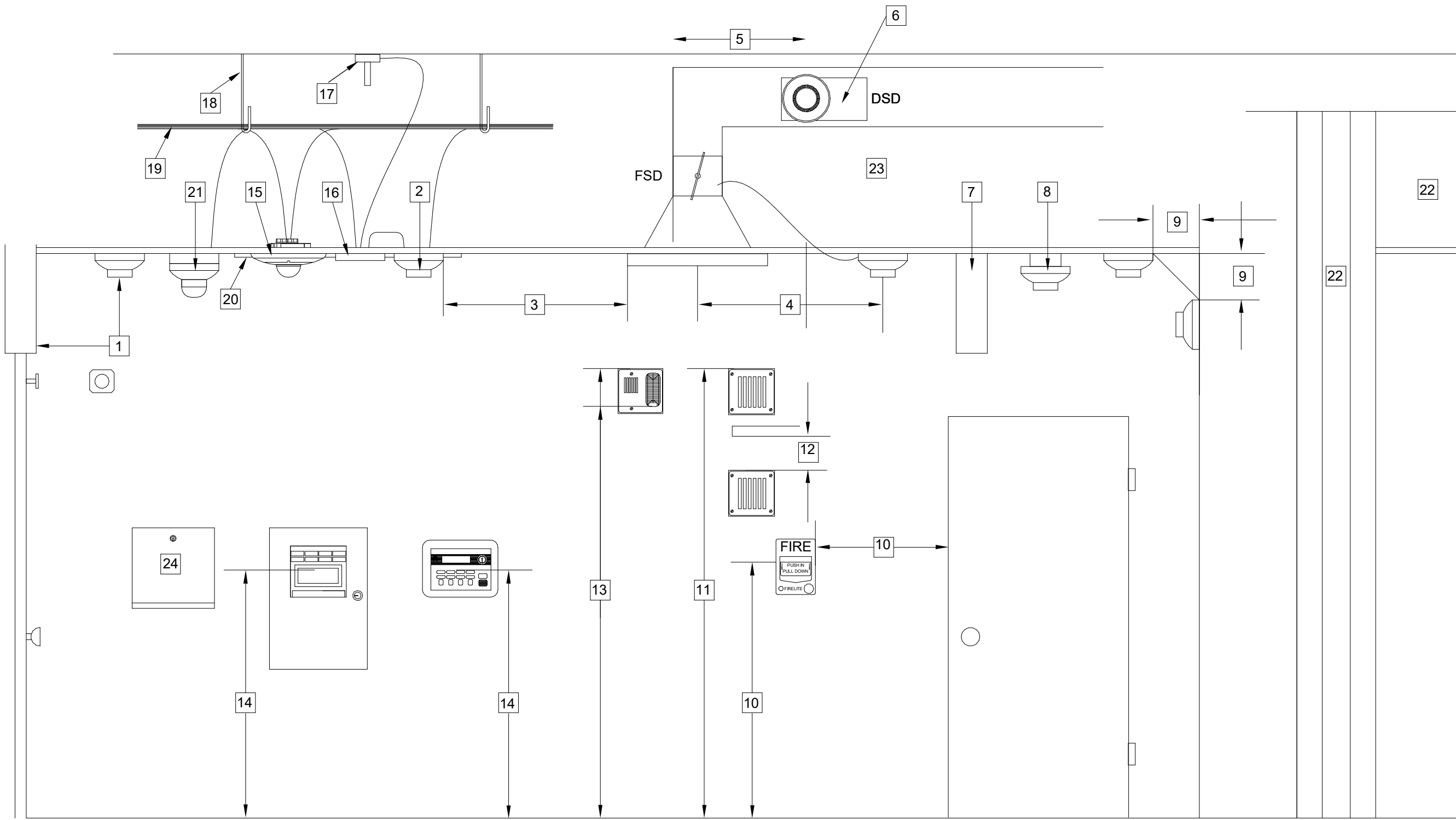
E0.00

FIRE ALARM SYSTEM COMPONENT SCHEDULE				
SYMBOL	EQUIPMENT DESCRIPTION	MODEL NO.	MANUFACTURER	CSFM LISTING
	FIRE ALARM CONTROL PANEL	E3	GAMEWELL-FCI	7165-1703.0125
	LOCAL OPERATING CONSOLE	E3-LOC	GAMEWELL-FCI	
	SPEAKER AMPLIFIER PANEL	INX	GAMEWELL-FCI	
	NOTIFICATION BOOSTER PANEL	HPF24S8	GAMEWELL-FCI	7315-1637.0102
	ISOLATOR MODULE	M500X	GAMEWELL-FCI	7300-1653.0103
	SINGLE INPUT MONITOR MODULE	AMM-2F	GAMEWELL-FCI	7300-1703.0102
	CONTROL RELAY MODULE	AOM-2RF	GAMEWELL-FCI	7300-1703.0102
	SIGNAL CONTROL MODULE	AOM-2SF	GAMEWELL-FCI	7300-1703.0102
	MANUAL PULL STATION	MS-7	GAMEWELL-FCI	7150-1703.0109
	ADDRESSABLE IN DUCT SMOKE DETECTOR WITH RELAY	SL-DA4R	GAMEWELL-FCI	3240-1004.0116
	ADDRESSABLE SMOKE DETECTOR	ASD-PL3	GAMEWELL-FCI	7272-1703.0501
	ADDRESSABLE HEAT DETECTOR	ATD-L2F	GAMEWELL-FCI	7270-1703.0115
	ADDRESSABLE HEAT DETECTOR AH = ATTIC HEAT (ie. ABOVE CEILING)	ATD-HL2F	GAMEWELL-FCI	7270-1703.0115
	WALL MOUNTED SPEAKER/STROBE	SPSRL	SYSTEM SENSOR	7320-1653.0505
	CEILING MOUNTED STROBE	SCRLL	SYSTEM SENSOR	7125-1653.0504
	CEILING MOUNTED SPEAKER/STROBE	SPSCRL	SYSTEM SENSOR	7320-1653.0505
	WEATHERPROOF WALL MOUNTED SPEAKER	SPWK	SYSTEM SENSOR	7320-1653.0201
	CEILING MOUNTED SPEAKER	SPCWL	SYSTEM SENSOR	7320-1653.0505
	SIGNAL TERMINAL CABINET	EXISTING	EXISTING	EXISTING
NOTE: CONTRACTOR IS RESPONSIBLE FOR REPLACEMENT OF COMPONENTS SHOWN ON THE FLOOR PLANS. REFER TO SPECIFICATION FOR SPARE DEVICE QUANTITY REQUIREMENTS				

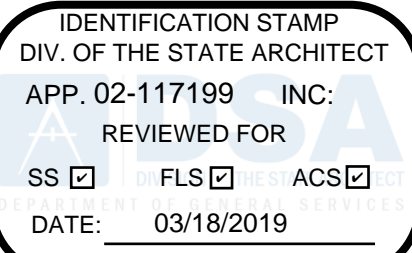
FIRE ALARM SYSTEM CABLE SCHEDULE					
CABLE TAG	CIRCUIT DESCRIPTION	CABLE TYPE	GAUGE	CONDUCTORS	COLOR
A	SIGNAL LINE CIRCUIT (SLC)	FPL	#18	2	RED JACKET
B	NOTIFICATION APPLIANCE CIRCUIT (NAC)	FPL	#12	2	RED JACKET
C	CONVENTIONAL SUPERVISED CIRCUIT / 24VDC	FPL	#14	2	RED JACKET
D	FIBER NETWORK	FIBER OPTIC	N/A	N/A	GREY JACKET
E	BOOSTER TRIGGER	FPL	#14	4	RED JACKET
F	UNDERGROUND SLC	WATER TIGHT	#14	2	BLACK JACKET
G	UNDERGROUND NAC	WATER TIGHT	#12	2	BLACK JACKET
H	UNDERGROUND SPEAKER CIRCUIT	WATER TIGHT SHIELDED	#14	2	BLACK JACKET
I	UNDERGROUND FIBER NETWORK	WATER TIGHT FIBER OPTIC	N/A	N/A	BLACK JACKET
J	SBUS	FPL	#14	4	RED JACKET
K	VBUS	FPL	#14	4	RED JACKET
L	UNDERGROUND SBUS	WATER TIGHT	#14	4	BLACK JACKET
M	UNDERGROUND VBUS	WATER TIGHT	#14	4	BLACK JACKET
S	SPEAKER CIRCUIT	FPL OVERALL SHIELDED	#14	2	RED JACKET

- #
- 1 MOUNT DOOR HOLDER SMOKE DETECTOR MAXIMUM 3' FROM DOOR AND A MINIMUM OF 1'
- 2 MAXIMUM DISTANCE BETWEEN SMOKE DETECTORS IS 30' AND 15' FROM WALLS, MAXIMUM DISTANCE FROM A CORNER IS 21' WITH CEILING LESS 10' OR LESS.
- 3 MOUNT SMOKE DETECTOR MINIMUM OF 3' AWAY FROM DIFFUSER VENT.
- 4 MOUNT SMOKE DETECTOR FOR FIRE SMOKE DAMPER (FSD) WITHIN 3' OF SUPPLY VENT.
- 5 DUCT SMOKE DETECTOR SHALL BE MOUNTED 6 TO 10 TIMES THE DIAMETER OF DUCT FROM BEND OR OBSTRUCTION.
- 6 WHERE DUCT SMOKE DETECTORS ARE INSTALLED IN CONCEALED LOCATIONS OR GREATER THAN 10' AFF, DETECTORS SHALL BE PROVIDED WITH A REMOTE INDICATOR OR SUPERVISORY INDICATION ACCEPTABLE WITH AUTHORITY HAVING JURISDICTION (AHJ). ALL HVAC GREATER THAN 2000cfm SHALL HAVE A DUCT DETECTOR IN THE SUPPLY AIR DUCT. GREATER THAN 15,000cfm SHALL HAVE ONE IN BOTH SUPPLY AND RETURN AIR DUCTS. HOWEVER SHALL NOT BE REQUIRED WHERE THE ENTIRE SPACE SERVED BY THE AIR DISTRIBUTION SYSTEM IS PROTECTED BY SMOKE DETECTORS.
- 7 BEAM POCKET SPOT DETECTOR ARE REQUIRED FOR BEAMS GREATER THAN 18" BELOW CEILING AND SPACED MORE THAN 8" ON CENTER. EACH BAY FORMED BY BEAM SHALL BE TREATED AS A SEPARATE AREA. BEAMS LESS THAN 12" IN DEPTH AND SPACED LESS THAN 8" ON CENTER SHALL HAVE DETECTORS INSTALLED ON THE BOTTOM OF THE BEAM.
- OR, CEILINGS WITH BEAM DEPTHS LESS THAN 10 PERCENT OF THE CEILING HEIGHT, SMOOTH CEILING SPACING IS PERMITTED AND DETECTORS PLACED ON THE BOTTOM OF THE BEAM.
- BEAMS EQUAL TO OR GREATER THAN 10 PERCENT OF CEILING HEIGHT WITH BEAM SPACING GREATER THAN 40 PERCENT OF CEILING HEIGHT, SPOT DETECTORS SHALL BE LOCATED IN EACH CELL. NFPA 72 17.7.3.2.4.2
- 8 BEAMS PROJECTING LESS THAN 4" SHALL BE TREATED AS A SMOOTH CEILING.
- 9 SMOKE DETECTORS SHALL BE MOUNTED ON THE CEILING MINIMUM 4" FROM WALL, AND 4" MINIMUM TO 12" MAXIMUM FROM CEILING MOUNTED ON WALL.
- 10 MOUNT MANUAL PULL STATIONS AT MIN. 42" AND A MAX 48" FROM FLOOR TO ACTIVATING CONTROL AFF, AND NO GREATER THAN 5' FROM DOOR.
- 11 MOUNT EXTERNAL HORN AT 90° MINIMUM AND 100° MAXIMUM TO THE TOP OF THE DEVICE.
- 12 FOR APPLICATIONS WHERE THE STRUCTURE IS BELOW 90°, MOUNT HORN AS HIGH AS WITH A MINIMUM OF 6" CLEARANCE TO THE TOP OF THE DEVICE.
- 13 MOUNT HORN / SPEAKER STROBE AND STROBE ONLY THE ENTIRE LENS IS WITHIN 80° AND 96° AFF.
- 14 MOUNT FIRE ALARM CONTROL PANELS AND ANNUNCIATORS AT A MAXIMUM OF 48" TO THE TOP OF THE CONTROL PANEL OR KEY BOARDS. CBC 1117B.0 (3).
- 15 CEILING MOUNTED HORN / SPEAKER STROBE
- 16 MONITOR MODULE
- 17 RATE ANTICIPATOR HEAT DETECTOR, MOUNTED IN ABOVE CEILING / ATTIC SPACE.
- 18 APPROVED WIRE MANAGEMENT, ie J-HOOK OR D-RING.
- 19 ABOVE CEILING CIRCUITS ROUTING IN AN ACCESSIBLE ATTIC SPACE.
- 20 NON-ACCESSIBLE CEILINGS MUST USE EITHER EMT OR APPROVED WIREMOLD RACEWAY, AS SHOWN ON PLANS.
- 21 MULTI-CRITERIA PHOTOELECTRIC SMOKE / CO DETECTOR WITH SOUNDER BASE. MOUNT IN AREAS WHERE FOSSIL FUEL IS USED.
- 22 SMOKE / HEAT DETECTION COVERAGE IS REQUIRED IN ALL COMBUSTIBLE AREAS, UNLESS:
A. CEILING IS ATTACHED DIRECTLY TO THE UNDERSIDE OF THE SUPPORTING BEAM OR ROOF DECK.
B. CONCEALED SPACE IS ENTIRELY FILLED WITH NON-COMBUSTIBLE INSULATION.
C. THE SMALL CONCEALED SPACE OVER ROOMS THAT DO NOT EXCEED 50 SQ. FT. IN AREA.
D. SPACES FORMED BY FACING STUDS OR SOLID JOISTS IN WALLS, FLOORS, OR CEILINGS WHERE THE FACING STUD OR SOLID JOIST IS LESS THAN 6".
- INACCESSIBLE SPACES THAT DO NOT MEET THIS CRITERIA MUST BE MADE ACCESSIBLE AND DETECTION MUST BE INSTALLED. NFPA72 17.5.3.1.1
- 23 DETECTION FOR CONCEALED ACCESSIBLE SPACES ABOVE SUSPENDED CEILING USED AS A RETURN PLENUM SHALL BE PROVIDED AT EACH CONNECTION FROM RETURN AIR PLENUM AT CENTRAL AIR HANDLING UNIT. NFPA 72 17.5.3.1.4
- 24 WITH EVERY NEW FIRE ALARM SYSTEM A DOCUMENTATION CABINET SHALL BE INSTALLED AT THE FIRE ALARM CONTROL PANEL OR AT ANOTHER LOCATION APPROVED BY AHJ. THE CABINET SHALL BE PROMINENTLY LABELED "SYSTEM RECORD DOCUMENTS". NFPA 72 17.2

FIRE ALARM DEVICE MOUNTING DETAIL NOTES



FIRE ALARM SYSTEM MATRIX												
	PULL STATION	SMOKE DETECTOR	HEAT DETECTOR	WATER FLOW SWITCH	TAMPER SWITCH	OPEN/SHORT CIRCUIT	GROUND FAULT	A/C LOSS	BATTERY TROUBLE	SYSTEM SILENCE	SYSTEM RESET	SMOKE DUCT DETECTORS
ALARM AT FACP & REMOTE ANNUNCIATOR(S)	X	X	X	X								
SUPERVISORY AT FACP & REMOTE ANNUNCIATOR(S)					X							
TROUBLE AT FACP & REMOTE ANNUNCIATOR(S)						X	X	X	X			
REPORT EVENT TO OFFSITE SUPERVISING STATION	X	X	X	X	X	X	X	X	X			
ACTIVATE EVACUATION SIGNALS	X	X	X	X								
DEACTIVATE VOICE MESSAGES										X	X	
DEACTIVATE VISUAL SIGNALS											X	
RESET FACP TO NORMAL CONDITION											X	
HVAC	X	X	X									X



The Engineering Enterprise
CONSULTING ENGINEERS
1305 MARINA VILLAGE PARKWAY
ALAMEDA, CA 94501
(530) 886-8556



LUSD WAGNER-HOLT ELEMENTARY SCHOOL
FIRE ALARM MODERNIZATION
8778 BRATTLE PL, STOCKTON, CA 95209

REVISIONS

#	REVISION	DATE

DESIGNER: Designer

SCALE: As indicated

DATE: 12/10/2018

TITLE:
**FIRE ALARM
MATRIX AND
ELEVATIONS**

DRAWING NO.

E0.01

IDENTIFICATION STAMP
DIV. OF THE STATE ARCHITECT
APP. 02-117199 INC.
REVIEWED FOR
SS ☒ FLS ☒ ACS ☒
DATE: 03/18/2019

The Engineering Enterprise
CONSULTING ENGINEERS
1305 MARINA VILLAGE PARKWAY
ALAMEDA, CA 94501
(530) 886-8556



LUSD WAGNER-HOLT ELEMENTARY SCHOOL
FIRE ALARM MODERNIZATION
8778 BRATTLE PL, STOCKTON, CA 95209

REVISIONS

1	Revision 1	Date 1
#	DESCRIPTION	DATE

DESIGNER: Designer

SCALE: 1" = 30'-0"

DATE: 12/10/2018

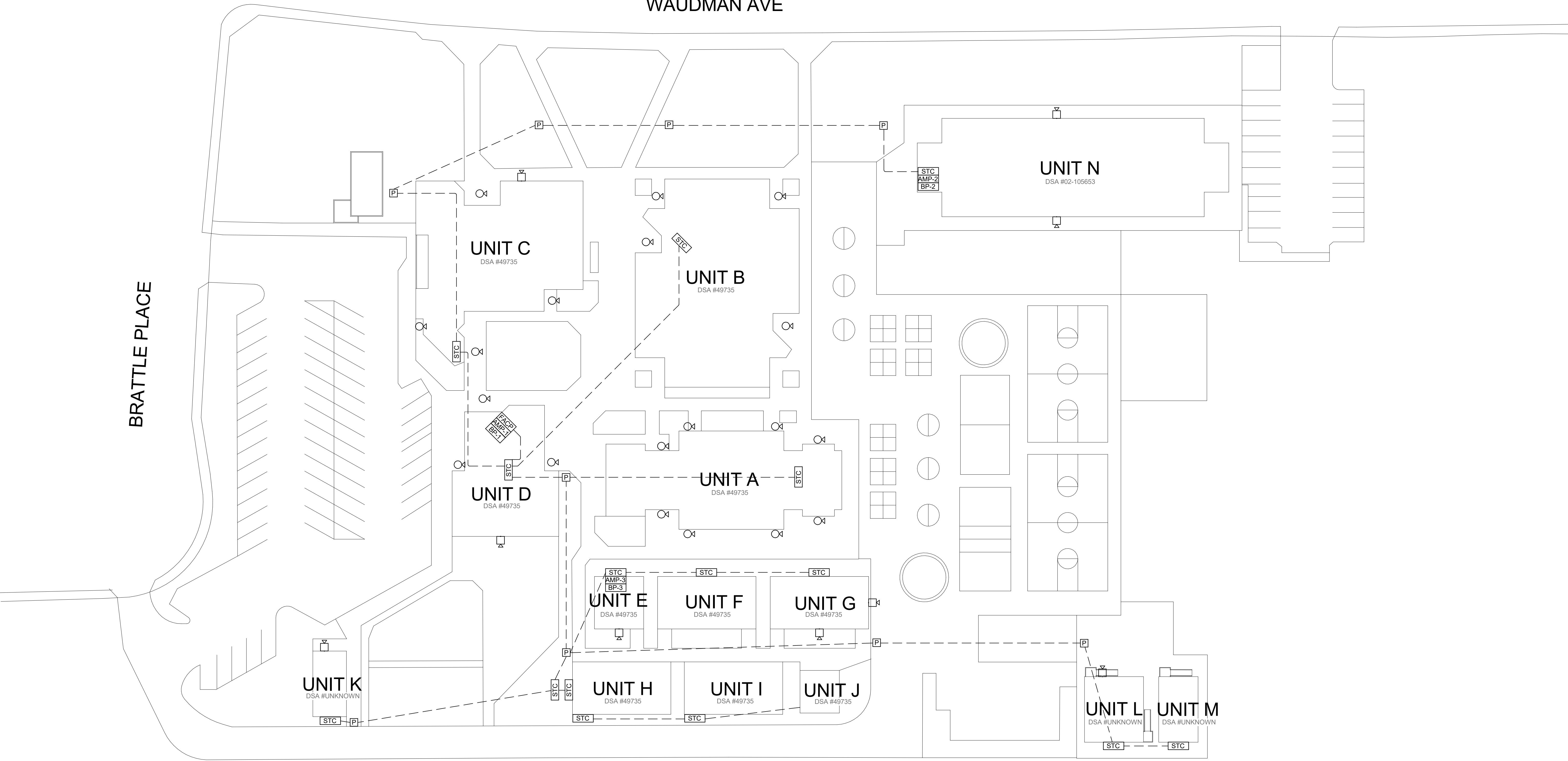
TITLE:
SITE PLAN

DRAWING NO.

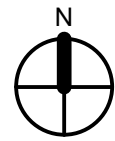
E1.00

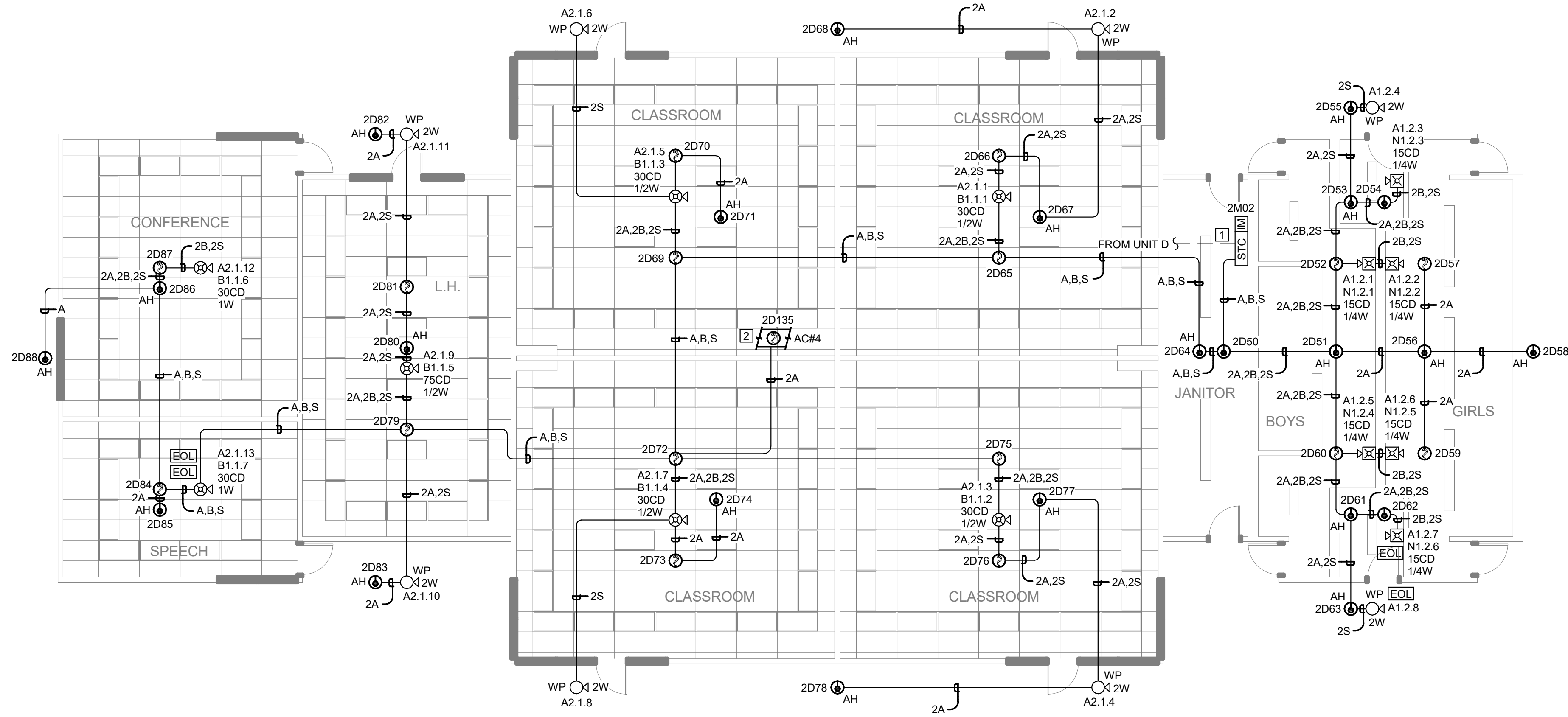
BRATTLE PLACE

WAUDMAN AVE

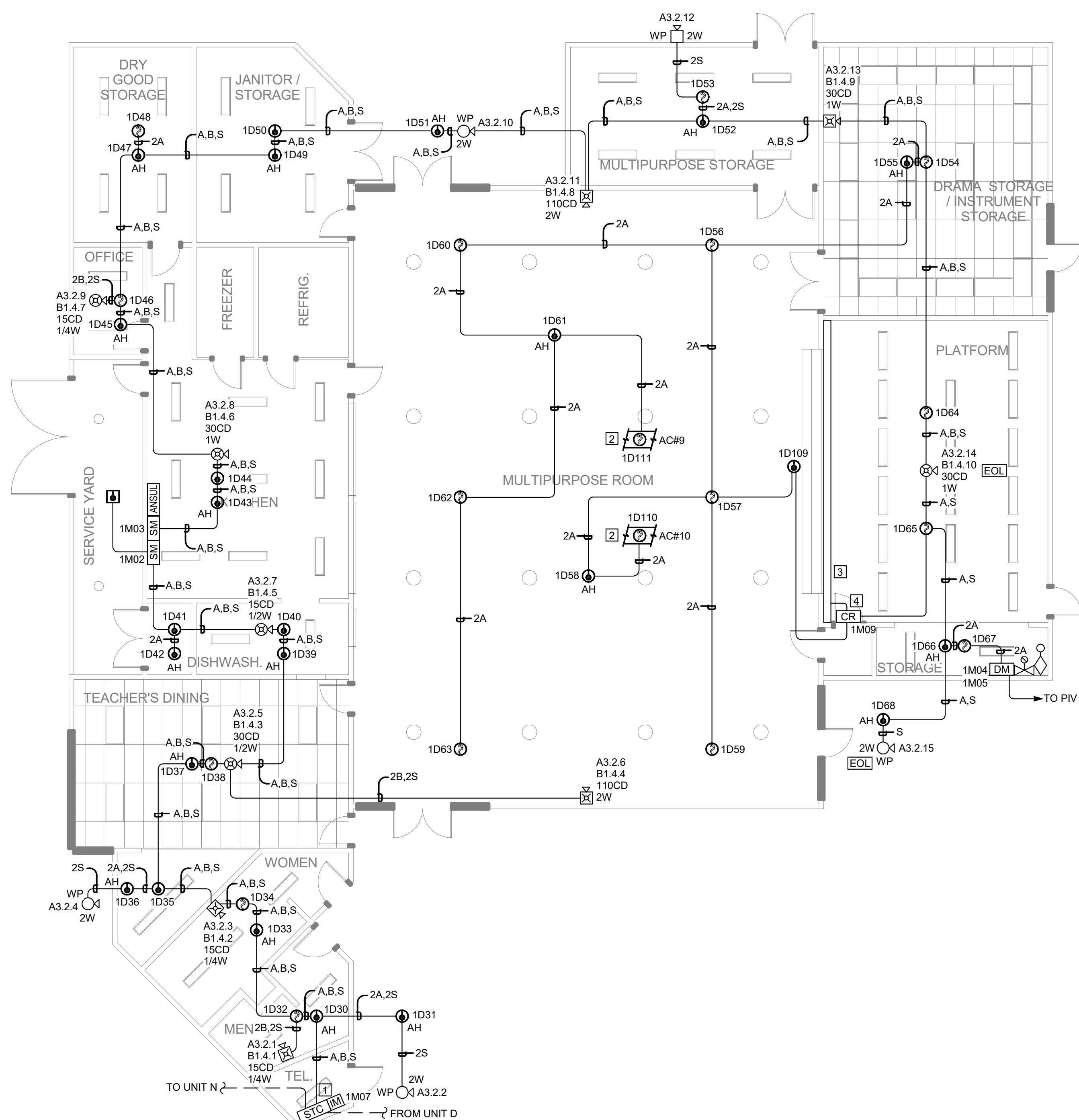


A SITE PLAN
SCALE: 1" = 30'-0"

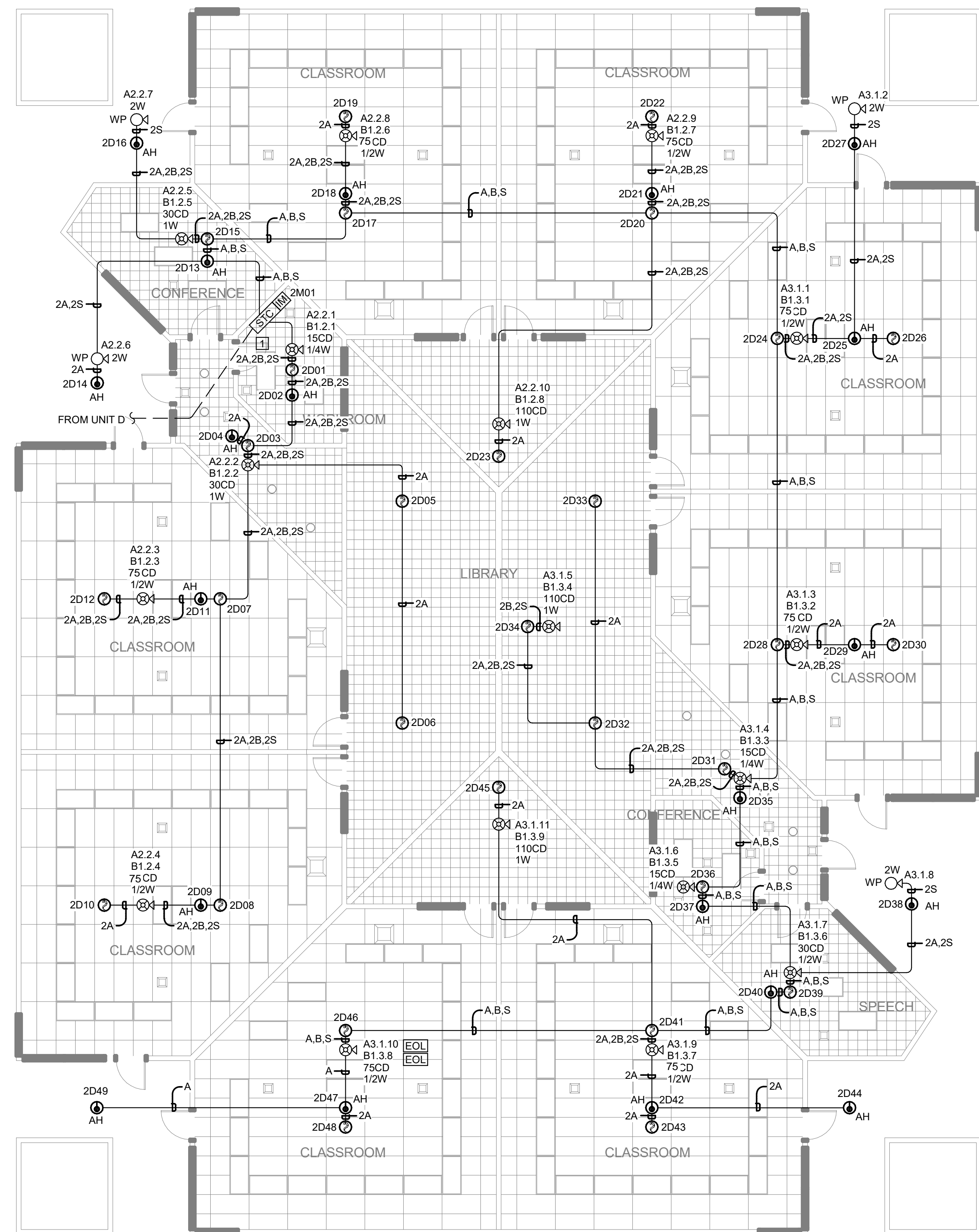




BUILDING A
SCALE: 1/8" = 1'-0"



BUILDING C
SCALE: 1/8" = 1'-0"



BUILDING B
SCALE: 1/8" = 1'-0"

GENERAL SHEET NOTES

1. FIRE ALARM SYSTEM INSTALLATION SHALL COMPLY WITH ALL REQUIREMENTS OF APPLICABLE CODES, STANDARDS AND STATE REGULATIONS.
2. FIRE ALARM CIRCUITS AND CIRCUIT ROUTING ARE SHOWN SCHEMATICALLY FOR CLARITY ILLUSTRATING THE WIRING CONFIGURATION NECESSARY FOR PROPER CIRCUIT SUPERVISION.
3. COORDINATE CEILING MOUNTED FIRE ALARM DEVICE LOCATIONS WITH NEW LIGHT FIXTURES TO AVOID CONFLICTS.
4. DO NOT INSTALL FIRE ALARM DEVICES BACK TO BACK IN STUD WALLS.
5. INSTALL FIRE ALARM CONDUCTORS IN CONDUIT OR METAL SURFACE RACEWAY WHEN IN EXPOSED SPACES. MINIMUM SIZE OF CONDUIT SHALL BE 0.75". UTILIZE WIREMOLD 700 SERIES SURFACE RACEWAY (IN LIEU OF CONDUIT) FOR AREA WHERE CONDUIT CANNOT BE INSTALLED CONCEALED. CABLE ABOVE ACCESSIBLE CEILING CAN BE INSTALLED FREE AIR WHEN USING APPLICABLE CABLE. SUPPORT ALL FREE AIR CABLE EVERY 48" WITH J-HOOKS.
6. ALL SPEAKER, SPEAKER/STROBES SHALL HAVE MINIMUM 0.75" CONDUIT PATHWAYS. USE OF EXISTING 0.5" CONDUIT PATHWAY IS NOT ACCEPTABLE.
7. ENSURE THAT SPEAKER/STROBES ARE MOUNTED IN 5" SQ. X 2 7/8" DEEP BOX, FOR SURFACE MOUNTED DEVICES. FLUSH MOUNTED DEVICES SHALL BE MOUNTED IN THE MANUFACTURERS DESIGNATED BACK BOXES. COLOR TO MATCH DEVICE.
8. REFER TO E3.00 FOR RISER DIAGRAMS.
9. CONTRACTOR SHALL PROVIDE 120V DEDICATED RED LOCKING CIRCUIT BREAKER PER FIRE ALARM SYSTEM PANELS PER LOCATION.

NUMBERED SHEET NOTES

- 1 PROVIDE SURGE PROTECTION DEVICES FOR ALL POWER-LIMITED FIRE ALARM CIRCUITS EXTENDING BEYOND ONE BUILDING. PROTECTIVE DEVICES SHALL BE PROVIDED AT THE POINT WHERE THE CABLE ENTERS EACH BUILDING.
- 2 ROOF TOP UNIT DUCT DETECTOR TIE INTO CLOSEST SLC.
- 3 EXISTING STAGE FIRE CURTAIN.
- 4 AREA DETECTOR TO INITIATE CONTROL RELAY TO ACTIVATE FIRE CURTAIN CLOSURE.

IDENTIFICATION STAMP
DIV. OF THE STATE ARCHITECT
APP. 02-117199 INC.
REVIEWED FOR
SS ☒ FLS ☒ ACS ☒
DATE: 03/18/2019

The Engineering Enterprise
CONSULTING ENGINEERS
1305 MARINA VILLAGE PARKWAY
ALAMEDA, CA 94501
(510) 886-8556



**LUSD WAGNER-HOLT ELEMENTARY SCHOOL
FIRE ALARM MODERNIZATION
8778 BRATTLE PL, STOCKTON, CA 95209**

REVISIONS

#	REVISION	DATE
1	Revision 1	
2	DESCRIPTION	

DESIGNER: Designer

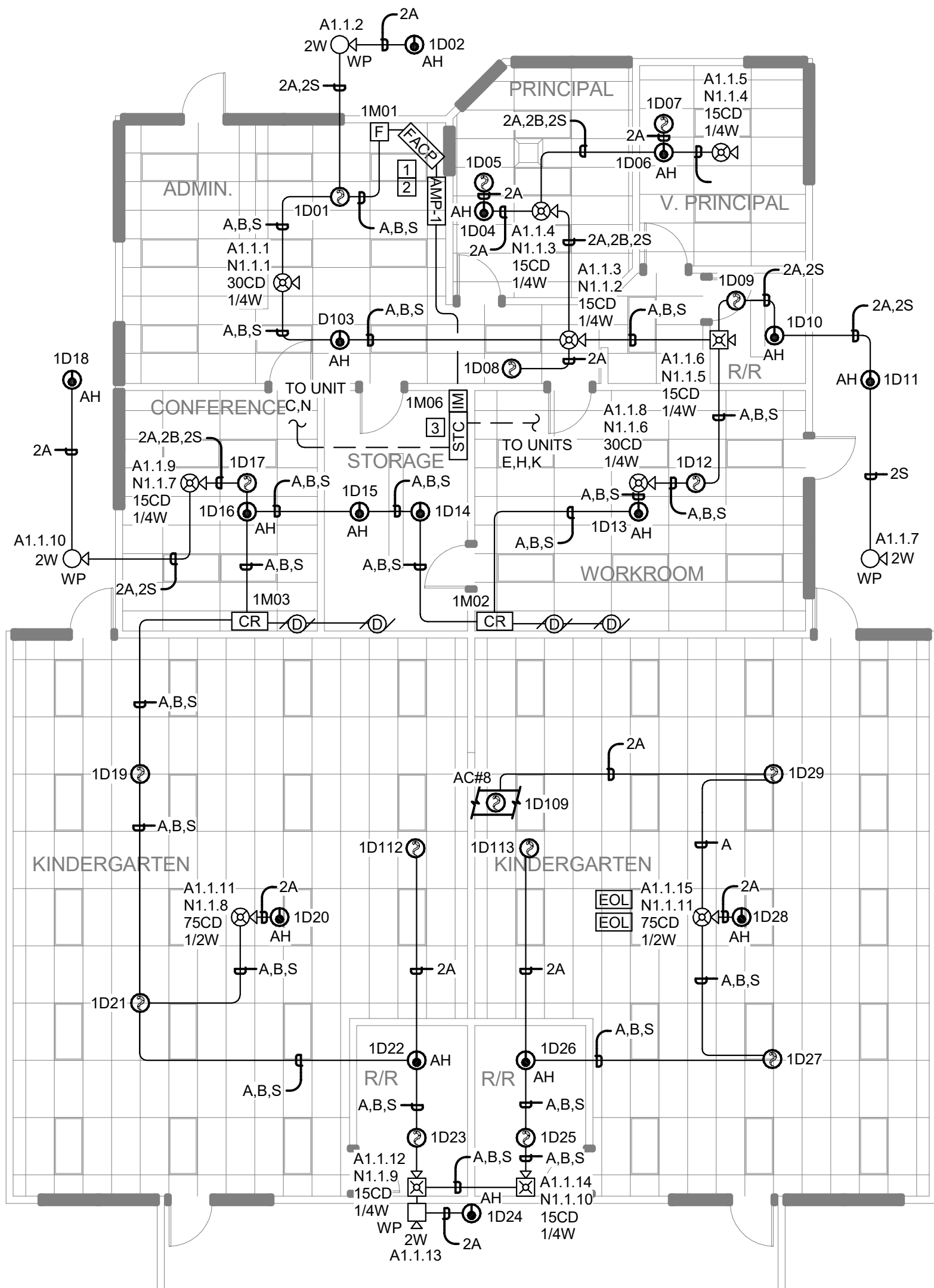
SCALE: 1/8" = 1'-0"

DATE: 12/10/2018

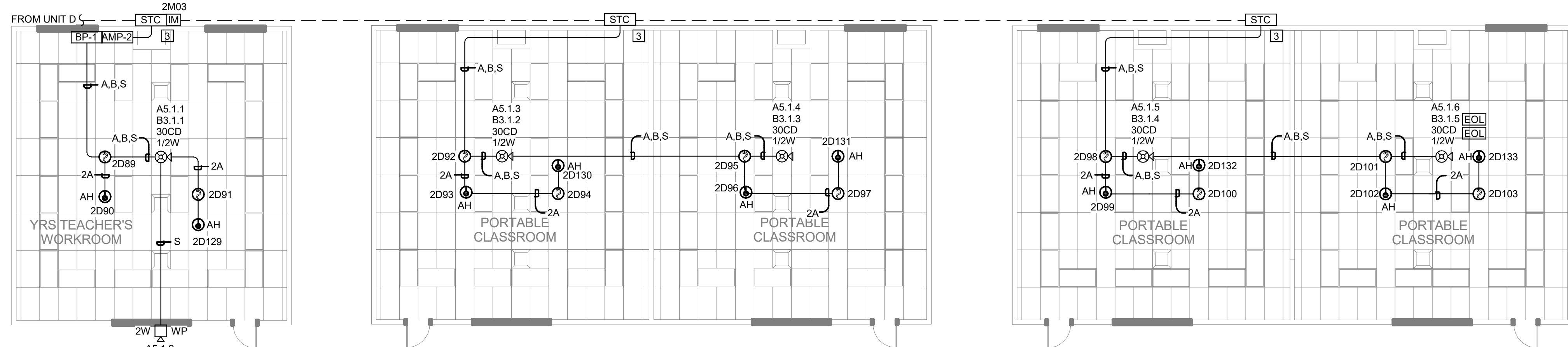
TITLE:
**FIRE ALARM PLAN -
BUILDING A, B & C**

DRAWING NO.

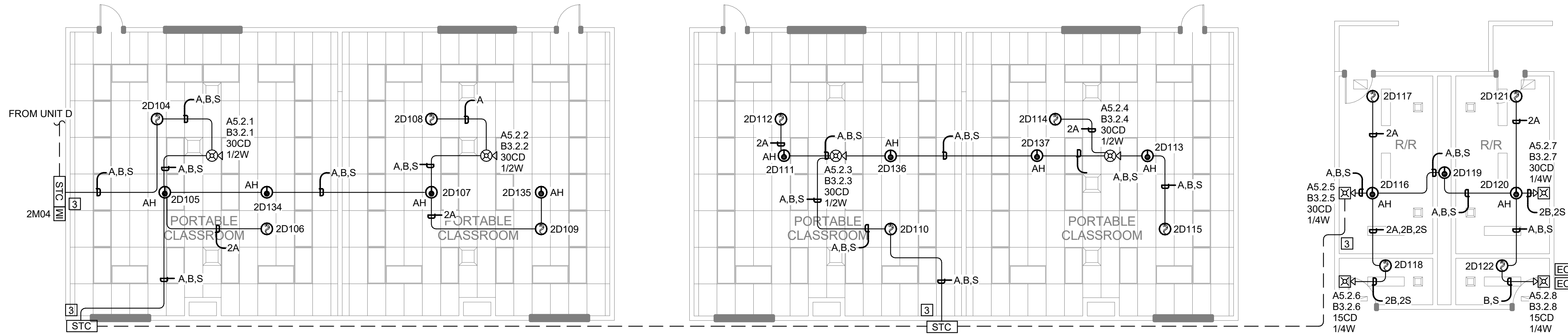
E2.00



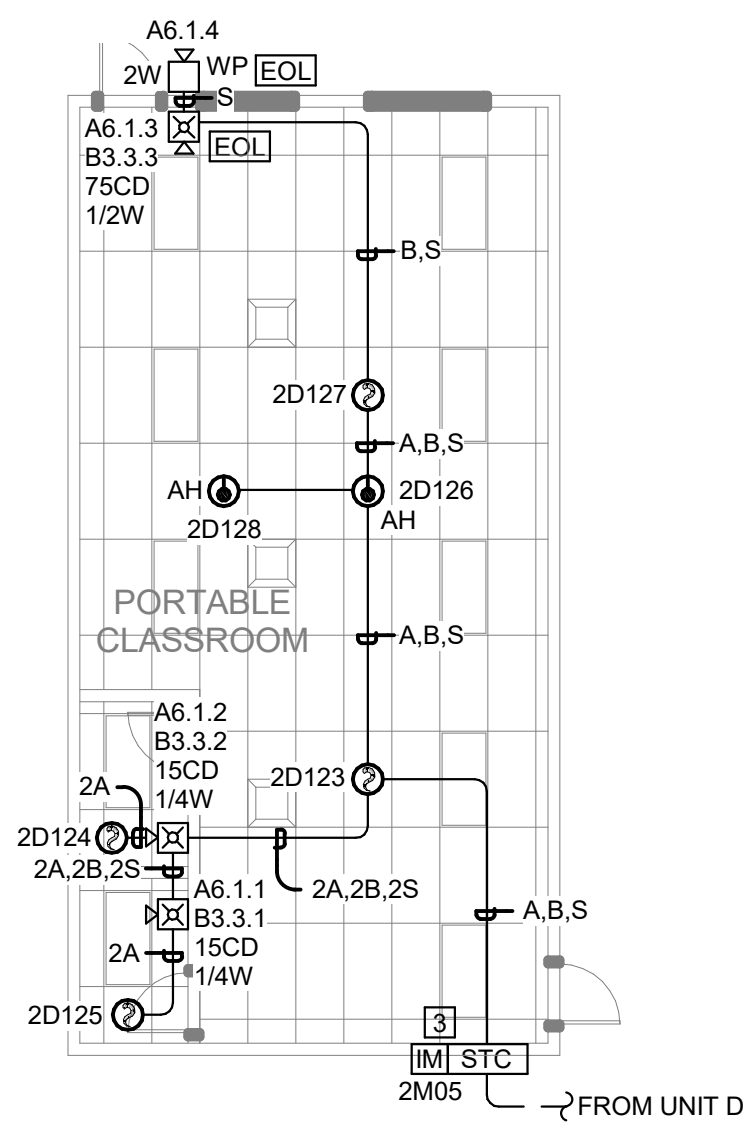
1 BUILDING D
SCALE: 1/8" = 1'-0"



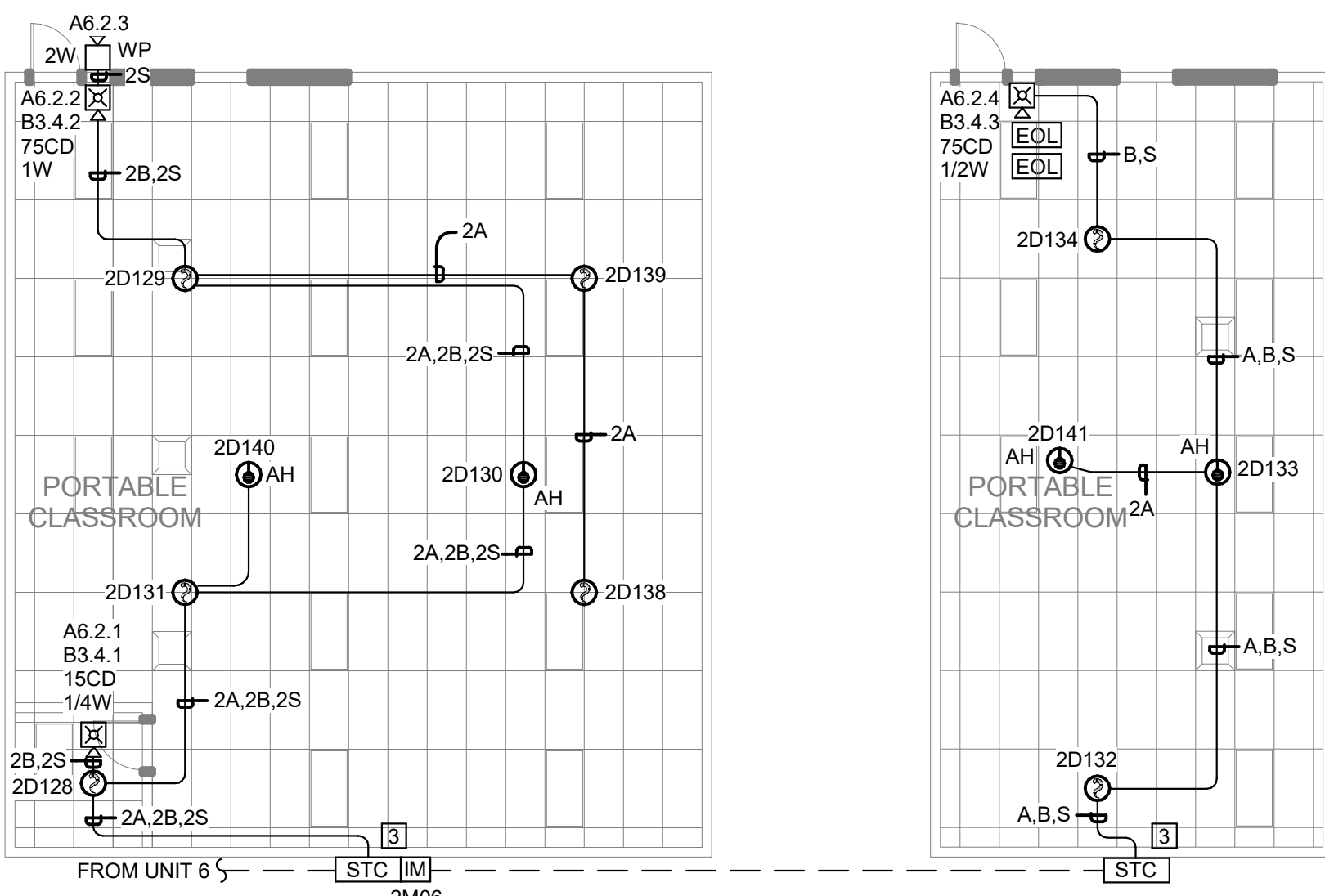
2 BUILDINGS E-G
SCALE: 1/8" = 1'-0"



3 BUILDINGS H-J
SCALE: 1/8" = 1'-0"



4 BUILDING K
SCALE: 1/8" = 1'-0"



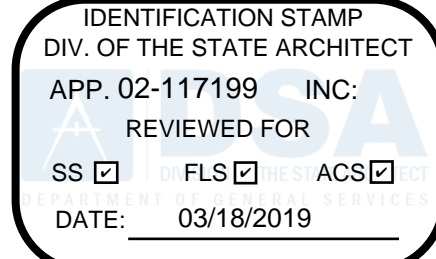
5 BUILDINGS L&M
SCALE: 1/8" = 1'-0"

GENERAL SHEET NOTES

1. FIRE ALARM SYSTEM INSTALLATION SHALL COMPLY WITH ALL REQUIREMENTS OF APPLICABLE CODES, STANDARDS AND STATE REGULATIONS.
2. FIRE ALARM CIRCUITS AND CIRCUIT ROUTING ARE SHOWN SCHEMATICALLY FOR CLARITY ILLUSTRATING THE WIRING CONFIGURATION NECESSARY FOR PROPER CIRCUIT SUPERVISION.
3. COORDINATE CEILING MOUNTED FIRE ALARM DEVICE LOCATIONS WITH NEW LIGHT FIXTURES TO AVOID CONFLICTS.
4. DO NOT INSTALL FIRE ALARM DEVICES BACK TO BACK IN STUD WALLS.
5. INSTALL FIRE ALARM CONDUCTORS IN CONDUIT OR METAL SURFACE RACEWAY WHEN IN EXPOSED SPACES. MINIMUM SIZE OF CONDUIT SHALL BE 0.75". UTILIZE WIREMOLD 700 SERIES SURFACE RACEWAY (IN LIEU OF CONDUIT) FOR AREA WHERE CONDUIT CANNOT BE INSTALLED CONCEALED. CABLE ABOVE ACCESSIBLE CEILING CAN BE INSTALLED FREE AIR WHEN USING APPLICABLE CABLE. SUPPORT ALL FREE AIR CABLE EVERY 48" WITH J-HOOKS.
6. ALL SPEAKER, SPEAKER/STROBES SHALL HAVE MINIMUM 0.75" CONDUIT PATHWAYS. USE OF EXISTING 0.5" CONDUIT PATHWAY IS NOT ACCEPTABLE.
7. ENSURE THAT SPEAKER/STROBES ARE MOUNTED IN 5" SQ. X 2 7/8" DEEP BOX, FOR SURFACE MOUNTED DEVICES. FLUSH MOUNTED DEVICES SHALL BE MOUNTED IN THE MANUFACTURERS DESIGNATED BACK BOXES. COLOR TO MATCH DEVICE.
8. REFER TO E3.00 FOR RISER DIAGRAMS.
9. CONTRACTOR SHALL PROVIDE 120V DEDICATED RED LOCKING CIRCUIT BREAKER PER FIRE ALARM SYSTEM PANELS PER LOCATION.

NUMBERED SHEET NOTES

- 1 NEW FACP AND AMPLIFIER SHALL BE PROVIDED WITH A DEDICATED 120VAC CIRCUIT AND AN OVERCURRENT PROTECTION DEVICE. THE 120VAC SHALL HAVE A BREAKER LOCK RED IN COLOR AND LABELED "FIRE ALARM".
- 2 PROVIDE ISOLATION MODULES FOR SLC ZONING OF UNITS A, B, C, D, E-F, H-J, K, L-M, & N.
- 3 PROVIDE SURGE PROTECTION DEVICES FOR ALL POWER-LIMITED FIRE ALARM CIRCUITS EXTENDING BEYOND ONE BUILDING. PROTECTIVE DEVICES SHALL BE PROVIDED AT THE POINT WHERE THE CABLING ENTERS EACH BUILDING.
- 4 Bldgs E-G & H-J: Align smoke detectors to center of room, devices shall be no more than 15' from wall and 21' from corner, in compliance with NFPA72.



The Engineering Enterprise
CONSULTING ENGINEERS
1305 MARINA VILLAGE PARKWAY
ALAMEDA, CA 94501
(530) 886-8556



**LUSD WAGNER-HOLT ELEMENTARY SCHOOL
FIRE ALARM MODERNIZATION
8778 BRATTLE PL, STOCKTON, CA 95209**

REVISIONS

#	REVISION	DATE
1	Revision 1	DATE
2		
3		
4		
5		
6		
7		
8		
9		
10		

DESIGNER: Designer

SCALE: 1/8" = 1'-0"

DATE: 12/10/2018

TITLE:
**FIRE ALARM PLAN -
BUILDING D, E, F, G,
H, I, J, K, L, & M**

DRAWING NO.

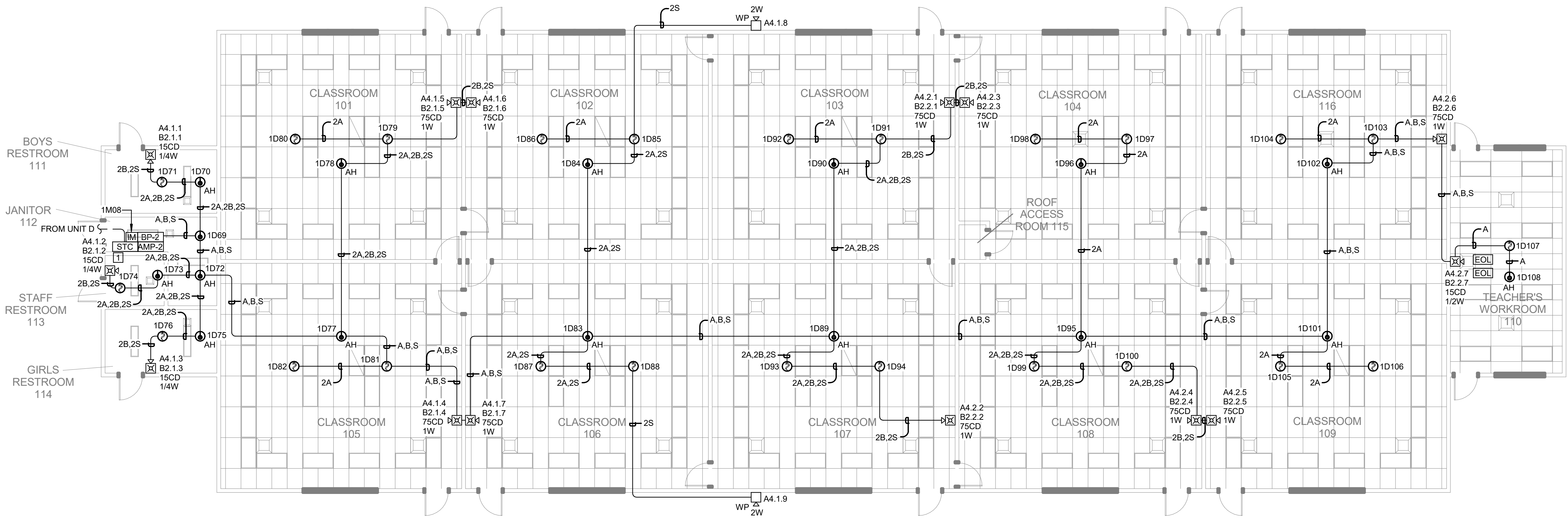
E2.01

GENERAL SHEET NOTES

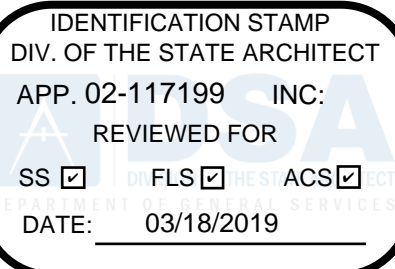
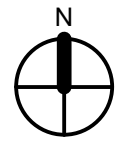
- 1. FIRE ALARM SYSTEM INSTALLATION SHALL COMPLY WITH ALL REQUIREMENTS OF APPLICABLE CODES, STANDARDS AND STATE REGULATIONS.
- 2. FIRE ALARM CIRCUITS AND CIRCUIT ROUTING ARE SHOWN SCHEMATICALLY FOR CLARITY ILLUSTRATING THE WIRING CONFIGURATION NECESSARY FOR PROPER CIRCUIT SUPERVISION.
- 3. COORDINATE CEILING MOUNTED FIRE ALARM DEVICE LOCATIONS WITH NEW LIGHT FIXTURES TO AVOID CONFLICTS.
- 4. DO NOT INSTALL FIRE ALARM DEVICES BACK TO BACK IN STUD WALLS.
- 5. INSTALL FIRE ALARM CONDUCTORS IN CONDUIT OR METAL SURFACE RACEWAY WHEN IN EXPOSED SPACES. MINIMUM SIZE OF CONDUIT SHALL BE 0.75". UTILIZE WIREMOLD 700 SERIES SURFACE RACEWAY (IN LIEU OF CONDUIT) FOR AREA WHERE CONDUIT CANNOT BE INSTALLED CONCEALED. CABLE ABOVE ACCESSIBLE CEILING CAN BE INSTALLED FREE AIR WHEN USING APPLICABLE CABLE. SUPPORT ALL FREE AIR CABLE EVERY 48" WITH J-HOOKS.
- 6. ALL SPEAKER, SPEAKER/STROBES SHALL HAVE MINIMUM 0.75" CONDUIT PATHWAYS. USE OF EXISTING 0.5" CONDUIT PATHWAY IS NOT ACCEPTABLE.
- 7. ENSURE THAT SPEAKER/STROBES ARE MOUNTED IN 5" SQ. X 2 7/8" DEEP BOX, FOR SURFACE MOUNTED DEVICES. FLUSH MOUNTED DEVICES SHALL BE MOUNTED IN THE MANUFACTURES DESIGNATED BACK BOXES. COLOR TO MATCH DEVICE.
- 8. REFER TO E3.00 FOR RISER DIAGRAMS.
- 9. CONTRACTOR SHALL PROVIDE 120V DEDICATED RED LOCKING CIRCUIT BREAKER PER FIRE ALARM SYSTEM PANELS PER LOCATION.

NUMBERED SHEET NOTES

- 1. PROVIDE SURGE PROTECTION DEVICES FOR ALL POWER-LIMITED FIRE ALARM CIRCUITS EXTENDING BEYOND ONE BUILDING. PROTECTIVE DEVICES SHALL BE PROVIDED AT THE POINT WHERE THE CABLING ENTERS EACH BUILDING.



1 BUILDING N
SCALE: 1/8" = 1'-0"



The Engineering Enterprise
CONSULTING ENGINEERS
1305 MARINA VILLAGE PARKWAY
ALAMEDA, CA 94501
(530) 886-8556



LUSD WAGNER-HOLT ELEMENTARY SCHOOL
FIRE ALARM MODERNIZATION
8778 BRATTLE PL, STOCKTON, CA 95209

REVISIONS

#	Revision	DESCRIPTION	Date
1	1	DESIGNER	

DESIGNER: Designer

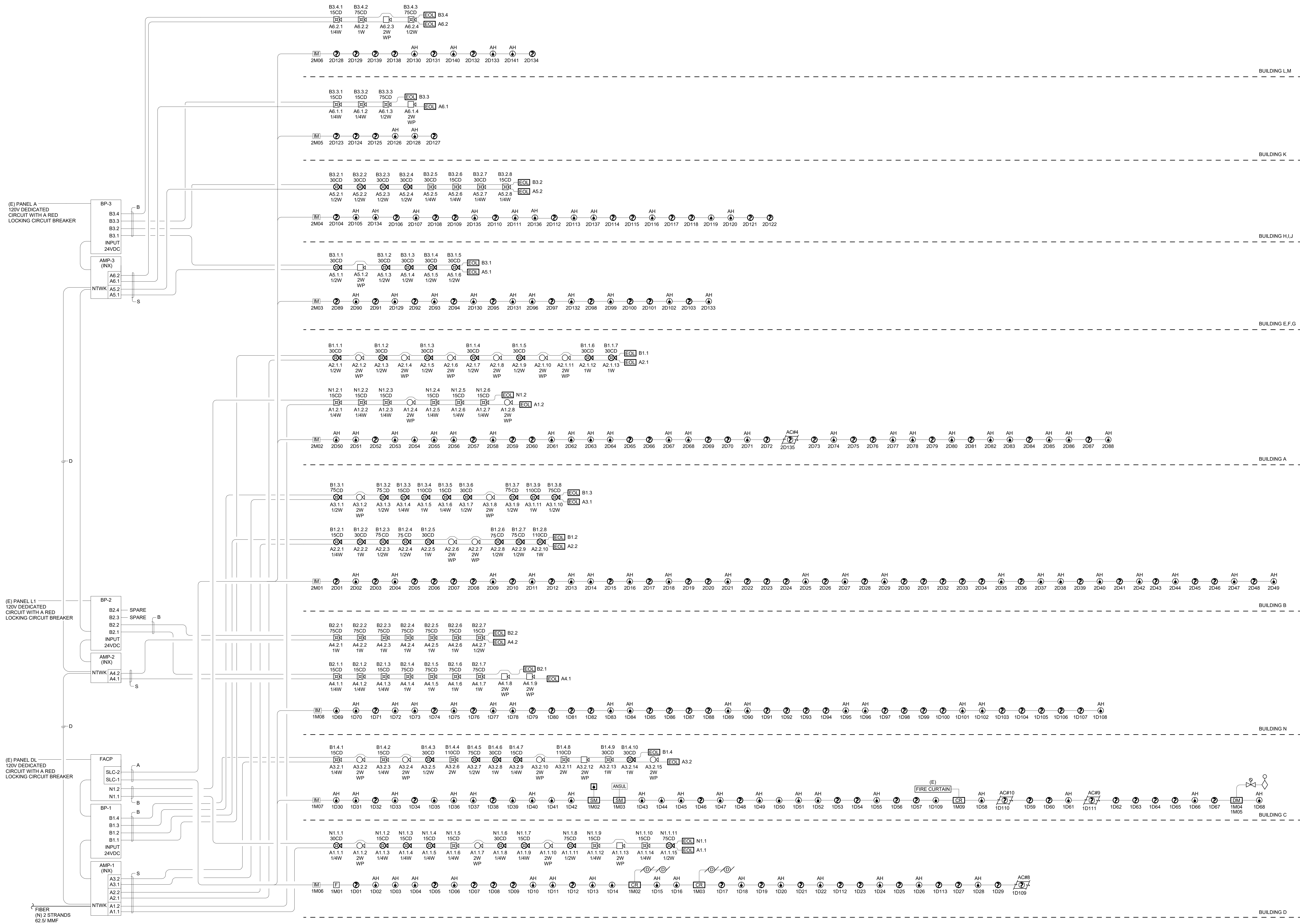
SCALE: 1/8" = 1'-0"

DATE: 12/10/2018

TITLE:
**FIRE ALARM PLAN -
BUILDING N**

DRAWING NO.

E2.02



IDENTIFICATION STAMP
DIV. OF THE STATE ARCHITECT
APP. 02-117199 INC.
REVIEWED FOR
SS ☐ FLS ☐ ACS ☐
DATE: 03/18/2019

The Engineering Enterprise
CONSULTING ENGINEERS
1305 MARINA VILLAGE PARKWAY
ALAMEDA, CA 94501
(530) 886-8556



**LUSD WAGNER-HOLT ELEMENTARY SCHOOL
FIRE ALARM MODERNIZATION
8778 BRATTLE PL, STOCKTON, CA 95209**

REVISIONS

Revision	Description	Date
1	Revision 1	

DESIGNER: Designer

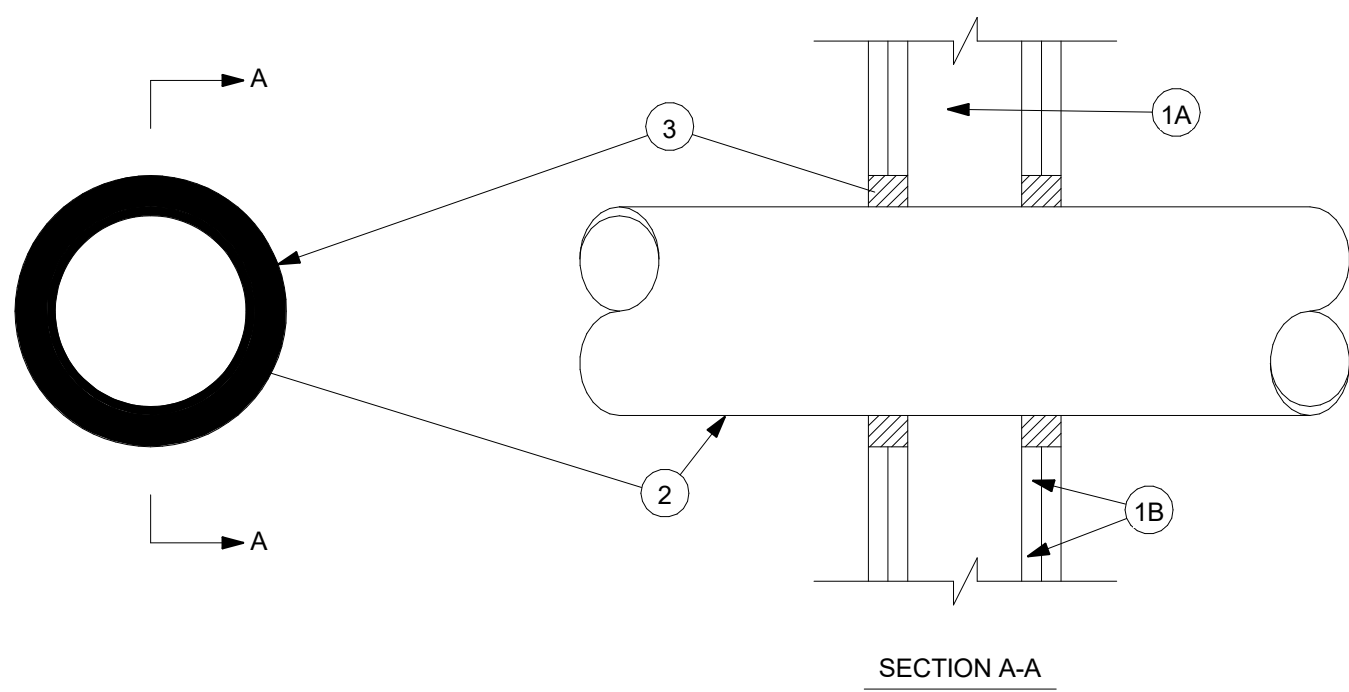
SCALE: 12" = 1'-0"

DATE: 12/10/2018

TITLE:
**FIRE ALARM RISER
DIAGRAM**

DRAWING NO.

E3.00

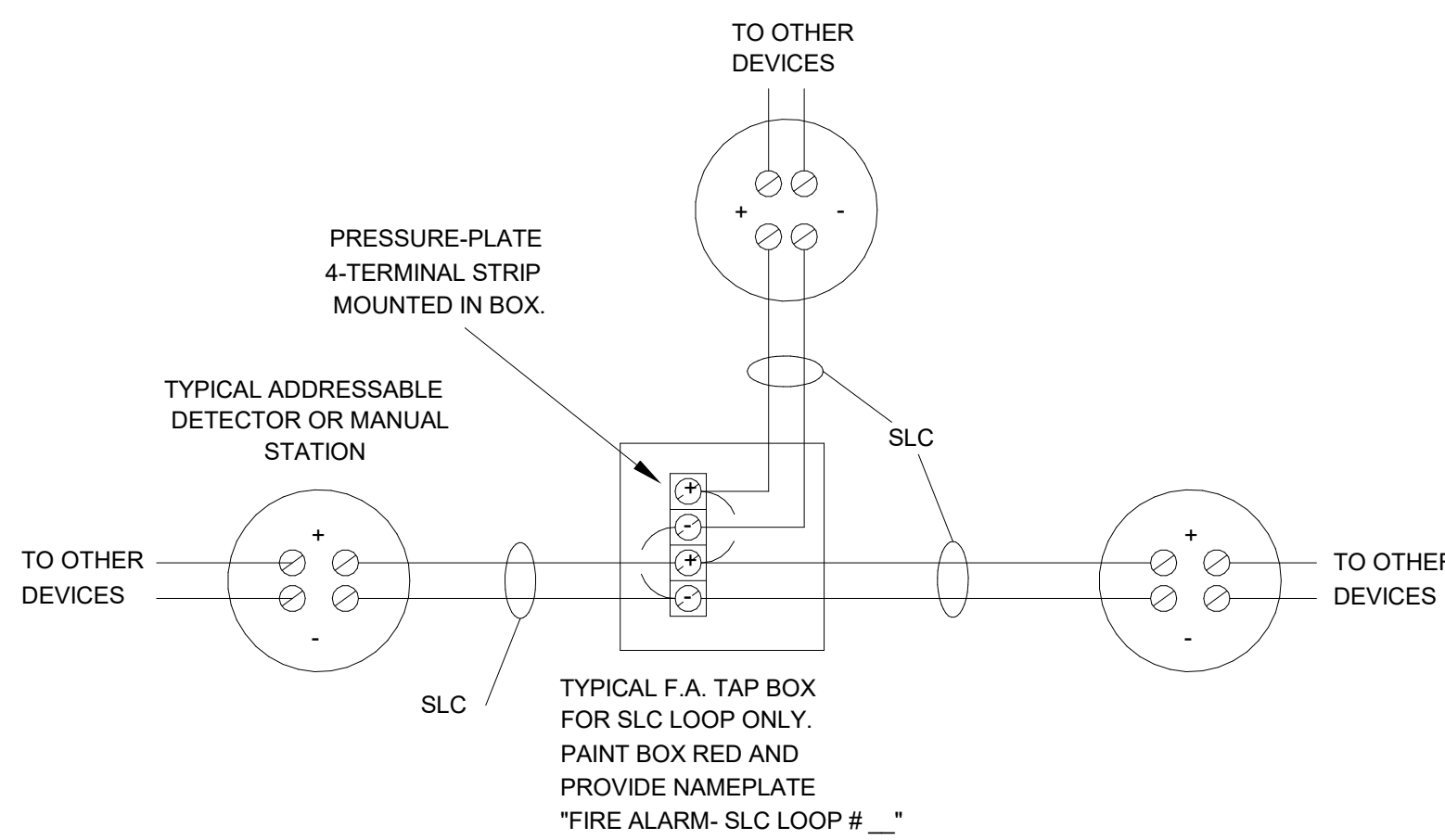
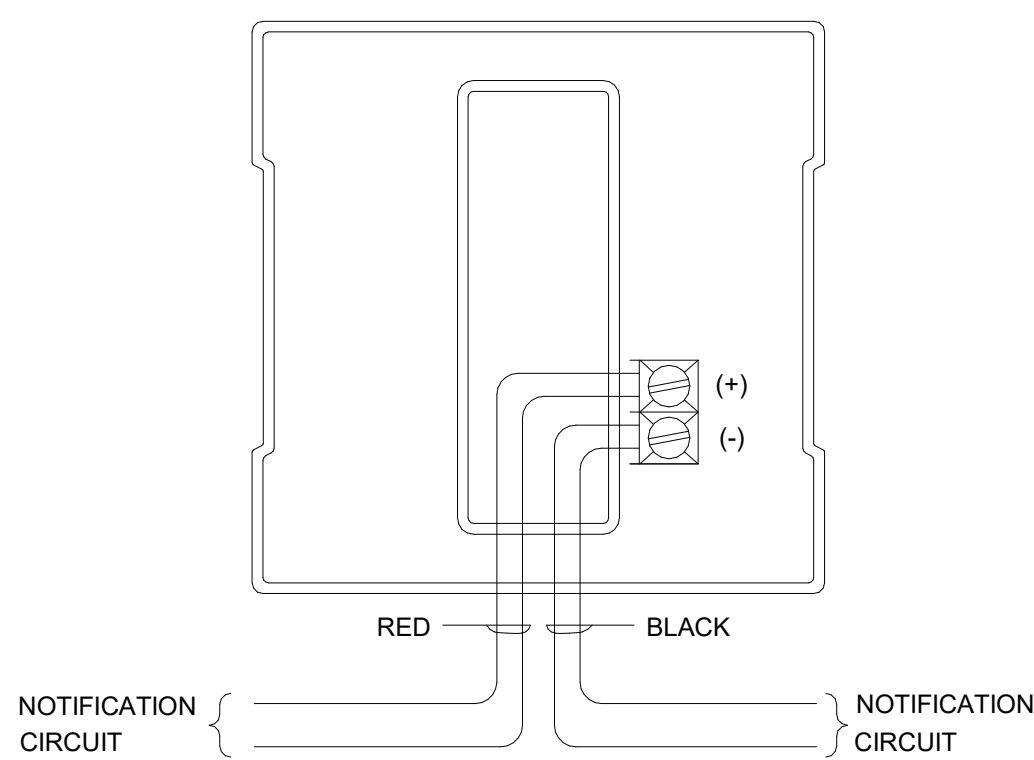
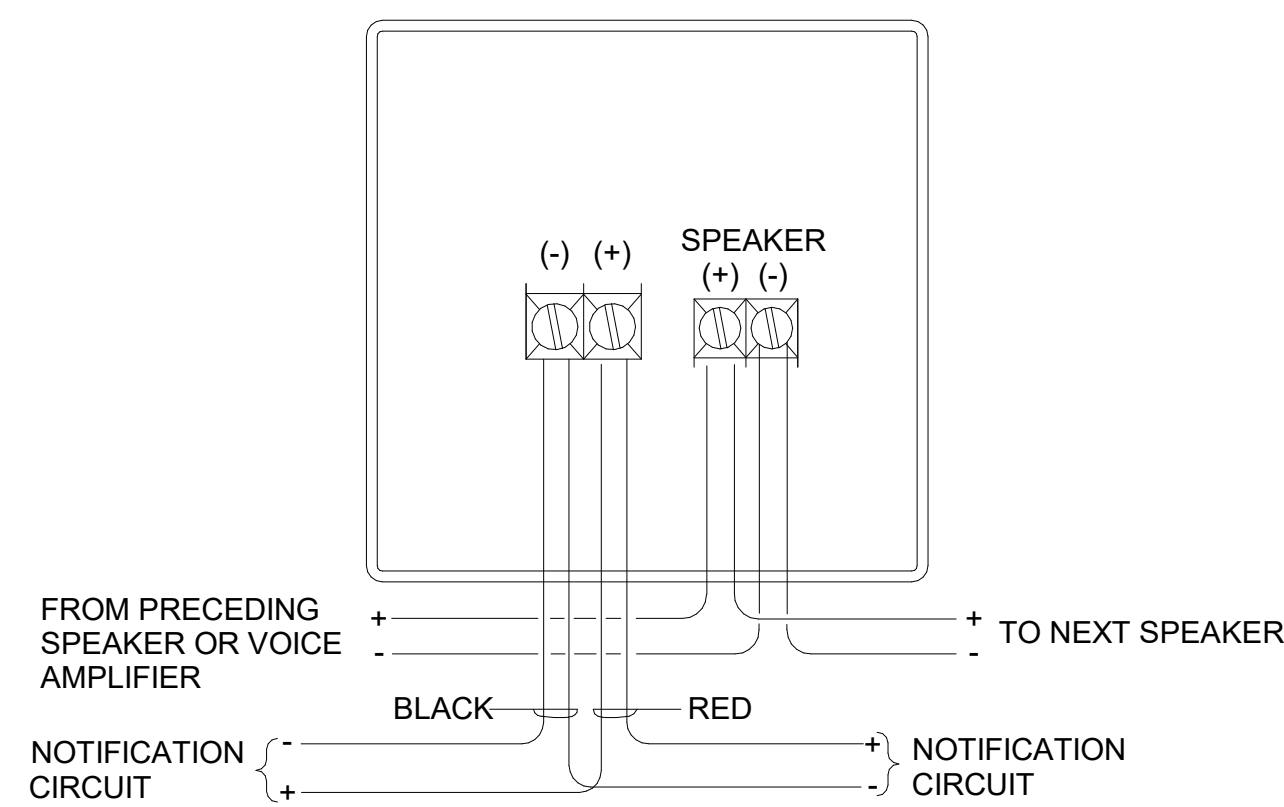
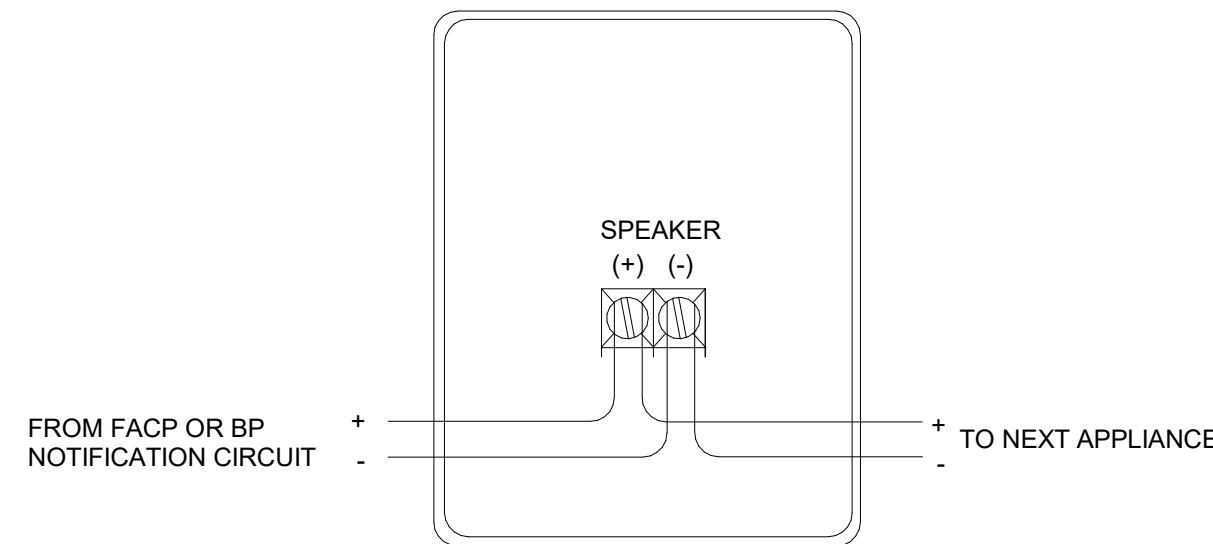


System No. W-L-1054
F Ratings - 1 and 2 Hr (See Items 1 and 3)
T Rating - 0 Hr
L Rating At Ambient - Less Than 1 CFMSq Ft
L Rating At 400 F - 4 CFMSq Ft

1. Wall Assembly -- The 1 or 2 hr fire-rated gypsum wallboard/stud wall assembly shall be constructed of the materials and in the manner specified in the individual U300 or U400 Series Wall and Partition Designs in the UL Fire Resistance Directory and shall include the following construction features:
- A. Studs -- Wall framing may consist of either wood studs or steel channel studs. Wood studs to consist of nom 2 by 4 in. lumber spaced 16 in. OC. Steel studs to be min 2-1/2 in. wide and spaced max 24 in. OC. When steel studs are used and the diam of opening exceeds the width of stud cavity, the opening shall be framed on all sides using lengths of steel stud installed between the vertical studs and screw-attached to the steel studs at each end. The framed opening in the wall shall be 4 to 6 in. wider and 4 to 6 in. higher than the diam of the penetrating item such that, when the penetrating item is installed in the opening, a 2 to 3 in. clearance is present between the penetrating item and the framing on all four sides.
- B. Gypsum Board -- 5/8 in. thick, 4 ft wide with square or tapered edges. The gypsum board type, thickness, number of layers, fastener type and sheet orientation shall be as specified in the individual U300 or U400 Series Design in the UL Fire Resistance Directory. Max diam of opening is 32-1/4 in. for steel stud walls. Max diam of opening is 14-1/2 in. for wood stud walls.
- The F Rating of the firestop system is equal to the fire rating of the wall assembly.
2. Through-Penetrants -- One metallic pipe, conduit or tubing to be installed either concentrically or eccentrically within the firestop system. The annular space shall be min 0 in. to max 2-1/4 in. Pipe may be installed with continuous point contact. Pipe, conduit or tubing may be installed at an angle not greater than 45 degrees from perpendicular. Pipe, conduit or tubing to be rigidly supported on both sides of wall assembly. The following types and sizes of metallic pipes, conduits or tubing may be used:
- A. Steel Pipe -- Nom 30 in diam (or smaller) Schedule 10 (or heavier) steel pipe.
- B. Iron Pipe -- Nom 30 in diam (or smaller) cast or ductile iron pipe.
- C. Conduit -- Nom 4 in diam (or smaller) steel electrical metallic tubing or 6 in. diam steel conduit.
- D. Copper Tubing -- Nom 6 in. diam (or smaller) Type L (or heavier) copper tubing.
- E. Copper Pipe -- Nom 6 in. diam (or smaller) regular (or heavier) copper pipe.
3. Fill, Void or Cavity Material -- Sealant -- Min 5/8 in. thickness of fill material applied within the annulus, flush with both surfaces of wall. At the point or continuous contact locations between pipe and wall, a min 1/2 in. diam bead of fill material shall be applied at the pipe wall interface on both surfaces of wall.
- HILTI CONSTRUCTION CHEMICALS, DIV OF
HILTI INC. - FS-One Sealant
*Bearing the UL Classification Mark



Reproduced by HILTI, Inc. Courtesy of Underwriters Laboratories, Inc.



FIRE STOP SYSTEMS DETAIL

SCALE: NTS

NOTIFICATION SPEAKER DEVICE DETAIL

SCALE: NTS

TYPICAL NOTIFICATION SPEAKER/STROBE DETAIL

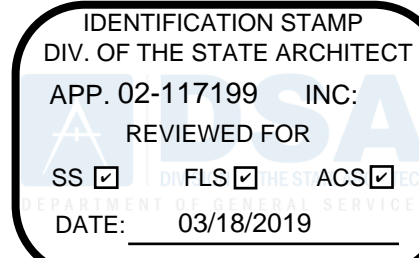
SCALE: NTS

TYPICAL FIRE ALARM STROBE DETAIL

SCALE: NTS

TYPICAL FIRE ALARM T-TAP DETAIL

SCALE: NTS



The Engineering Enterprise
CONSULTING ENGINEERS
1305 MARINA VILLAGE PARKWAY
ALAMEDA, CA 94501
(530) 886-8556



LUSD WAGNER-HOLT ELEMENTARY SCHOOL
FIRE ALARM MODERNIZATION
8778 BRATTLE PL, STOCKTON, CA 95209

REVISIONS

#	DESCRIPTION	DATE

DESIGNER: Designer

SCALE: As indicated

DATE: 12/10/2018

TITLE:
DETAILS

DRAWING NO.

E4.00

WAGNER HOLT AMP1 A1.1-A1.2												
Standby Current (amps)					Alarm Current (amps)							
Device Type	QTY	Watts	Current Draw	Total	Qty	Current Draw	Total					
1. System												
AM-50 GAMEWELL	1	50	X 0.0860	= 0.0860	0	X 2.2060	= 2.2060					
			X	=	0	X	=					
			X	=	0	X	=					
2. Speakers												
Total Speaker Watts @...		0			0.0000		= 0.0000					
Total Speaker Watts @...		16.75			0.2369		= 0.2369					
Total Standby Load				0.0860	Total Alarm Load			2.4429				
				0								

Standby Load Current (Amps)		0.0860 Amps	Required Standby Time in Hours	
			X 24	= 2.064 AH
Alarm Load Current (Amps)		2.4429 Amps	Required Alarm Time in Hours	
			X 15	= 0.611 AH
			Total Current Load	2.67 AH
			*Multiply by the Derating Factor =	x 1.20
			Total Ampere Hours Required	3.21 AH
Recommended Batteries:			7AH BATTERIES	

*Derating Factor required to...

WAGNER HOLT AMP1 A5.1-A5.2											
Standby Current (amps)					Alarm Current (amps)						
Device Type	QTY	Watts	Current Draw	Total	Qty	Current Draw	Total				
1. System											
AM-50 GAMEWELL	1	50	X 0.0860	= 0.0860	0	X 2.2060	= 2.2060				
			X	=	0	X	=				
			X	=	0	X	=				
2. Speakers											
Total Speaker Watts @...		0				0.0000	= 0.0000				
Total Speaker Watts @...		7.5				0.1061	= 0.1061				
Total Standby Load				0.0860	Total Alarm Load				2.3121		
				0							

Standby Load Current (Amps)		0.0860 Amps	Required Standby Time in Hours	
			X 24 =	2.064 AH
Alarm Load Current (Amps)		2.3121 Amps	Required Alarm Time in Hours	
			X 15 =	0.578 AH
			Total Current Load	2.64 AH
			*Multiply by the Derating Factor =	x 1.20
			Total Ampere Hours Required	3.17 AH
Recommended Batteries:			7AH BATTERIES	

*Derating Factor required to...

WAGNER HOLT AMP1 A2.1-A2.2									
Device Type	QTY	Standby Current (amps)				Alarm Current (amps)			
		Watts	Current Draw	Total	Qty	Current Draw	Total		
1. System									
AM-50 GAMEWELL	1	50	X 0.0860	= 0.0860	0	X 2.2060	= 2.2060		
			X	=	0	X	=		
			X	=	0	X	=		
2. Speakers									
Total Speaker Watts @...		0				0.0000	= 0.0000		
Total Speaker Watts @...		22.75				0.3218	= 0.3218		
Total Standby Load				0.0860	Total Alarm Load				2.5278

Standby Load Current (Amps)		0.0860 Amps	Required Standby Time in Hours	
			X 24	= 2.064 AH
Alarm Load Current (Amps)		2.5278 Amps	Required Alarm Time in Hours	
			X 15	= 0.632 AH
			Total Current Load	2.70 AH
			*Multiply by the Derating Factor	= x 1.20
			Total Ampere Hours Required	3.24 AH
Recommended Batteries:			7AH BATTERIES	

*Derating Factor required to...

WAGNER HOLT AMP1 A6.1-A6.2										
Device Type	QTY	Standby Current (amps)				Alarm Current (amps)				
		Watts	Current Draw	Total	Qty	Current Draw	Total			
1. System										
AM-50 GAMEWELL	1	50	X 0.0860	= 0.0860	0	X 2.2060	= 2.2060			
			X	=	0	X	=			
			X	=	0	X	=			
2. Speakers										
Total Speaker Watts @...		0			0.0000		= 0.0000			
Total Speaker Watts @...		6.25			0.0864		= 0.0864			
Total Standby Load				0.0860	Total Alarm Load				2.2944	

Standby Load Current (Amps)		0.0860 Amps	Required Standby Time in Hours	
			X 24 =	2.064 AH
Alarm Load Current (Amps)		2.2944 Amps	Required Alarm Time in Hours	
			X 15 =	0.574 AH
			Total Current Load	
			2.64 AH	
			*Multiply by the Derating Factor = x 1.20	
			Total Ampere Hours Required	
			3.17 AH	
Recommended Batteries:			7AH BATTERIES	

*Derating Factor required to...

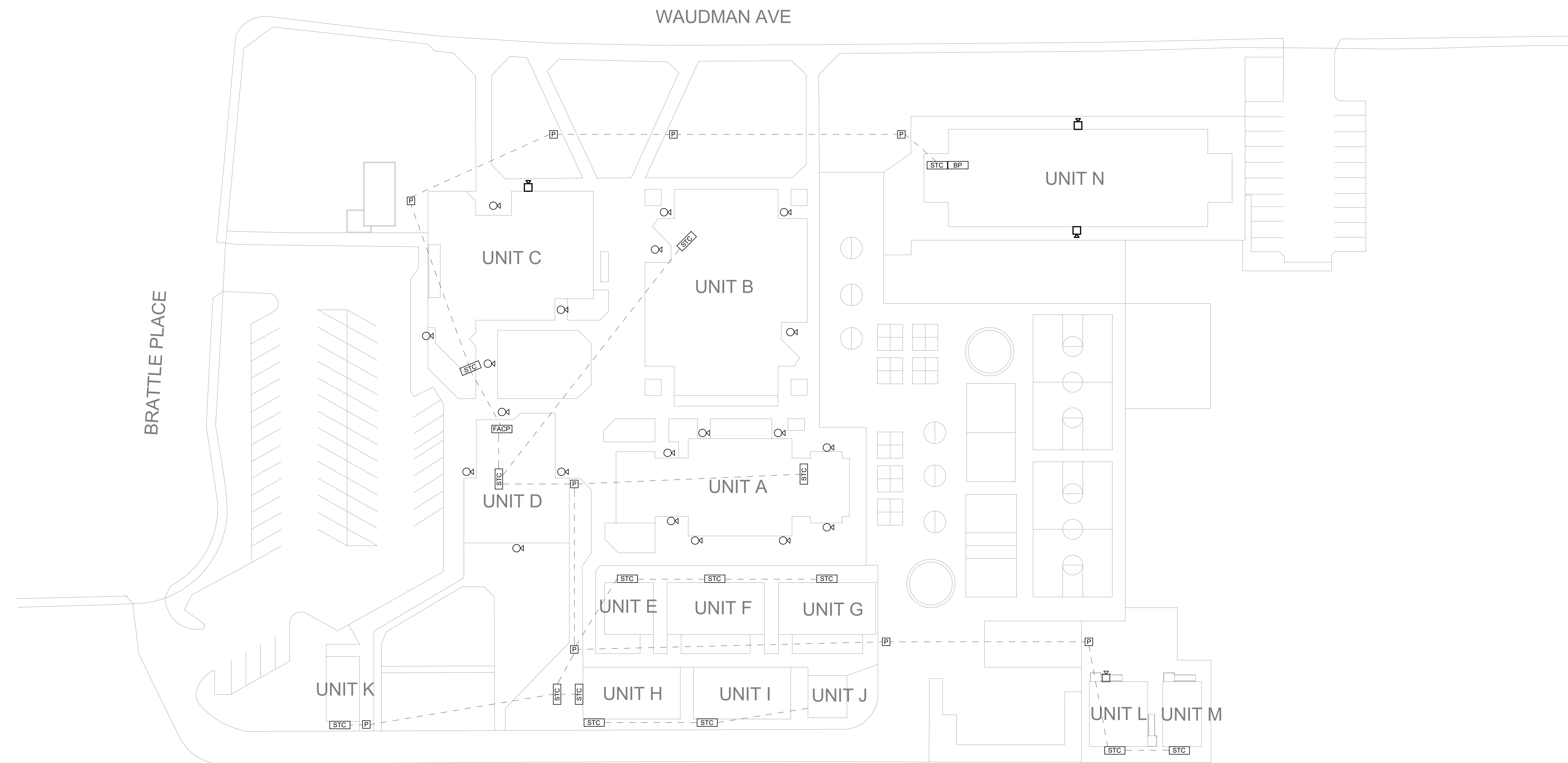
WAGNER HOLT AMP1 A3.1-A3.2											
		Standby Current (amps)				Alarm Current (amps)					
Device Type	QTY	Watts	Current Draw	Total	Qty	Current Draw	Total				
1. System											
AM-50 GAMEWELL	1	50	X 0.0860	= 0.0860	0	X 2.2060	= 2.2060				
			X	=	0	X	=				
			X	=	0	X	=				
2. Speakers											
Total Speaker Watts @...		0				0.0000	= 0.0000				
Total Speaker Watts @...		26.75				0.3784	= 0.3784				
Total Standby Load				0.0860	Total Alarm Load				2.5844		
				0							

Standby Load Current (Amps)		0.0860 Amps	Required Standby Time in Hours	
			X 24	= 2.064 AH
Alarm Load Current (Amps)		2.5844 Amps	Required Alarm Time in Hours	
			X 15	= 0.646 AH
			Total Current Load	2.71 AH
			*Multiply by the Derating Factor	= x 1.20
			Total Ampere Hours Required	3.25 AH
Recommended Batteries:			7AH BATTERIES	

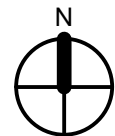
*Derating Factor required to...

WAGNER HOLT AMP2 A4.1-A4.2										
Standby Current (amps)					Alarm Current (amps)					
Device Type	QTY	Watts	Current Draw	Total	Qty	Current Draw	Total			
1. System										
AM-50 GAMEWELL	1	50	X 0.0860	= 0.0860	0	X 2.2060	= 2.2060			
			X	=	0	X	=			
			X	=	0	X	=			
2. Speakers										
Total Speaker Watts @...		0				0.0000	= 0.0000			
Total Speaker Watts @...		15.25				0.2157	= 0.2157			
Total Standby Load				0.0860	Total Alarm Load				2.4217	
				0						

Standby Load Current (Amps)		0.0860 Amps	Required Standby Time in Hours	
			X 24	= 2.064 AH
Alarm Load Current (Amps)		2.4217 Amps	Required Alarm Time in Hours	
			X 15	= 0.605 AH
Total Current Load			2.67 AH	
			x 1.20	
Total Ampere Hours Required			3.20 AH	
Recommended Batteries:			7AH BATTERIES	



1 DEMO SITE PLAN
SCALE: 1" = 30'-0"



GENERAL SHEET NOTES

1. TO REMOVE ALL UNUSED DEVICES, CIRCUITRY AND CONDUIT BACK TO SOURCE.
2. WHEN A DEVICE IS REMOVED FROM AN EXISTING WALL WHICH WILL REMAIN, PATCH WALL TO MATCH EXISTING OR NEW FINISH.
3. WHERE EXISTING FIRE ALARM DEVICES ARE TO BE REMOVED, THE CONTRACTOR SHALL ALSO REMOVE ALL CONDUCTORS SERVING THE DEVICE. ABANDONED CONDUITS AND BOXES CAN BE RE-USED TO PULL NEW CONDUCTORS THROUGH FOR SERVICE DEVICES DOWN STREAM. DO NOT SPLICE IN ABANDONED DEVICE BOXES.
4. REMOVE ALL UNUSED FIRE ALARM CONTROL PANELS, BOOSTER PANELS AND REMOTE ANNUNCIATORS.

IDENTIFICATION STAMP
DIV. OF THE STATE ARCHITECT
APP. 02-117199 INC.
REVIEWED FOR
SS ☒ FLS ☒ ACS ☒
DATE: 03/18/2019

The Engineering Enterprise
CONSULTING ENGINEERS
1305 MARINA VILLAGE PARKWAY
ALAMEDA, CA 94501
(510) 886-8556



LUSD WAGNER-HOLT ELEMENTARY SCHOOL
FIRE ALARM MODERNIZATION
8778 BRATTLE PL, STOCKTON, CA 95209

REVISIONS

#	REVISION	DATE

DESIGNER: Designer

SCALE: 1" = 30'-0"

DATE: 12/10/2018

TITLE:
**FIRE ALARM DEMO
PLAN - DEMO SITE
PLAN**

DRAWING NO.

ED1.00



- IDENTIFICATION STAMP
DIV. OF THE STATE ARCHITECT
APP. 02-117199 INC:
REVIEWED FOR
SS ☒ FLS ☒ ACS ☒
DATE: 03/18/2019



**LUSD WAGNER-HOLT ELEMENTARY SCHOOL
FIRE ALARM MODERNIZATION
8778 BRATTLE PL, STOCKTON, CA 95209**

REVISIONS					
1	Revision 1			Date	
⌘	DESCRIPTION			DATE	

DESIGNER:Designer

SCALE: 1/8" = 1'-0"

DATE:12/10/2018

TITLE: FIRE ALARM DEMO
PLAN - BUILDING A,
B & C

DRAWING NO.

ED1.01



NUMBERED SHEET NOTES

1 TO REMAIN IN PLACE.

GENERAL SHEET NOTES

1. TO REMOVE ALL UNUSED DEVICES, CIRCUITRY AND CONDUIT BACK TO SOURCE.
2. WHEN A DEVICE IS REMOVED FROM AN EXISTING WALL WHICH WILL REMAIN, PATCH WALL TO MATCH EXISTING OR NEW FINISH.
3. WHERE EXISTING FIRE ALARM DEVICES ARE TO BE REMOVED, THE CONTRACTOR SHALL ALSO REMOVE ALL CONDUCTORS SERVING THE DEVICE. ABANDONED CONDUITS AND BOXES CAN BE RE-USED TO PULL NEW CONDUCTORS THROUGH FOR SERVICE DEVICES DOWN STREAM. DO NOT SPLICE IN ABANDONED DEVICE BOXES.
4. REMOVE ALL UNUSED FIRE ALARM CONTROL PANELS, BOOSTER PANELS AND REMOTE ANNUNCIATORS.

IDENTIFICATION STAMP
DIV. OF THE STATE ARCHITECT
APP. 02-117199 INC.
REVIEWED FOR
SS ☒ FLS ☒ ACS ☒
DATE: 03/18/2019

The Engineering Enterprise
CONSULTING ENGINEERS
1305 MARINA VILLAGE PARKWAY
ALAMEDA, CA 94501
(530) 886-8556



**LUSD WAGNER-HOLT ELEMENTARY SCHOOL
FIRE ALARM MODERNIZATION
8778 BRATTLE PL, STOCKTON, CA 95209**

REVISIONS

Revision #	DESCRIPTION	Date
1	DESIGNER	

DESIGNER: Designer


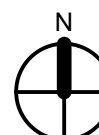
SCALE: 1/8" = 1'-0"

DATE: 12/10/2018

TITLE:
**FIRE ALARM DEMO
PLAN - BUILDING D,
E, F, G, H, I, J, K, L &
M**

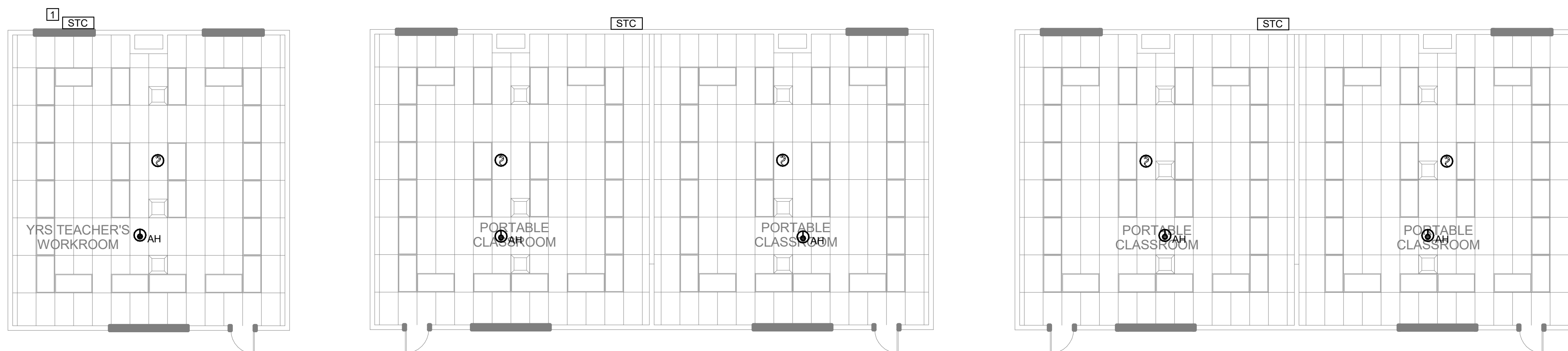
DRAWING NO.

ED1.02



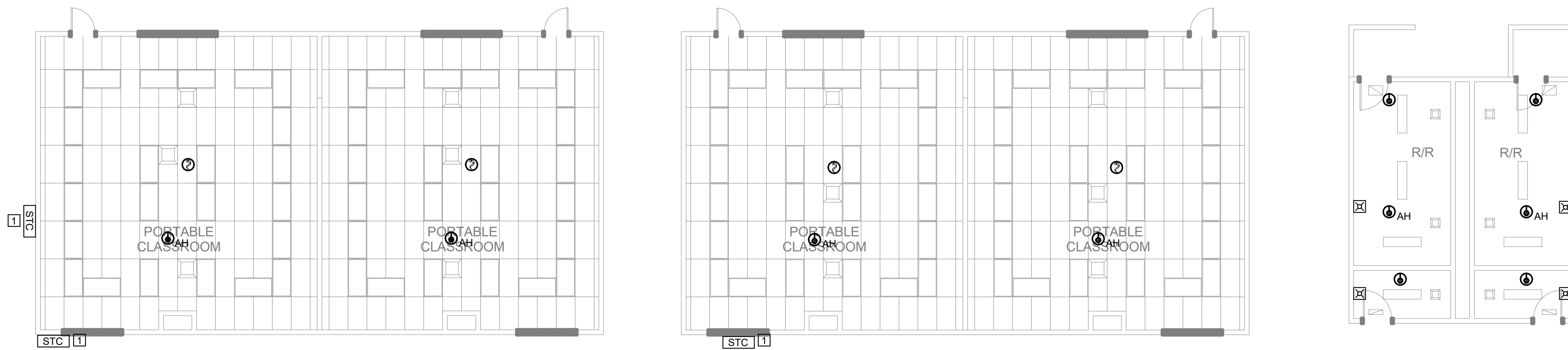
1 BUILDING D DEMO PLAN

SCALE: 1/8" = 1'-0"



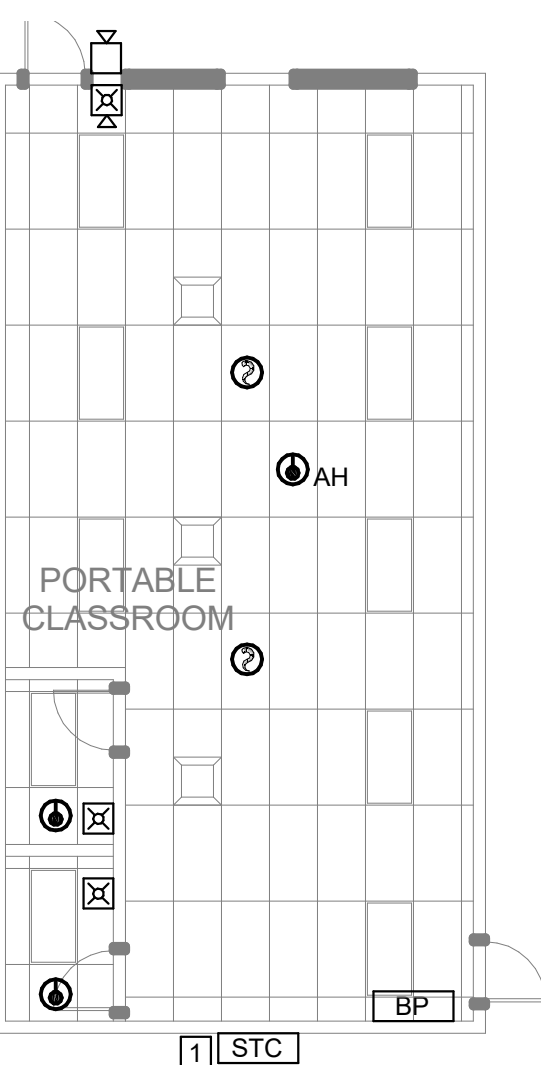
2 BUILDINGS E-G DEMO PLAN

SCALE: 1/8" = 1'-0"



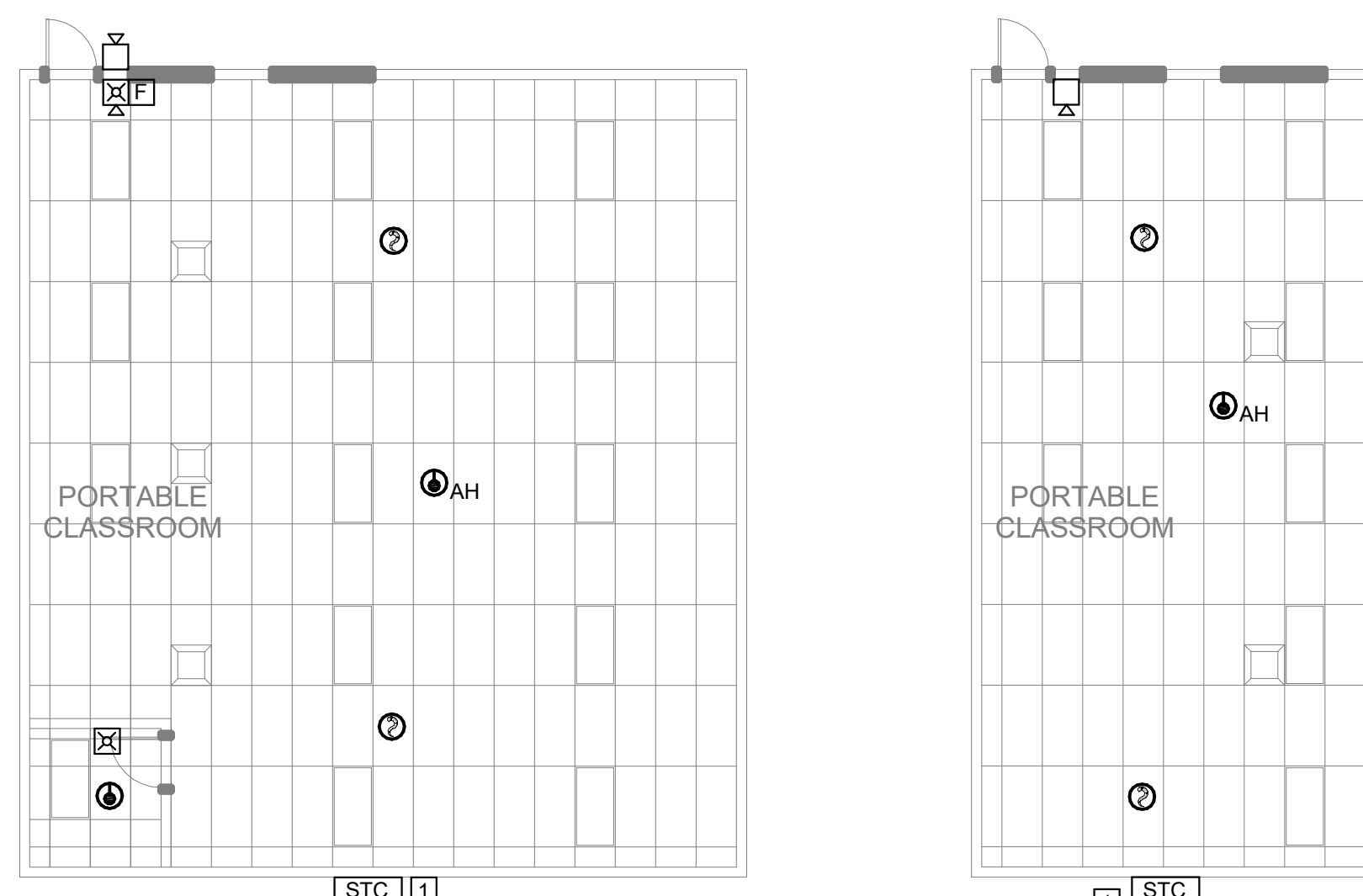
3 BUILDINGS H-J DEMO PLAN

SCALE: 1/8" = 1'-0"



4 BUILDING K DEMO PLAN

SCALE: 1/8" = 1'-0"



5 BUILDING L & M DEMO PLAN

SCALE: 1/8" = 1'-0"

NUMBERED SHEET NOTES

1 TO REMAIN IN PLACE.

GENERAL SHEET NOTES

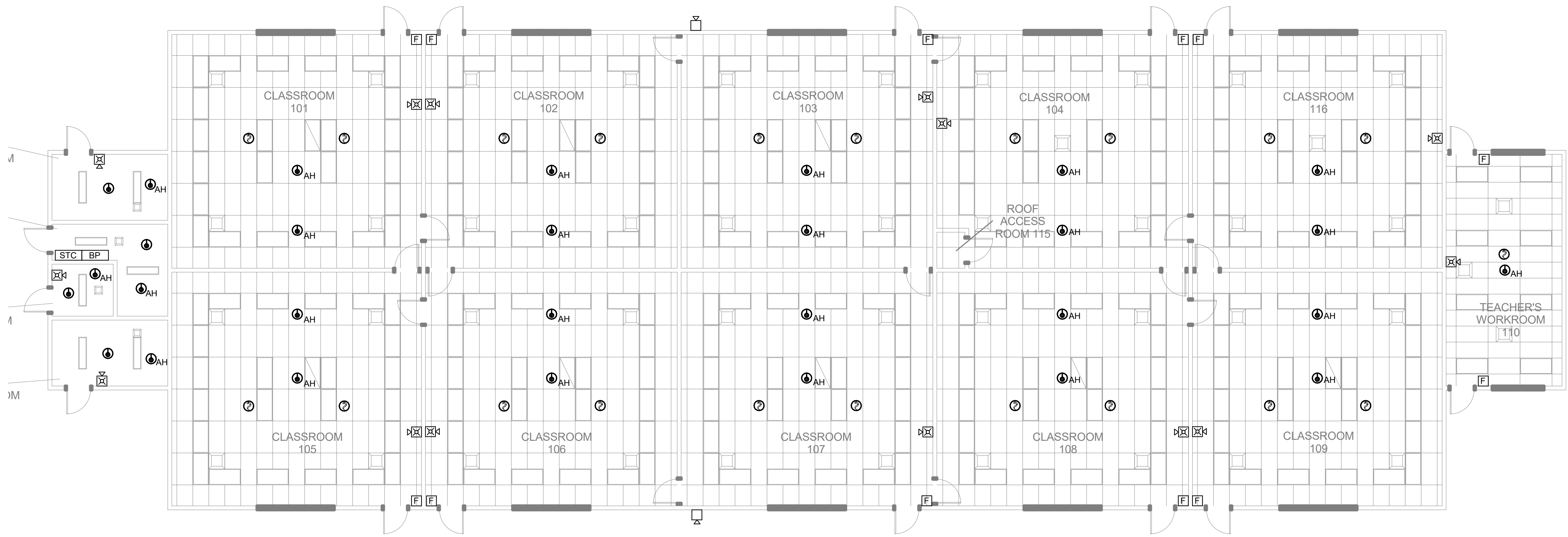
1. TO REMOVE ALL UNUSED DEVICES, CIRCUITRY AND CONDUIT BACK TO SOURCE.
2. WHEN A DEVICE IS REMOVED FROM AN EXISTING WALL WHICH WILL REMAIN, PATCH WALL TO MATCH EXISTING OR NEW FINISH.
3. WHERE EXISTING FIRE ALARM DEVICES ARE TO BE REMOVED, THE CONTRACTOR SHALL ALSO REMOVE ALL CONDUCTORS SERVING THE DEVICE. ABANDONED CONDUITS AND BOXES CAN BE RE-USED TO PULL NEW CONDUCTORS THROUGH FOR SERVICE DEVICES DOWN STREAM. DO NOT SPLICE IN ABANDONED DEVICE BOXES.
4. REMOVE ALL UNUSED FIRE ALARM CONTROL PANELS, BOOSTER PANELS AND REMOTE ANNUNCIATORS.

IDENTIFICATION STAMP
DIV. OF THE STATE ARCHITECT
APP. 02-117199 INC.
REVIEWED FOR
SS ☐ FLS ☐ ACS ☒
DATE: 03/18/2019

The Engineering Enterprise
CONSULTING ENGINEERS
1305 MARINA VILLAGE PARKWAY
ALAMEDA, CA 94501
(530) 886-8556



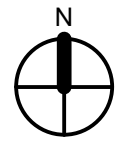
LUSD WAGNER-HOLT ELEMENTARY SCHOOL
FIRE ALARM MODERNIZATION
8778 BRATTLE PL, STOCKTON, CA 95209



1

BUILDING N DEMO PLAN

SCALE: 1/8" = 1'-0"



REVISIONS

Revision #	Description	Date
1	DESIGNER	12/10/2018

DESIGNER: Designer

SCALE: 1/8" = 1'-0"

DATE: 12/10/2018

TITLE:
**FIRE ALARM DEMO
PLAN - BUILDING N**

DRAWING NO.


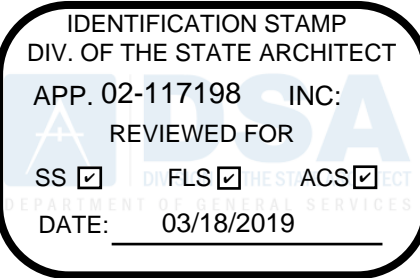
ED1.03

PARKLANE ELEMENTARY SCHOOL

8405 TAM O'SHANTER DRIVE, STOCKTON, CA 95210

FIRE ALARM REPLACEMENT PROJECT

CODE INFORMATION	FIRE ALARM SCOPE OF WORK	PROJECT TEAM	DRAWING INDEX																																																																																																	
<p>THE INTENT OF THE CONSTRUCTION DOCUMENTS IS REPLACE EQUIPMENT IN ACCORDANCE WITH THE CBC 2016. SHOULD ANY CONDITION DEVELOP NOT COVERED BY THE CONSTRUCTION DOCUMENTS WHEREIN THE FINISHED WORK WILL NOT COMPLY WITH THE CBC 2016, A CHANGE ORDER DETAILING AND SPECIFYING THE REQUIRED WORK SHALL BE SUBMITTED TO AND APPROVED BY DSA BEFORE PROCEEDING WITH THE WORK.</p> <p>ANCHORAGE AND SUPPORTS OF ALL EQUIPMENT TO BE INSTALLED, AS A PART OF THIS PROJECT SHALL BE DETAILED ON CONSTRUCTION DOCUMENTS, EXCEPT THOSE EXEMPT BY 2016 CBC SECTION 1616A.1.18. EQUIPMENT SUPPORTS AND ANCHORAGE SHALL BE APPROVED BY THE APPROPRIATE DESIGN PROFESSIONAL OF RECORD AND DSA AS A PART OF FIELD REVIEWS/OBSERVATIONS. THE INSPECTOR OF RECORD (IOR) SHALL ASSURE THAT THE ABOVE REQUIREMENTS ARE ENFORCED.</p> <p>ALL WORK SHALL BE PERFORMED IN ACCORDANCE WITH THE APPLICABLE REGULATIONS, INCLUDING BUT NOT LIMITED TO THE FOLLOWING:</p> <p>2016 CALIFORNIA ADMINISTRATIVE CODE (CAC) PART 1, TITLE 24, CALIFORNIA CODE OF REGULATIONS (CCR)</p> <p>2016 CALIFORNIA BUILDING CODE (CBC) PART 2, TITLE 24, CCR BASED ON THE 2015 INTERNATIONAL BUILDING CODE (IBC)</p> <p>2016 CALIFORNIA ELECTRICAL CODE (CEC) PART 3, TITLE 24, CCR BASED ON THE 2014 NATIONAL ELECTRICAL CODE (NEC)</p> <p>2016 CALIFORNIA MECHANICAL CODE (CMC) PART 4, TITLE 24, CCR BASED ON THE 2015 UNIFORM MECHANICAL CODE (UMC)</p> <p>2016 CALIFORNIA PLUMBING CODE (CPC) PART 5, TITLE 24, CCR BASED ON THE 2015 UNIFORM PLUMBING CODE (UPC)</p> <p>2016 CALIFORNIA FIRE CODE (CFC) PART 9, TITLE 24, CCR BASED ON THE 2015 INTERNATIONAL FIRE CODE (IFC)</p> <p>2016 NFPA 72, NATIONAL FIRE ALARM AND SIGNAL CODE</p> <p>COMPLIANCE WITH 2016 CALIFORNIA FIRE CODE, CHAPTER 33 - FIRE SAFETY DURING CONSTRUCTION AND DEMOLITION.</p>	<p>PROVIDE A MANUALLY AND AUTOMATICALLY ACTIVATED FIRE ALARM SYSTEM INCLUDING FACP, VOICE AMPLIFIERS, POWER SUPPLIES, ANNOUNCING MICROPHONE, INITIATION, NOTIFICATION, CONTROL AND MONITORING DEVICES AS SHOWN ON PLANS AND SPECIFICATIONS.</p> <p>FIRE ALARM DESCRIPTION</p> <p>THIS PROJECT IS TO REPLACE THE EXISTING FIRE ALARM PANELS, INITIATING DEVICES, NOTIFICATION DEVICES, MODULES, POWER SUPPLIES AND REMOTE ANNUNCIATOR PANEL WITH A NEW GAMEWELL E3 FIRE ALARM SYSTEM WITH EMERGENCY VOICE EVACUATION.</p> <p>ALL EXISTING PATHWAY WILL BE RE-USED WHERE POSSIBLE AND NEW WHERE REQUIRED. NEW PATHWAY WILL BE PROVIDED IN AREAS WHERE CABLE CAN NOT BE CONCEALED ABOVE CEILING.</p> <p>CABLE ABOVE CEILING WHEN NOT IN EXISTING CONDUIT WILL BE FREE AIR AND SUPPORTED EVERY 48" WITH J-HOOKS, PAINTED RED.</p> <p>NEW DEVICE BOXES WILL BE REQUIRED AT ALL NEW DEVICES. WHERE EXISTING DEVICE BOXES ARE LOCATED AND A DEVICE IS NOT REQUIRED, THEN PROVIDE COVER PLATES. REMOVE EXISTING DEVICE BOXES WHEN ADDING A NEW DEVICE.</p> <p>DEMOLISH ALL OLD CABLE, FIRE ALARM COMPONENTS AND BACK BOXES FROM SITE.</p> <p>ALL CABLE AND COMPONENTS WILL BE NEW.</p> <p>THIS PROJECT IS TO REPLACE EXISTING FIRE ALARM HEAD END UNIT AND ALL ASSOCIATED DEVICES.</p> <p>FIRE ALARM SYSTEM: CLASS B IDC: CLASS B SLC CIRCUIT: CLASS B NOTIFICATION CIRCUIT: CLASS B</p>	<p>OWNER</p> <p>LODI UNIFIED SCHOOL DISTRICT 1305 E. VINE ST. LODI, CA 95240</p> <p>CONTACT: LEONARD KAHN (209)331-7225 E-MAIL CONTACT: VBRUM@LODIUSD.NET</p> <p>ELECTRICAL ENGINEER:</p> <p>THE ENGINEERING ENTERPRISE 1125 HIGH ST. AUBURN, CA 95603</p> <p>CONTACT: SCOTT WHEELER: 530-305-927-5784 FAX: 530-886-8557 EMAIL: SCOTT@ENGENT.COM</p> <p>CONTACT: JESSE WHEELER: 530-927-5630 FAX: 530-886-8557 EMAIL: JESSE.WHEELER@ENGENT.COM</p>	<table><tr><th>SHEET NO.</th><th>SHEET NAME</th><th>SCHEMATIC DESIGN</th><th>DESIGN DEVELOPMENT</th><th>CONSTRUCTION DOCUMENTS</th></tr><tr><td>G0.0</td><td>COVER SHEET</td><td></td><td></td><td></td></tr><tr><td>E0.00</td><td>SYMBOLS LIST AND NOTES</td><td></td><td></td><td></td></tr><tr><td>E0.01</td><td>FIRE ALARM MATRIX AND ELEVATIONS</td><td></td><td></td><td></td></tr><tr><td>E1.00</td><td>FIRE ALARM - SITE PLAN</td><td></td><td></td><td></td></tr><tr><td>E2.00</td><td>FIRE ALARM PLAN - UNITS A & B</td><td></td><td></td><td></td></tr><tr><td>E2.01</td><td>FIRE ALARM PLAN - UNITS D, E, J & K</td><td></td><td></td><td></td></tr><tr><td>E2.02</td><td>FIRE ALARM PLAN - UNITS H, M & PES</td><td></td><td></td><td></td></tr><tr><td>E2.03</td><td>FIRE ALARM PLAN - PORTABLES 1-8</td><td></td><td></td><td></td></tr><tr><td>E3.00</td><td>FIRE ALARM RISER</td><td></td><td></td><td></td></tr><tr><td>E4.00</td><td>DETAILS</td><td></td><td></td><td></td></tr><tr><td>E5.00</td><td>FIRE ALARM CALCULATIONS</td><td></td><td></td><td></td></tr><tr><td>ED1.00</td><td>FIRE ALARM DEMO PLAN - SITE PLAN</td><td></td><td></td><td></td></tr><tr><td>ED1.01</td><td>FIRE ALARM DEMO PLAN - UNITS A & B</td><td></td><td></td><td></td></tr><tr><td>ED1.02</td><td>FIRE ALARM DEMO PLAN - UNITS C, D, E, J & K</td><td></td><td></td><td></td></tr><tr><td>ED1.03</td><td>FIRE ALARM DEMO PLAN - UNITS H, M & PES CLASSROOMS</td><td></td><td></td><td></td></tr><tr><td>ED1.04</td><td>FIRE ALARM DEMO PLAN - PORTABLES 1-8</td><td></td><td></td><td></td></tr></table> <table><tr><th colspan="2">EXISTING BUILDING DATA</th></tr><tr><td>CAMPUS BUILDING SQUARE FOOTAGE:</td><td>57,294</td></tr><tr><td>OCCUPANCY GROUP:</td><td>E: K-12</td></tr><tr><td>FIRE SPRINKLER:</td><td>UNIT J</td></tr><tr><td>YEAR CONSTRUCTED:</td><td>1977</td></tr><tr><td>FLOOR AREAS:</td><td>NO PROPOSED CHANGE</td></tr></table>	SHEET NO.	SHEET NAME	SCHEMATIC DESIGN	DESIGN DEVELOPMENT	CONSTRUCTION DOCUMENTS	G0.0	COVER SHEET				E0.00	SYMBOLS LIST AND NOTES				E0.01	FIRE ALARM MATRIX AND ELEVATIONS				E1.00	FIRE ALARM - SITE PLAN				E2.00	FIRE ALARM PLAN - UNITS A & B				E2.01	FIRE ALARM PLAN - UNITS D, E, J & K				E2.02	FIRE ALARM PLAN - UNITS H, M & PES				E2.03	FIRE ALARM PLAN - PORTABLES 1-8				E3.00	FIRE ALARM RISER				E4.00	DETAILS				E5.00	FIRE ALARM CALCULATIONS				ED1.00	FIRE ALARM DEMO PLAN - SITE PLAN				ED1.01	FIRE ALARM DEMO PLAN - UNITS A & B				ED1.02	FIRE ALARM DEMO PLAN - UNITS C, D, E, J & K				ED1.03	FIRE ALARM DEMO PLAN - UNITS H, M & PES CLASSROOMS				ED1.04	FIRE ALARM DEMO PLAN - PORTABLES 1-8				EXISTING BUILDING DATA		CAMPUS BUILDING SQUARE FOOTAGE:	57,294	OCCUPANCY GROUP:	E: K-12	FIRE SPRINKLER:	UNIT J	YEAR CONSTRUCTED:	1977	FLOOR AREAS:	NO PROPOSED CHANGE
SHEET NO.	SHEET NAME	SCHEMATIC DESIGN	DESIGN DEVELOPMENT	CONSTRUCTION DOCUMENTS																																																																																																
G0.0	COVER SHEET																																																																																																			
E0.00	SYMBOLS LIST AND NOTES																																																																																																			
E0.01	FIRE ALARM MATRIX AND ELEVATIONS																																																																																																			
E1.00	FIRE ALARM - SITE PLAN																																																																																																			
E2.00	FIRE ALARM PLAN - UNITS A & B																																																																																																			
E2.01	FIRE ALARM PLAN - UNITS D, E, J & K																																																																																																			
E2.02	FIRE ALARM PLAN - UNITS H, M & PES																																																																																																			
E2.03	FIRE ALARM PLAN - PORTABLES 1-8																																																																																																			
E3.00	FIRE ALARM RISER																																																																																																			
E4.00	DETAILS																																																																																																			
E5.00	FIRE ALARM CALCULATIONS																																																																																																			
ED1.00	FIRE ALARM DEMO PLAN - SITE PLAN																																																																																																			
ED1.01	FIRE ALARM DEMO PLAN - UNITS A & B																																																																																																			
ED1.02	FIRE ALARM DEMO PLAN - UNITS C, D, E, J & K																																																																																																			
ED1.03	FIRE ALARM DEMO PLAN - UNITS H, M & PES CLASSROOMS																																																																																																			
ED1.04	FIRE ALARM DEMO PLAN - PORTABLES 1-8																																																																																																			
EXISTING BUILDING DATA																																																																																																				
CAMPUS BUILDING SQUARE FOOTAGE:	57,294																																																																																																			
OCCUPANCY GROUP:	E: K-12																																																																																																			
FIRE SPRINKLER:	UNIT J																																																																																																			
YEAR CONSTRUCTED:	1977																																																																																																			
FLOOR AREAS:	NO PROPOSED CHANGE																																																																																																			
DSA ANCHORAGE AND BRACING NOTES	DEFERRED APPROVALS	NOTES																																																																																																		
<p>ELECTRICAL COMPONENT ANCHORAGE NOTE</p> <p>ALL ELECTRICAL COMPONENTS SHALL BE INSTALLED AND ANCHORED PER THE DETAILS ON THE DSA APPROVED CONSTRUCTION DOCUMENTS. WHERE NO DETAIL IS INDICATED, THE FOLLOWING COMPONENTS WILL BE ANCHORED OR BRACED TO MEET THE FORCE AND DISPLACEMENT REQUIREMENTS PRESCRIBED IN THE 2016 CBC, SECTIONS 1616A.1.18 THROUGH 1616A.1.28 AND ASCE 7-10 CHAPTER 13, 26 AND 30.</p> <p>1. ALL PERMANENT EQUIPMENT AND COMPONENTS. 2. ALL TEMPORARY OR MOVABLE EQUIPMENT THAT IS PERMANENTLY ATTACHED (E.G. HARD WIRED) TO THE BUILDING UTILITY SERVICES SUCH AS ELECTRICITY, GAS OR WATER. 3. MOVABLE EQUIPMENT WHICH IS STATIONED IN ONE PLACE FOR MORE THAN 8 HOURS AND HEAVIER THAN 400 POUNDS ARE REQUIRED TO BE ANCHORED WITH TEMPORARY ATTACHMENTS.</p> <p>THE ATTACHMENT OF THE FOLLOWING ELECTRICAL COMPONENTS SHALL BE POSITIVELY ATTACHED TO THE STRUCTURE, BUT NEED NOT BE DETAILED ON THE PLANS. THESE COMPONENTS SHALL HAVE FLEXIBLE CONNECTIONS PROVIDED BETWEEN THE COMPONENT AND ASSOCIATED DUCTWORK, PIPING AND CONDUIT.</p> <p>A. COMPONENTS WEIGHING LESS THAN 400 POUNDS AND HAVE A CENTER OF MASS LOCATED 4 FEET OR LESS ABOVE THE ADJACENT FLOOR OR ROOF LEVEL THAT DIRECTLY SUPPORT THE COMPONENT. B. COMPONENTS WEIGHING LESS THAN 20 POUNDS, OR IN THE CASE OF DISTRIBUTED SYSTEMS, LESS THAN 5 POUNDS PER FOOT, WHICH ARE SUSPENDED FROM A ROOF OR HUNG FROM A WELL.</p> <p>FOR THOSE ELEMENTS THAT DO NOT REQUIRE DETAILS ON THE APPROVED DRAWINGS, THE INSTALLATION SHALL BE SUBJECT TO THE APPROVAL OF A STRUCTURAL ENGINEER AND THE DSA DISTRICT STRUCTURAL ENGINEER. THE PROJECT INSPECTOR WILL VERIFY THAT ALL COMPONENTS AND EQUIPMENT HAVE BEEN ANCHORED IN ACCORDANCE WITH THE ABOVE REQUIREMENTS.</p> <p>PIPING, DUCTWORK AND ELECTRICAL DISTRIBUTION BRACING NOTE</p> <p>PIPING, DUCTWORK AND ELECTRICAL DISTRIBUTION SYSTEMS SHALL BE BRACED TO COMPLY WITH THE FORCES AND DISPLACEMENTS PRESCRIBED IN ASCE 7-10 SECTION 13.3 AS DEFINED IN ASCE 7-10 SECTION 13.6.5.5, 13.6.7, 13.6.9 AND 2016 CBC, SECTIONS 1616A.1.24, 1616A.1.25, AND 1616A.1.26.</p> <p>THE METHOD OF SHOWING BRACING AND ATTACHMENTS TO THE STRUCTURE FOR THE IDENTIFIED DISTRIBUTION SYSTEM ARE AS NOTED BELOW. WHEN BRACING AND ATTACHMENTS ARE BASED ON A PRE-APPROVED INSTALLATION GUIDE (E.G. SMACNA OR OSHPD OPM) COPIES OF THE BRACING SYSTEM INSTALLATION GUIDE OR MANUAL SHALL BE AVAILABLE ON THE JOBSITE PRIOR TO THE START OF AND DURING THE HANGING AND BRACING OF THE DISTRIBUTION SYSTEMS. THE STRUCTURAL ENGINEER SHALL VERIFY THE ADEQUACY OF THE STRUCTURE TO SUPPORT THE HANGER AND BRACE LOADS.</p> <p>ELECTRICAL OPTION 1: DETAILED ON THE APPROVED DRAWINGS WITH PROJECT SPECIFIC NOTES AND DETAILS. ELECTRICAL OPTION 2: SHALL COMPLY WITH THE APPLICABLE OSHPD PRE-APPROVAL OPM #.</p>	N/A	<p>1. THE FIRE ALARM SYSTEM SHALL CONFORM TO 2016 CALIFORNIA ELECTRICAL CODE (CEC) ARTICLE 760 AND 2016 CALIFORNIA FIRE CODE (CFC) SECTION 907.</p> <p>2. PROVIDE CALIFORNIA STATE FIRE MARSHAL LISTING NUMBERS FOR EACH COMPONENT OF THE SYSTEM INCLUDING MANUFACTURER CUT SHEETS FOR REVIEW.</p> <p>3. BEFORE REQUESTING FINAL APPROVAL OF THE INSTALLATION THE INSTALLING CONTRACTOR SHALL FURNISH A WRITTEN STATEMENT TO THE DSA PROJECT INSPECTOR TO THE EFFECT THAT THE SYSTEM HAS BEEN INSTALLED AND TESTED IN ACCORDANCE WITH THE (2016) NFPA 72 SECTION 14.4.1.</p> <p>4. UPON COMPLETION OF THE INSTALLATION OF THE FIRE ALARM SYSTEM, A SATISFACTORY TEST OF THE SYSTEM SHALL BE MADE IN THE PRESENCE OF THE DSA PROJECT INSPECTOR.</p> <p>5. PROVIDE A RECORD OF COMPLETION PER CBC 907.7.2.</p> <p>6. AUTOMATIC FIRE ALARM SYSTEMS SHALL TRANSMIT THE ALARM, SUPERVISORY AND TROUBLE SIGNALS TO AN APPROVED SUPERVISING STATION AS REQUIRED BY NFPA 72 AND CBC 907.6.5.2. THE SUPERVISING STATION SHALL BE LISTED AS EITHER UUFX OR UUIS BY UL OR SHALL MEET THE REQUIREMENTS OF FM STANDARD 3011.</p> <p>7. TEST, INSPECTION AND MAINTENANCE SHALL COMPLY WITH NFPA 72 CHAPTER 14 REQUIREMENTS.</p> <p>8. EACH BUILDING TO BE A SEPARATE SPEAKER ZONE. (CFC, 907.6.3).</p> <p>9. THE EXISTING SYSTEM SHALL REMAIN IN SERVICE UNTIL THE NEW SYSTEM IS INSTALLED OR THAT A FIRE WATCH IN COMPLIANCE WITH THE CALIFORNIA FIRE CODE WILL BE PROVIDED</p>																																																																																																		



LUSD PARKLANE ELEMENTARY SCHOOL
FIRE ALARM MODERNIZATION
8405 TAM O'SHANTER DR, STOCKTON, CA 95210

REVISIONS

Revision #	Description	Date
1	Revision 1	

DESIGNER:Designer

SCALE: 12" = 1'-0"

DATE:12/10/2018

TITLE:
COVER SHEET

DRAWING NO.

G0.0

FIRE ALARM NOTES

1. WORK SHALL BE PERFORMED IN ACCORDANCE WITH THE APPLICABLE REGULATIONS,INCLUDING BUT NOT LIMITED TO THE FOLLOWING:
STATE CALIFORNIA CODE OF REGULATIONS (CCR) 2012 TITLE 24 CALIFORNIA BUILDING CODE
PART 2, 2016 CALIFORNIA BUILDING CODE (CBC), 2015 IBC
PART 3, 2016 CALIFORNIA ELECTRICAL CODE (CEC), 2014 NEC
PART 4, 2016 CALIFORNIA MECHANICAL CODE (CMC), 2015 UMC
PART 5, 2016 CALIFORNIA PLUMBING CODE (CPC), 2015 UPC
PART 9, 2016 CALIFORNIA FIRE CODE (CFC) BASED ON 2015 IFC
2016 NATIONAL FIRE PROTECTION ASSOCIATION (NFPA) 13, 72, 80, 90A, 99, AND 101.
2. INSTALLATION OF THE SYSTEMS SHALL NOT BE STARTED UNTIL DETAILED DESIGN DOCUMENTATION AND SPECIFICATION, INCLUDING STATE FIRE MARSHALL LISTING SHEETS FOR EACH COMPONENT OF THE SYSTEM HAS BEEN APPROVED BY DSA.
3. UPON COMPLETION OF INSTALLATION OF THE SYSTEMS, A SATISFACTORY TEST F THE ENTIRE SYSTEM SHALL BE MADE IN THE PRESENCE OF A DSA PROJECT INSPECTOR.
4. A STAMPED SET OF APPROVED FIRE ALARM DESIGN DOCUMENTS SHALL BE ON THE JOB SITE AND USED FOR INSTALLATION.
5. ANY DISCREPANCIES BETWEEN THE DRAWINGS AND THE CODE OR RECOGNIZED STANDARDS SHALL BE BROUGHT TO THE ATTENTION OF DSA AND THE ARCHITECT/ENGINEER OF RECORD.
6. DSA, ARCHITECT/ENGINEER AND OWNER SHALL BE NOTIFIED A MINIMUM OF 48 HOURS PRIOR TO THE FINAL INSPECTION AND/OR TESTING.
7. ALL PENETRATIONS THROUGH RATED ASSEMBLIES, REQUIRING OPENING PROTECTION SHALL BE PROVIDED WITHIN THE SPECIFICATION WITHIN THE FIRE ALARM SECTION.
8. WALL MOUNTED VISUAL NOTIFICATION DEVICES SHALL HAVE THEIR BOTTOMS MOUNTED AT 80" MINIMUM AND 90" MAXIMUM FROM FIXED FLOOR.
9. WALL MOUNTED AUDIBLE NOTIFICATION DEVICES SHALL HAVE THEIR TOPS MOUNTED AT 90" MINIMUM AND 100" MAXIMUM FROM FINISHED FLOOR AND NO CLOSER THEN 6" TO A HORIZONTAL STRUCTURE.
10. AUDIBLE DEVICES SHALL PROVIDE A SOUND PRESSURE LEVEL OF 15DECIBLES (Dba) ABOVE THE AVERAGE AMBIENT SOUND LEVEL OR 5 Dba ABOVE THE MAXIMUM SOUND LEVEL HAVING A DURATION AT LEAST 60 SECONDS, WHICHEVER IS GREATER, IN EVERY OCCUPIED SPACE WITHIN THE BUILDING.
11. AUDIBLE DEVICES SHALL BE SYNCHRONIZED TEMPORAL CODE 3 PATTERN.
12. THE CONTRACTOR SHALL ADJUST/INSTALL DEVICES TO MAXIMIZE PERFORMANCE AND TO MINIMIZE FALSE ALARMS.
13. VISUAL DEVICES SHOULD NOT EXCEED 2 FLASHES PER SECOND AND SHOULD NOT BE SLOWER THAN 1 FLASH EVERY SECOND. THE DEVICE SHALL HAVE A PULSING LIGHT SOURCE NOT LESS THAN 15 CANDELA VISUAL DEVICES WITHIN 55' FROM EACH OTHER SHALL BE SYNCHRONIZED.
14. UNDERGROUND AND EXTERIOR CONDUIT TO HAVE WATERTIGHT FITTINGS AND WIRE TO BE APPROVED FOR WET LOCATIONS.
15. ALL FIRE ALARM WIRING SHALL BE FLP OR FPLP (FIRE POWER LIMITED OR FIRE POWER LIMITED PLENUM) AS REQUIRED FOR APPLICATION. WIRING IN CONDUIT ABOVE GROUND MAY BE THIN OR THWN.
16. PER CEC STANDARDS, ALL WIRING IS TO BE PULLED THROUGH EACH JUNCTION BOX AND CONNECTED DIRECTLY TO EACH FIRE DEVICE. DO NOT SPLICE THE WIRE. ALL BOXES TO BE SIZED PER CEC.
17. SMOKE DETECTORS SHALL BE NOT CLOSER THAN 1" FROM SPRINKLERS OR 3' FROM ANY SUPPLY DIFFUSER. IN AREA OF CONSTRUCTION OR POSSIBLE DAMAGE/CONTAMINATION OF NEWLY INSTALLED FIRE ALARM DEVICES SHALL BE COVERED UNTIL AREA IS READY TO BE TURNED OVER TO THE OWNER.
18. ALL FIRE ALARM CIRCUITS ARE TO BE IN CONDUIT, SURFACE RACEWAY OR OPEN RUN ABOVE THE CEILINGS, UNDER FLOORS AND IN WALLS IN A NEAT AND PROTECTED MANOR AS INDICATED ON THE DESIGN DOCUMENTS. EXPOSED CIRCUITS ARE ONLY PERMITTED WHEN NOTED AS EXPOSED ON DESIGN DOCUMENTS.
19. FIRE ALARM PANEL, REMOTES, AND COMPONENTS SHALL BE SECURED TO MOUNTING SURFACES PER MANUFACTURERS SPECIFICATIONS. NO DEVICE SHALL EXCEED THE WEIGHT OF 20 LBS. WITHOUT SPECIAL MOUNTING DETAILS.
20. A DEDICATED BRANCH CIRCUIT SHALL BE PROVIDED FOR FIRE ALARM EQUIPMENT. THIS CIRCUIT SHALL BE ENERGIZED FROM A COMMON USE AREA PANEL AND SHALL HAVE OTHER OUTLETS. THE BREAKER SHALL HAVE A RED LOCKING DEVICE TO BLOCK THE HANDLE IN THE "ON" POSITION. THE CIRCUIT BREAKER SHALL BE LABELED "FIRE ALARM CIRCUIT CONTROL". CIRCUIT ID TO BE LABELED AT FIRE PANEL/EXPANDERS.
21. THE INSTALLER CONTRACTOR SHALL PROVIDE A RECORD OF COMPLETION PER NFPA 72, FIGURE 10.18.2.1.1.
22. CONTROL PANELS, REMOTE ANNUNCIATORS SHALL BE MOUNTED WITH THE TOP OF THE CONTROL DEVICE OR KEYPAD TO BE A MAXIMUM OF 48".
23. THE INSTALLING CONTRACTOR SHALL PROVIDE SYSTEM PROGRAMMING FOR SUPERVISORY MONITORING PER CBC SECTION 901.6.2.
24. SUPERVISORY MONITORING SHALL BE TESTED AND VERIFIED AS SENDING CORRECT SIGNALS IN CONJUNCTION WITH FINAL ACCEPTANCE TEST.
25. OWNER SHALL BE RESPONSIBLE FOR ESTABLISHING A FIRE SYSTEM MONITORING CONTRACT OR PROVISIONS.
26. THE FIRE ALARM SYSTEM SHALL CONFORM TO 2016 CALIFORNIA ELECTRICAL CODE (CEC) ARTICLE 760 AND 2016 CALIFORNIA FIRE CODE (CFC) SECTION 907.
27. PROVIDE CALIFORNIA STATE FIRE MARSHAL LISTING NUMBERS FOR EACH COMPONENT OF THE SYSTEM INCLUDING MANUFACTURE CUT SHEETS FOR REVIEW.
28. BEFORE REQUESTING FINAL APPROVAL OF THE INSTALLATION THE INSTALLING CONTRACTOR SHALL FURNISH A WRITTEN STATEMENT TO THE DSA PROJECT INSPECTOR TO THE EFFECT THAT THE SYSTEM HAS BEEN INSTALLED AND TESTED IN ACCORDANCE WITH THE 2016 NFPA 72 SECTION 14.4.1
29. UPON COMPLETION OF THE INSTALLATION OF THE FIRE ALARM SYSTEM, A SATISFACTORY TEST OF THE SYSTEM SHALL BE MADE IN THE PRESENCE OF THE DSA PROJECT INSPECTOR.
30. PROVED A RECORD OF COMPLETION PER CBC 90.7.2
31. AUTOMATIC FIRE ALARM SYSTEM SHALL TRANSMIT THE ALARM, SUPERVISORY AND TROUBLE SIGNALS TO AN APPROVED SUPERVISING STATION VIA DACT (GAMEWELL E-3) AS REQUIRED BY NFPA 72 AND CBC 907.6.5.2. SUPERVISING STATION SHALL BE LISTED AS EITHER UUXF OR UUIS BY UL OR SHALL MEET THE REQUIREMENTS OF FM STANDARDS 3011
32. TEST, INSPECTION AND MAINTENANCE SHALL COMPLY WITH NFPA 72 CHAPTER 14 REQUIREMENTS.
33. EACH BUILDING TO BE A SEPARATE SPEAKER ZONE. (CFC 907.63).

GENERAL PROJECT NOTES

1. INSTALL AND CONNECT A CODE SIZED INSULATED OR BARE COPPER GROUNDING CONDUCTOR IN ALL POWER SYSTEM BRANCH CIRCUITS AND FEEDERS.
2. MOUNTING HEIGHTS SHOWN ARE FROM FINISHED FLOOR TO THE CENTERLINE OF THE DEVICE. ALL MOUNTING HEIGHTS SHALL BE AS SHOWN ON THE SYMBOLS LIST UNLESS OTHERWISE NOTED ON THE PLANS OR IN THE SPECIFICATIONS.
3. FURNISH AND INSTALL ALL PANEL BOARDS WITH CIRCUIT BREAKERS AS SHOWN ON PANEL SCHEDULES.
4. DO NOT INSTALL FIRE ALARM, TELEPHONE, AND / OR POWER OUTLETS BACK TO BACK IN STUD WALLS.
5. CONTRACTOR IS RESPONSIBLE TO SUBMIT REVISED LAYOUT OF EQUIPMENT FOR WRITTEN APPROVAL BY ENGINEER IF PROPOSED INSTALLATION LAYOUT DIFFERS FROM CONSTRUCTION DOCUMENTS. SUBMISSION MUST BE APPROVED PRIOR TO RELEASE OF ORDER FOR EQUIPMENT AND PRIOR TO INSTALLATION.
6. THE CONTRACTOR SHALL VISIT THE JOBSITE AND VERIFY ALL EXISTING CONDITIONS BEFORE BIDDING AND SHALL INCLUDE IN THE BID THE NECESSARY COSTS TO CONSTRUCT THIS PROJECT IN ACCORDANCE WITH THE ELECTRICAL DRAWINGS, SPECIFICATIONS AND ALL APPLICABLE CODES
7. ALL ELECTRICAL AND FIRE ALARM SYSTEM MATERIALS AND EQUIPMENT SHALL BE LISTED BY UNDER WRITERS LABORATORIES AND BEAR THEIR LABEL.
8. CONTRACTOR SHALL REMOVE ALL LEFT OVER CONDUIT, WIRE, SCRAPS, ETC. AND LEAVE PREMISES CLEAN AND FREE OF TRASH OR DEBRIS RESULTING FROM HIS WORK.
9. CONTRACTOR SHALL REPORT TO THE OWNER'S ENGINEER ANY OBSERVATIONS OF CONDITIONS WHICH ARE DISCOVERED IN THE BUILDING WHICH WOULD PREVENT THE CORRECT INSTALLATION OF THE ELECTRICAL SYSTEM.
10. RECONNECT EXISTING DEVICES WHOSE CIRCUITS HAVE BEEN INTERRUPTED BY DEMOLITION BY PROVIDING NEW CONNECTIONS TO ANOTHER EXISTING DEVICE OR PANEL. VERIFY CIRCUIT LOADINGS ON EXISTING CIRCUIT.
11. WHEN A DEVICE IS REMOVED FROM AN EXISTING WALL WHICH WILL REMAIN, PATCH WALL TO MATCH EXISTING OR NEW FINISH.
12. WHERE ADDITIONAL CIRCUITS ARE NEEDED IN PANEL, PROVIDE NEW CIRCUIT BREAKERS TO MATCH EXISTING IN EXISTING SPACES AS REQUIRED.
13. WHERE EXISTING TO BE REMOVED ELECTRICAL OR FIRE ALARM SYSTEM DEVICES ARE SHOWN, THE CONTRACTOR SHALL ALSO REMOVE ALL CONDUCTORS SERVING THE DEVICE. ABANDON ALL UNUSED DEVICE BOXES AND CONDUITS. ABANDONED CONDUITS AND BOXES CAN BE RE-USED TO PULL NEW CONDUCTORS THROUGH FOR SERVICE TO DEVICES DOWNSTREAM. DO NOT SPLICE IN ABANDONED DEVICE BOXES.
14. DRAWINGS INDICATE GENERAL ARRANGEMENT OF SYSTEMS AND WORK. FOLLOW DRAWINGS IN LAYING OUT WORK AND CHECK DRAWINGS OF OTHER TRADES TO VERIFY SPACE CONDITIONS. FINAL LOCATIONS SHALL BE ADJUSTED TO MEET FIELD CONDITIONS AND THE INSPECTOR.
15. PRIOR TO COMMENCING TRENCHING OPERATIONS, CONTACT THE UTILITIES UNDERGROUND SERVICE ALERT BUREAU AND DETERMINE THE EXACT LOCATION OF ANY EXISTING UTILITY LINES WHICH MIGHT BE DAMAGED DURING THE INSTALLATION OF THIS WORK. HAND TRENCH, BACKFILL AND COMPACT IN AREAS OF EXISTING UTILITY LINES TO AVOID DAMAGE TO SAME.
16. SIZE PULLBOXES TO MINIMUM CODE REQUIREMENTS. OBTAIN THE ARCHITECTS APPROVAL OF ANY PULLBOX(ES) ADDED TO FACILITATE THE INSTALLATION OF CONDUITS SHOWN ON THE PLANS.
17. CONDUIT ROUTING (WHERE SHOWN) IS ESSENTIALLY DIAGRAMMATIC. CONTRACTOR SHALL LAYOUT RUNS TO SUIT FILED CONDITIONS AND THE COORDINATION REQUIREMENTS OF OTHER TRADES.
18. ALL CONDUIT AND RACEWAY PENETRATIONS THROUGH FIRE RATED WALLS AND FLOORS SHALL BE SEALED TO MAINTAIN THE FIRE SEPARATION RATING.
19. ALL CONDUITS CROSSING EXPANSION JOINTS SHALL BE PROVIDED WITH EXPANSION/DEFLECTION FITTINGS.
20. INSTALL A POLYETHYLENE PULLING ROPE IN ALL EMPTY CONDUITS.
21. ALL NEW AND REPLACEMENT SPEAKER / SPEAKER STROBE BACK-BOXES SHALL BE 5" X 2 7/8" MINIMUM.

FIRE ALARM

- ② SMOKE DETECTOR INITIATING DEVICE, CEILING MOUNTED ON FLUSH OR SURFACE JUNCTION BOX
- ② SMOKE DETECTOR INITIATING DEVICE, STRUCTURE MOUNTED ABOVE SUSPENDED CEILING TO SURFACE JUNCTION BOX.
- ② SMOKE DETECTOR INITIATING DEVICE, DUCT-MOUNTED TYPE WITH SAMPLING TUBE, LOCATED TO SUPPLY AIR FANS 3000cfm AND LARGER
- ② SMOKE DETECTOR INITIATING DEVICE, IN-DUCT MOUNTED TYPE AT, DUCTED FSD'S.
- ② BT PROJECTED BEAM SMOKE DETECTOR INITIATING DEVICES TO INCLUDE TRANSMITTER, RECEIVER AND REMOTE INDICATOR STATION, WALL OR PENDANT MOUNTED IN FLUSH OR SURFACE JUNCTION BOX AS NOTED ON PLANS. BT-BEAM TRANSMITTER, BR-BEAM RECEIVER.
- ④ HEAT DETECTOR INITIATING DEVICE, CEILING MOUNTED ON FLUSH OR SURFACE JUNCTION BOX.
- ④ HEAT DETECTOR INITIATING DEVICE, STRUCTURE MOUNTED ABOVE SUSPENDED CEILING TO SURFACE JUNCTION BOX.
- ④ MANUAL PULL STATION INITIATING DEVICE, WALL MOUNTED AT +48" UON.
- ④ MOTOR OPERATED FIRE/SMOKE DAMPER FSD, NEC SYMBOL DENOTES INTERFACE FOR POWER, CONTROL, AND POSSIBLY MONITORING CONNECTIONS FROM FIRE ALARM SYSTEM. ALSO INCLUDES LOCAL POWER DISCONNECT MEANS. 'ES' BY FSD IMPLIES END SWITCH CONNECTIONS FOR MONITORING BOTH OPEN AND CLOSED POSITIONS. ADJACENT NUMBER INDICATES QUANTITY OF ACTUATORS AND END SWITCH GROUPS REQUIRING CONNECTION PER FSD, IF MORE THAN 1.
- SPRINKLER SYSTEM WATER FLOW SWITCH, NEC SYMBOL DENOTES INTERFACE FOR MONITORING CONNECTION FROM FIRE ALARM SYSTEM.
- ⊗ SPRINKLER SYSTEM TAMPER SWITCH, NEC SYMBOL DENOTES INTERFACE FOR MONITORING CONNECTION FROM FIRE ALARM SYSTEM.
- ⊗ SPRINKLER SYSTEM POST INDICATING VALVE PIV, NEC SYMBOL DENOTES INTERFACE FOR MONITORING CONNECTION FROM FIRE ALARM SYSTEM. INCLUDE A REMOTE MOUNTED ADDRESSABLE MONITORING MODULE AT PIV.
- IM REMOTE MOUNTED, ADDRESSABLE ISOLATION MODULE.
- CM REMOTE MOUNTED, ADDRESSABLE CONTROL MODULE.
- SM REMOTE MOUNTED SINGLE INPUT, ADDRESSABLE, MONITORING MODULE FOR INITIATING CIRCUIT CONNECTION.
- DM REMOTE MOUNTED DUAL INPUT, ADDRESSABLE, MONITORING MODULE FOR INITIATING CIRCUIT CONNECTION.
- CR REMOTE MOUNTED PROGRAMMABLE CONTROL RELAY MODULE FOR ADDRESSABLE CONTROL.
- DPS DIFFERENTIAL PRESSURE SWITCH, NEC SYMBOL DENOTES INTERFACE FOR MONITORING CONNECTION FROM FIRE ALARM SYSTEM TO ANNUNCIATE FAN OPERATION. INCLUDE A REMOTE MOUNTED ADDRESSABLE MONITORING MODULE AT EACH LOCATION.
- EQ END-OF-LINE RESISTOR.
- PS AIR PRESSURE SWITCH FOR PRE ACTION SPRINKLER SYSTEMS, NEC SYMBOL DENOTES INTERFACE FOR MONITORING CONNECTION FROM FIRE ALARM SYSTEM. INCLUDE A REMOTE MOUNTED ADDRESSABLE MONITORING MODULE AT EACH LOCATION.
- ⊕ MAGNETIC TYPE DOOR HOLD OPEN/RELEASE DEVICE, WALL MOUNTED, NEC SYMBOL DENOTES INTERFACE FOR POWER AND CONTROL CONNECTIONS FROM FIRE ALARM SYSTEM.
- ⊕ AUDIBLE NOTIFICATION APPLIANCE, WALL MOUNTED, 6" BELOW CEILING OR +80" AFF, WHICHEVER IS LOWER.
- ⊕ VISIBLE NOTIFICATION APPLIANCE, WALL MOUNTED, 6" BELOW CEILING OR +80" AFF, WHICHEVER IS LOWER. NUMBER ASSOCIATED WITH 'w' REPRESENTS CANDELA RATING OF STROBE.
- ⊕ AUDIBLE/VISIBLE NOTIFICATION APPLIANCE, WALL MOUNTED, 6" BELOW CEILING OR +80" AFF, WHICHEVER IS LOWER. NUMBER ASSOCIATED WITH 'w' REPRESENTS CANDELA RATING OF STROBE.
- ⊕ AUDIBLE NOTIFICATION APPLIANCE, CEILING MOUNTED IN FLUSH BACK BOX.
- ⊕ VISIBLE NOTIFICATION APPLIANCE, CEILING MOUNTED IN FLUSH BACK BOX. NUMBER ASSOCIATED WITH 'w' REPRESENTS CANDELA RATING OF STROBE.
- ⊕ AUDIBLE/VISIBLE NOTIFICATION APPLIANCE, CEILING MOUNTED IN FLUSH BACK BOX. NUMBER ASSOCIATED WITH 'w' REPRESENTS CANDELA RATING OF STROBE.
- ⊕ REMOTE 2-WAY COMMUNICATION STATION, MOUNTED +42" AFF.
- RANN REMOTE ANNUNCIATOR
- ANSUL FIRE SUPPRESSION CONTROL UNIT - KITCHEN HOOD

CONVENTIONS

- ① NUMBERED NOTE, APPLIES TO ALL DRAWINGS.
- ① NUMBERED SHEET NOTE, APPLIES TO DRAWING CONTAINING NOTES ONLY.
- ① OVERCURRENT PROTECTIVE DEVICE SPACE IDENTIFICATION TAG. REFERS TO LOCATION OF PROTECTIVE OR CONTROL DEVICE WITHIN SWITCHBOARDS, DISTRIBUTION BOARDS, MOTOR CONTROL CENTERS, ETC.
- (NAME) EQUIPMENT IDENTIFICATION TAG: ITEM FURNISHED AND INSTALLED UNDER ANOTHER SECTION AND WIRED UNDER THIS SECTION.
- P2 CABLE AND/OR RACEWAY TAG, FUNCTION AS NOTED BELOW:
P = POWER T = TELEPHONE C = COMMUNICATION
- 2004 FEEDER SIZE. REFER TO FEEDER SCHEDULE.
- DETAIL REFERENCE:
A E-901 SHEET NUMBER
DETAIL DESIGNATION
- 2,F3 FIXTURE IDENTIFICATION TAG:
FIXTURE TYPE
QUANTITY

FIRE ALARM SYSTEM DESCRIPTION

SCOPE OF THIS PROJECT IS TO REPLACE THE EXISTING FIRE ALARM SYSTEM WITH A NEW GAMEWELL VOICE EVACUATION SYSTEM. ALL EXISTING PATHWAY, AND DEVICE BOXES SHALL BE REUSED WHERE POSSIBLE. NEW PATHWAY WILL BE PROVIDED IN AREAS WHERE CABLE CAN NOT BE CONCEALED ABOVE CEILING. CABLE ABOVE CEILING WHEN NOT IN EXISTING CONDUIT WILL BE FREE AIR. NEW DEVICE BOXES WILL BE PROVIDED WHERE THE EXISTING BACK BOXES CAN NOT BE RE-USED OR ARE NOT LOCATED IN THE PROPER LOCATION OF THE NEW DEVICE. ALL SPEAKER CABLE AND COMPONENTS WILL BE NEW.

THIS PROJECT IS TO REPLACE EXISTING FIRE ALARM CONTROL UNIT AND DEVICES AS SHOWN ON PLANS.

FIRE ALARM SYSTEM: CLASS B
IDC: CLASS B
SLC CIRCUIT: CLASS B
NOTIFICATION CIRCUIT: CLASS B

SYMBOLS LIST

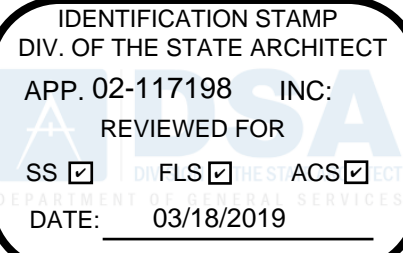
SOME OF THESE SYMBOLS SHOWN MAY NOT BE USED ON THIS PROJECT

ABBREVIATIONS

A	AMPERES	IWH	INSTANTANEOUS OR POINT OF USE WATER HEATER
AFI	ARC FAULT CIRCUIT INTERRUPTER	LCP	LIGHTING CONTROL PANEL
AF	AMPERE OVERCURRENT FRAME SIZE (WHEN APPLIED TO CIRCUIT BREAKERS) OR AMPERE FUSE SIZE (WHEN APPLIED TO FUSES)	MBGB	MAIN BUILDING GROUND BUS
AFB	ABOVE FINISHED FLOOR	MCB	MAIN CIRCUIT BREAKER
AIC	ASYMMETRIC INTERRUPTING CURRENT	MCC	MOTOR CONTROL CENTER
AL	ALUMINUM	MLO	MAIN LUGS ONLY
AT	AMPERE OVERCURRENT TRIP (WHEN APPLIED TO CIRCUIT BREAKERS)	MT	EMPTY
ATS	AUTOMATIC TRANSFER SWITCH	MTS	MANUAL TRANSFER SWITCH
BAS	BUILDING AUTOMATION SYSTEM	MW	MIRCOWAVE
BPS	BOLTED PRESSURE CONTACT SWITCH	(N)	NEW
C	CONDUIT	NC	NORMALLY CLOSED
CCTV	CLOSED CIRCUIT TELEVISION	NF	NON-FUSED
CEC	CALIFORNIA ELECTRICAL CODE	NIEC	NOT IN ELECTRICAL CONTRACT
CL	CURRENT LIMITING CIRCUIT BREAKER OR FUSE	NO	NORMALLY OPEN
CP	CIRCULATION PUMP	NTS	NOT TO SCALE
CT	CURRENT TRANSFORMER	OC	ON CENTER
CU	COPPER	OCFC	OWNER FURNISHED CONTRACTOR INSTALLED
DF	DRINKING FOUNTAIN	PDZ	PRIMARY DAYLIGHT ZONE
DW	DISH WASHER	PNL	PANEL
(E)	EXISTING TO REMAIN	PT	POTENTIAL TRANSFORMER
EC	ELECTRICAL CONTRACTOR	PVC	POLYVINYL CHLORIDE
EF	EXHAUST FAN	RF	REFRIGERATOR
EP	EXPLOSION PROOF	(R)	EXISTING TO BE REMOVED
EPO	EMERGENCY POWER OFF	(RR)	REMOVE AND RELOCATE
EMCS	ENERGY MANAGEMENT CONTROLS SYSTEM	RGB	REFERENCE GROUND BUS
EMT	ELECTRICAL METALLIC TUBING	RSC	RIGID STEEL CONDUIT
ETD	EMERGENCY TRANSFER DEVICE	SAD	SEE ARCHITECTURAL DRAWINGS
EWH	ELECTRIC WATER HEATER	TC	TIME CLOCK
F	FUSED	TP	TWISTED-PAIR
(F)	FUTURE	SDZ	SECONDARY DAYLIGHT ZONE
FACP	FIRE ALARM CONTROL PANEL	SPD	SURGE PROTECTION DEVICE
FFCP	FIREMAN'S FAN CONTROL PANEL	TX	TRANSFORMER
FLA	FULL LOAD AMPERES	TYP	TYPICAL
FMC	FLEXIBLE METAL CONDUIT	UON	UNLESS OTHERWISE NOTED
FSD	FIRE/SMOKE DAMPER	UPS	UNINTERRUPTIBLE POWER SUPPLY
FRAP	FIREMAN'S REMOTE ANNUNCIATOR PANEL	UR	UNDERCOUNTER REFRIGERATOR
G	GROUND	V	VOLTS
GB	GROUND BUS	VFA	VOLTS-AMPS
GD	GARBAGE DISPOSAL	VD	VARIABLE FREQUENCY DRIVE
GFCI	GROUND FAULT CIRCUIT INTERRUPTER	VM	VENDING MACHINE
GND	GROUND	WAP	WIRELESS ACCESS POINT
GRAP	GENERATOR REMOTE ANNUNCIATOR	WP	WEATHERPROOF
HNC	HOME NETWORK CABINET	ZSP	TWO SPEED
HPC	HIGH PRESSURE CONTACT SWITCH	1Ø	1 PHASE
IMC	INTERMEDIATE METAL CONDUIT	3Ø	3 PHASE
		1P	1 POLE
		2P	2 POLE
		3P	3 POLE
		3W	3 WIRE
		4W	4 WIRE

RACEWAYS

- CONDUIT RUN EXPOSED ON WALL OR CEILING.
- CONDUIT RUN CONCEALED IN SLAB, UNDER SLAB OR UNDERGROUND.
- CONDUIT RUN CONCEALED IN WALL OR ABOVE CEILING.
- CONDUIT HOMERUN, CONTINUOUS RUN TO PANEL OR EQUIPMENT CABINET.
- CONDUIT
- FLEXIBLE METALLIC CONDUIT.
- CONDUIT TURNED UP
- CONDUIT TURNED DOWN.
- CONDUIT CAPPED OR STUBBED WITH INSULATED BUSHINGS.
- CONDUIT SLEEVE, WITH INSULATING BUSHINGS.
- CROSSMARKS ON BRANCH CIRCUIT CONDUIT RUNS INDICATE THE QUANTITY OF CONDUCTORS AS FOLLOWS (GROUND CONDUCTORS ARE NOT NOTED, BUT SHOULD BE INCLUDED IN EVERY CONDUIT WITH POWER CONDUCTORS):
1. NO CROSSMARKS INDICATES TWO #12 AWG CONDUCTORS, UON.
2. THREE TO SIX CROSSMARKS INDICATES THE QUANTITY OF #12 AWG CONDUCTORS, UON.
3. SEVEN OR MORE CROSSMARKS INDICATES THE QUANTITY OF #10 AWG CONDUCTORS, UON.
- ⊕ MULTI-OUTLET TWO PIECE SURFACE RACEWAY: TYPE, DEVICE SPACING AND MOUNTING AS NOTED ON PLANS.
- ⊕ TWO PIECE SURFACE METAL RACEWAY, MOUNTED AS NOTED IN PLANS.
- ⊕ CABLE TRAY, CABLE RUNWAY OR LADDER RACK SUSPENDED FROM STRUCTURE ABOVE. REFER TO PLANS FOR SIZE AND MOUNTING.
- ⊕ FLOOR DUCT



The Engineering Enterprise
CONSULTING ENGINEERS
1305 MARINA VILLAGE PARKWAY
ALAMEDA, CA 94501
(510) 886-8556



**LUIS PARKLANE ELEMENTARY SCHOOL
FIRE ALARM MODERNIZATION
8405 TAM O'SHANTER DR, STOCKTON, CA 95210**

REVISIONS

#	REVISION	DATE

DESIGNER: Designer

SCALE: 12" = 1'-0"

DATE: 12/10/2018

TITLE:
SYMBOLS LIST AND NOTES

DRAWING NO.

E0.00

ERIE DR

PEESKILL DR

TAM O SHANTER DR

NUMBERED SHEET NOTES

1 NEW UNDERGROUND CONDUIT TO BE PROVIDED. 2-2" FROM PULL BOX TO UNIT D.

IDENTIFICATION STAMP
DIV. OF THE STATE ARCHITECT
APP. 02-117198 INC.
REVIEWED FOR
SS ☒ FLS ☒ ACS ☒
DATE: 03/18/2019

The Engineering Enterprise
CONSULTING ENGINEERS
1305 MARINA VILLAGE PARKWAY
ALAMEDA, CA 94501
(530) 886-8556



LUSD PARKLANE ELEMENTARY SCHOOL
FIRE ALARM MODERNIZATION
8405 TAM O'SHANTER DR, STOCKTON, CA 95210

REVISIONS

Revision #	Description	Date
1	DESIGNER	

DESIGNER: Designer

SCALE: 1" = 30'-0"

DATE: 12/10/2018

TITLE:
FIRE ALARM - SITE PLAN

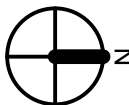
DRAWING NO.

E1.00

FIRE ALARM - SITE PLAN

SCALE: 1" = 30'-0"

A

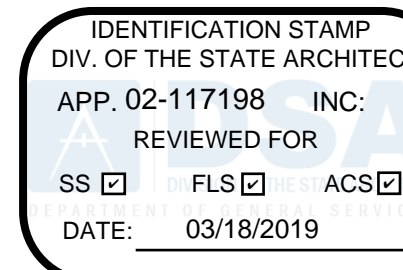


GENERAL SHEET NOTES

1. FIRE ALARM SYSTEM INSTALLATION SHALL COMPLY WITH ALL REQUIREMENTS OF APPLICABLE CODES, STANDARDS AND STATE REGULATIONS.
2. FIRE ALARM CIRCUITS AND CIRCUIT ROUTING ARE SHOWN SCHEMATICALLY FOR CLARITY ILLUSTRATING THE WIRING CONFIGURATION NECESSARY FOR PROPER CIRCUIT SUPERVISION.
3. COORDINATE CEILING MOUNTED FIRE ALARM DEVICE LOCATIONS WITH NEW LIGHT FIXTURES TO AVOID CONFLICTS.
4. DO NOT INSTALL FIRE ALARM DEVICES BACK TO BACK IN STUD WALLS.
5. INSTALL FIRE ALARM CONDUCTORS IN CONDUIT OR METAL SURFACE RACEWAY WHEN IN EXPOSED SPACES. MINIMUM SIZE OF CONDUIT SHALL BE 0.75" UTILIZE WIREMOLD 700 SERIES SURFACE RACEWAY (IN LIEU OF CONDUIT) FOR AREA WHERE CONDUIT CANNOT BE INSTALLED CONCEALED. CABLE ABOVE ACCESSIBLE CEILING CAN BE INSTALLED FREE AIR WHEN USING APPLICABLE CABLE. SUPPORT ALL FREE AIR CABLE EVERY 48" WITH J-HOOKS.
6. ALL SPEAKER, SPEAKER/STROBES SHALL HAVE MINIMUM 0.75" CONDUIT PATHWAYS. USE OF EXISTING 0.5" CONDUIT PATHWAY IS NOT ACCEPTABLE.
7. ENSURE THAT SPEAKER/STROBES ARE MOUNTED IN 5" SQ. X 2 7/8" DEEP BOX, FOR SURFACE MOUNTED DEVICES. FLUSH MOUNTED DEVICES SHALL BE MOUNTED IN THE MANUFACTURES DESIGNATED BACK BOXES, COLOR TO MATCH DEVICE.
8. REFER TO E3.00 FOR RISER DIAGRAMS.
9. CONTRACTOR SHALL PROVIDE 120V DEDICATED RED LOCKING CIRCUIT BREAKER PER FIRE ALARM SYSTEM PANELS PER LOCATION.

NUMBERED SHEET NOTES

- 1] PROVIDE A DEDICATED 120VAC CIRCUIT AND BREAKER. BREAKER SHALL BE PROVIDED WITH A RED CIRCUIT BREAKER LOCK LABELED "FIRE ALARM".
- 2] PROVIDE ISOLATION MODULES FOR EACH SLC RUN TO SEPARATE BUILDINGS.
- 3] PROVIDE SURGE PROTECTION DEVICES FOR ALL POWER-LIMITED FIRE ALARM CIRCUITS EXTENDING BEYOND ONE BUILDING. PROTECTIVE DEVICES SHALL BE PROVIDED AT THE POINT WHERE THE CABLING ENTERS/EXITS THE BUILDING.
- 4] AMPLIFIER CABINET AMP-A SHALL HOUSE AMPLIFIERS 1, 2, & 3.
- 5] PROVIDE ACCESS PANEL FOR (AH) ATTIC HEAT DETECTORS THAT ARE NOT ACCESSIBLE.



The Engineering Enterprise
CONSULTING ENGINEERS
1305 MARINA VILLAGE PARKWAY
ALAMEDA, CA 94501
(530) 886-8556



LUSD PARKLANE ELEMENTARY SCHOOL
FIRE ALARM MODERNIZATION
8405 TAM O'SHANTER DR, STOCKTON, CA 95210

REVISIONS

#	DESCRIPTION	DATE
1	Revision 1	

DESIGNER: Designer

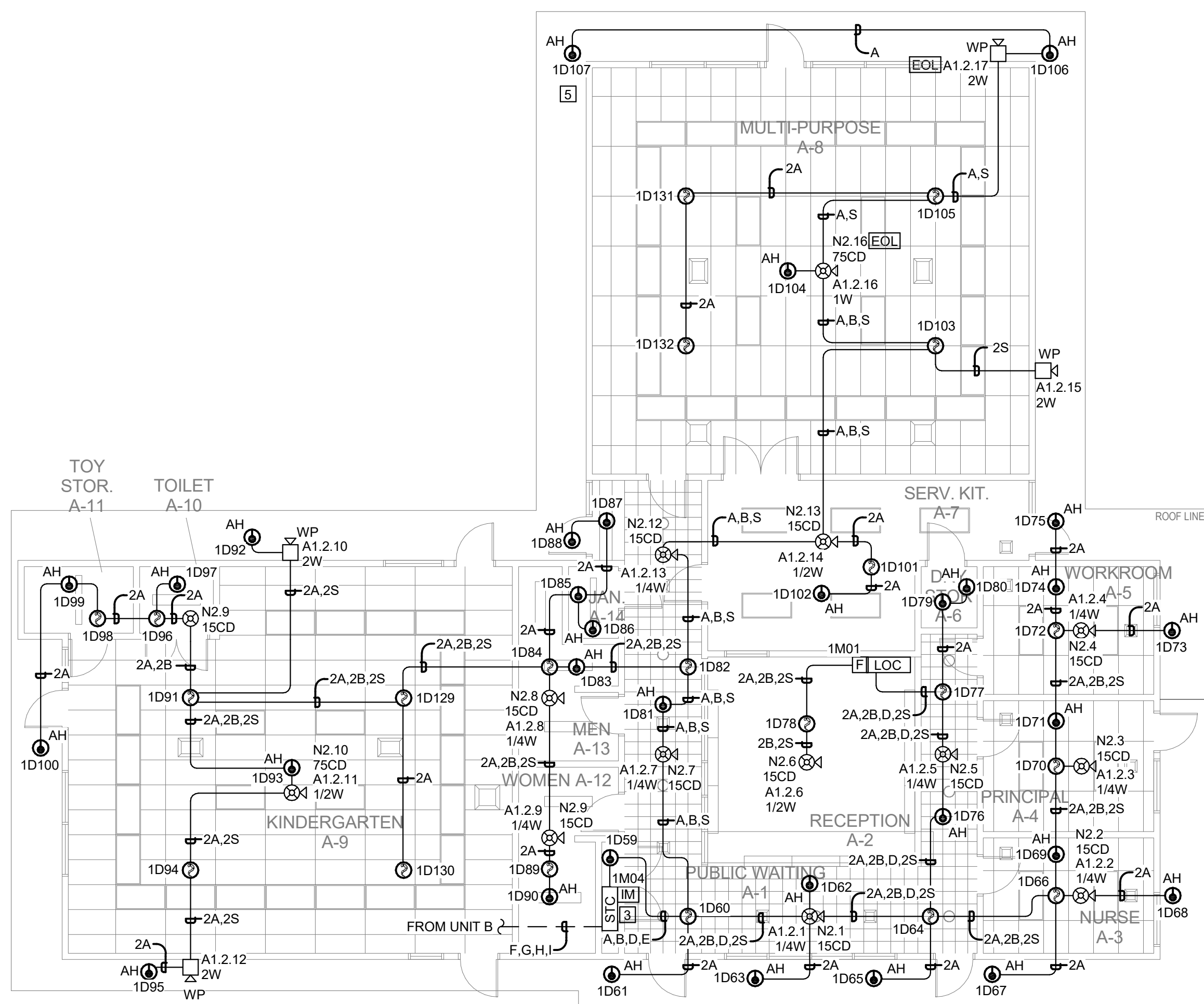
SCALE: 1/8" = 1'-0"

DATE: 12/10/2018

TITLE:
**FIRE ALARM PLAN -
UNITS A & B**

DRAWING NO.

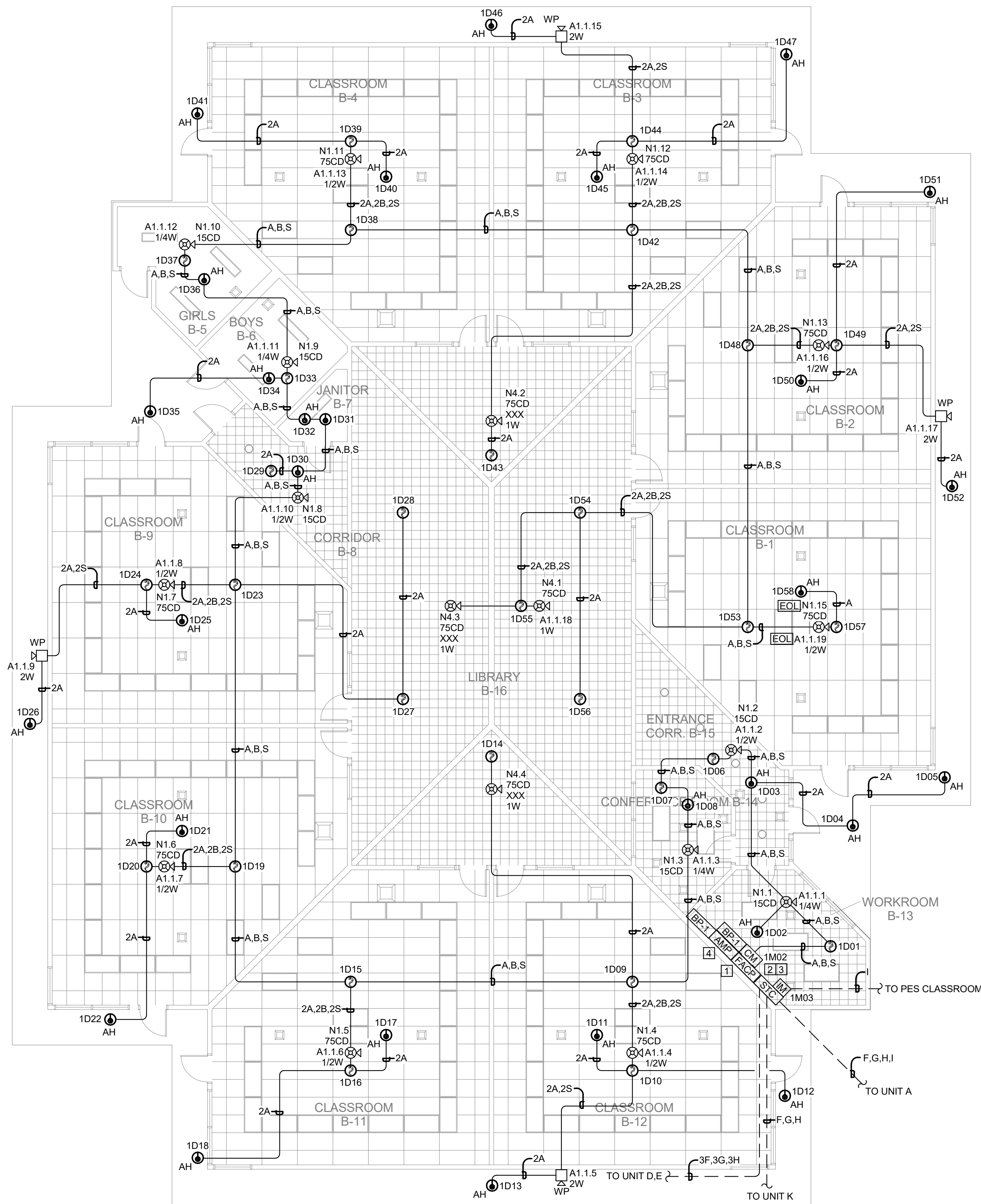
E2.00



1

UNIT A

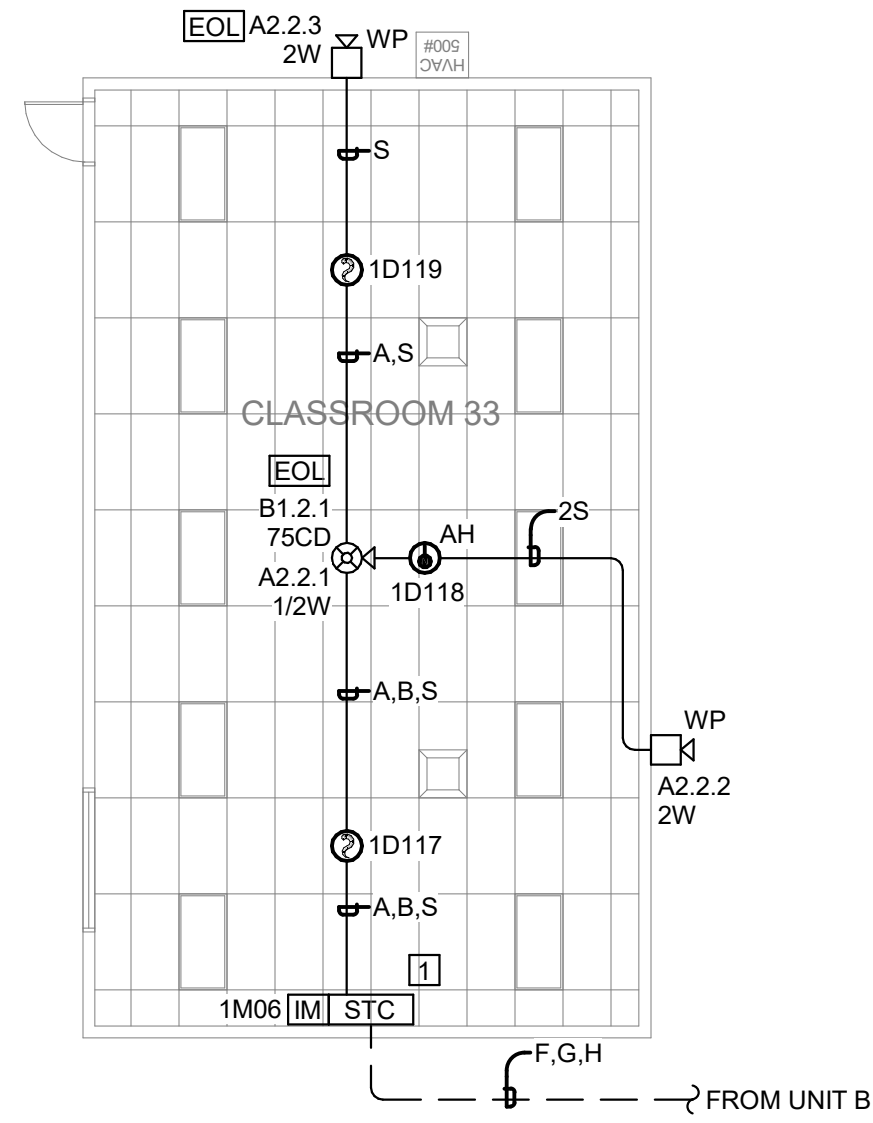
SCALE: 1/8" = 1'-0"



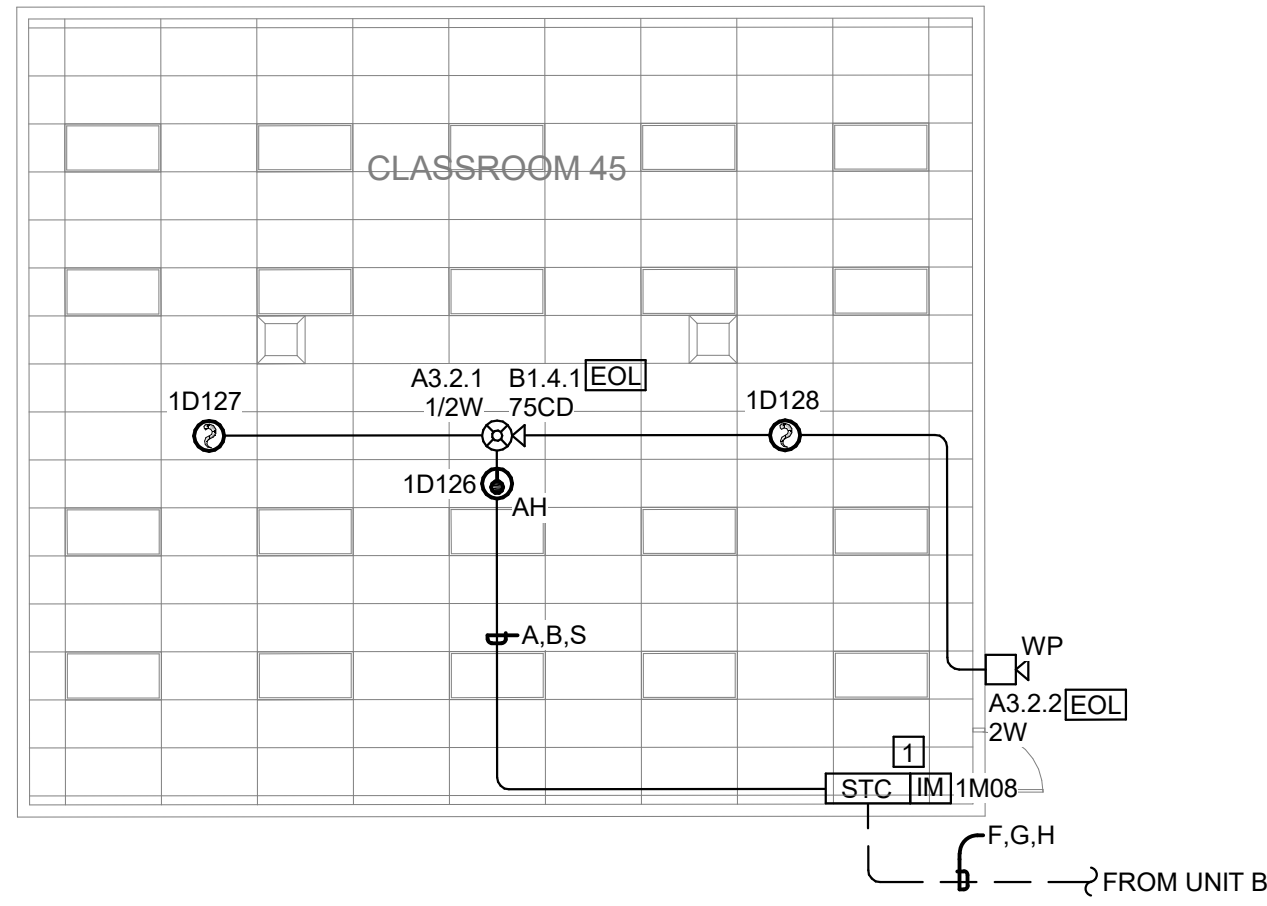
2

UNIT B

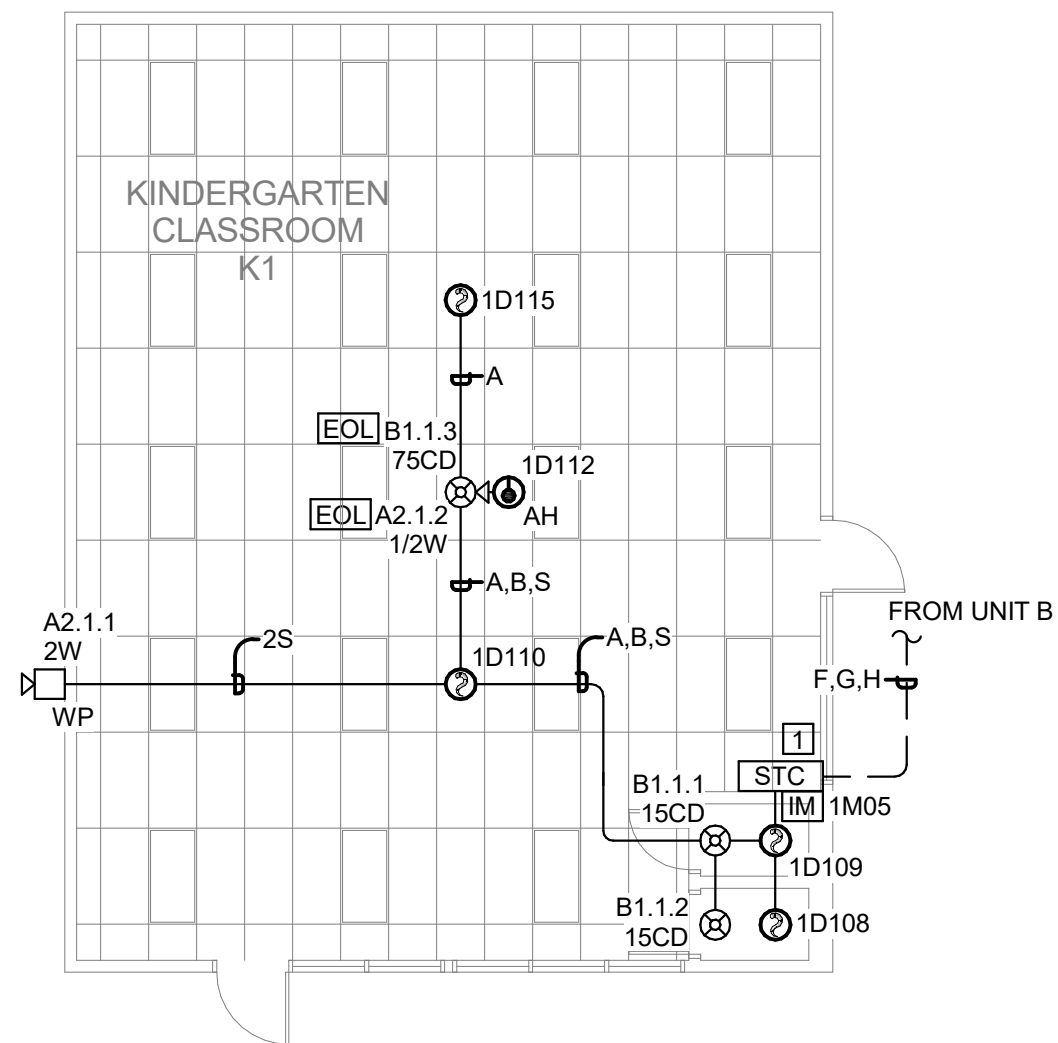
SCALE: 1/8" = 1'-0"



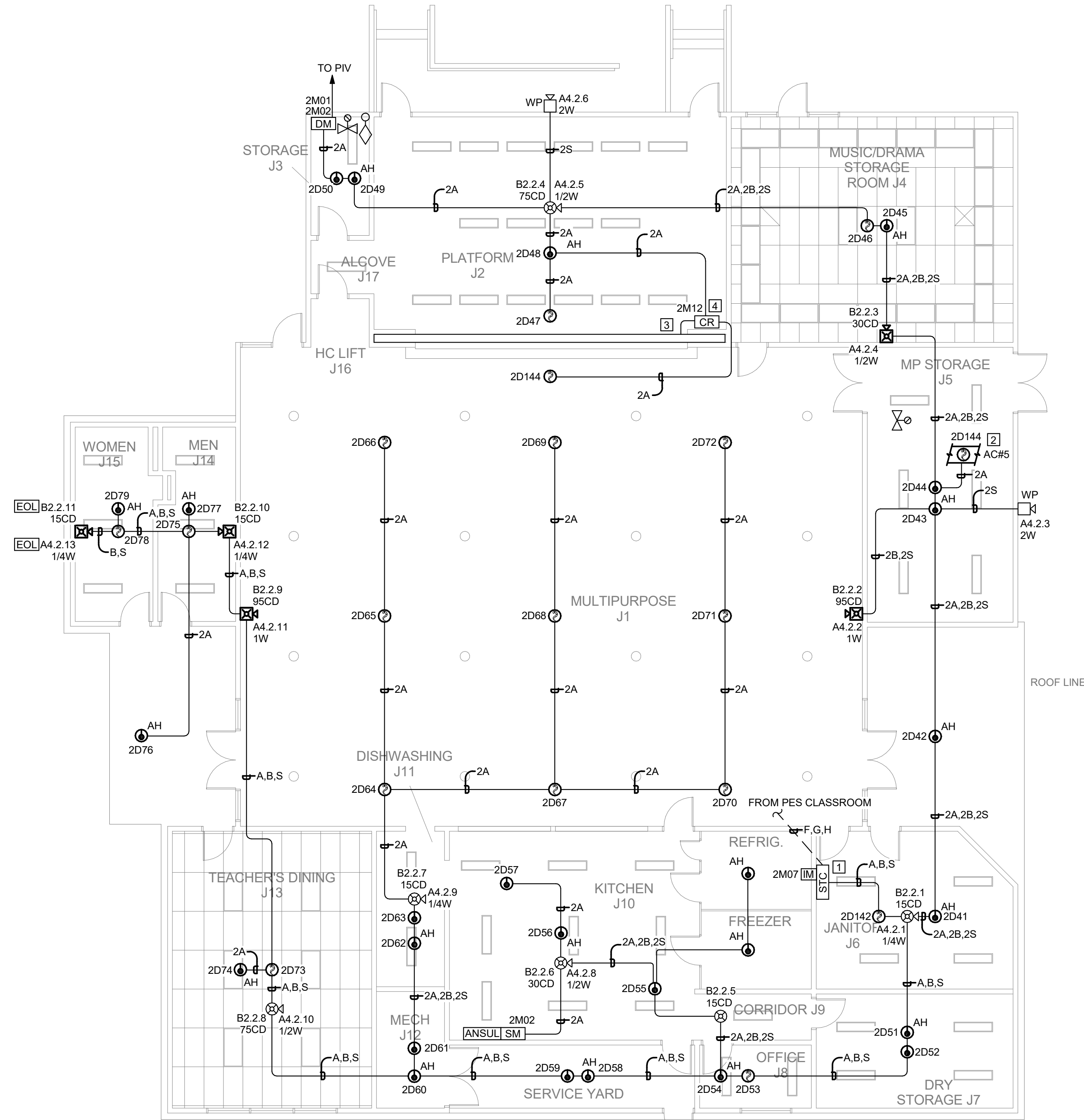
1 UNIT D
SCALE: 1/8" = 1'-0"



2 UNIT E
SCALE: 1/8" = 1'-0"



3 UNIT K
SCALE: 1/8" = 1'-0"



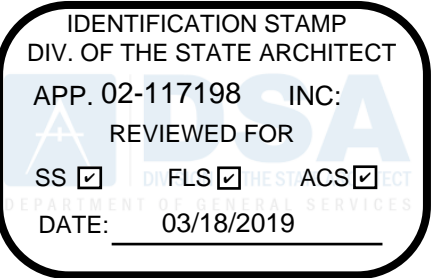
4 UNIT J
SCALE: 1/8" = 1'-0"

GENERAL SHEET NOTES

1. FIRE ALARM SYSTEM INSTALLATION SHALL COMPLY WITH ALL REQUIREMENTS OF APPLICABLE CODES, STANDARDS AND STATE REGULATIONS.
2. FIRE ALARM CIRCUITS AND CIRCUIT ROUTING ARE SHOWN SCHEMATICALLY FOR CLARITY ILLUSTRATING THE WIRING CONFIGURATION NECESSARY FOR PROPER CIRCUIT SUPERVISION.
3. COORDINATE CEILING MOUNTED FIRE ALARM DEVICE LOCATIONS WITH NEW LIGHT FIXTURES TO AVOID CONFLICTS.
4. DO NOT INSTALL FIRE ALARM DEVICES BACK TO BACK IN STUD WALLS.
5. INSTALL FIRE ALARM CONDUCTORS IN CONDUIT OR METAL SURFACE RACEWAY WHEN IN EXPOSED SPACES. MINIMUM SIZE OF CONDUIT SHALL BE 0.75" UTILIZE WIREMOLD 700 SERIES SURFACE RACEWAY (IN LIEU OF CONDUIT) FOR AREA WHERE CONDUIT CANNOT BE INSTALLED CONCEALED. CABLE ABOVE ACCESSIBLE CEILING CAN BE INSTALLED FREE AIR WHEN USING APPLICABLE CABLE. SUPPORT ALL FREE AIR CABLE EVERY 48" WITH J-HOOKS.
6. ALL SPEAKER, SPEAKER/STROBES SHALL HAVE MINIMUM 0.75" CONDUIT PATHWAYS. USE OF EXISTING 0.5" CONDUIT PATHWAY IS NOT ACCEPTABLE.
7. ENSURE THAT SPEAKER/STROBES ARE MOUNTED IN 5" SQ. X 2 7/8" DEEP BOX, FOR SURFACE MOUNTED DEVICES. FLUSH MOUNTED DEVICES SHALL BE MOUNTED IN THE MANUFACTURES DESIGNATED BACK BOXES, COLOR TO MATCH DEVICE.
8. REFER TO E3.00 FOR RISER DIAGRAMS.
9. CONTRACTOR SHALL PROVIDE 120V DEDICATED RED LOCKING CIRCUIT BREAKER PER FIRE ALARM SYSTEM PANELS PER LOCATION.

NUMBERED SHEET NOTES

1. PROVIDE SURGE PROTECTION DEVICES FOR ALL POWER-LIMITED FIRE ALARM CIRCUITS EXTENDING BEYOND ONE BUILDING. PROTECTIVE DEVICES SHALL BE PROVIDED AT THE POINT WHERE THE CABLING ENTERS/EXITS THE BUILDING.
2. RTU DUCT DETECTOR TIE INTO NEAREST SLIC.
3. EXISTING STAGE FIRE CURTAIN.
4. AREA DETECTOR TO INITIATE CONTROL RELAY TO ACTIVATE FIRE CURTAIN CLOSURE.



The Engineering Enterprise
CONSULTING ENGINEERS
1305 MARINA VILLAGE PARKWAY
ALAMEDA, CA 94501
(530) 886-8556



**LUSD PARKLANE ELEMENTARY SCHOOL
FIRE ALARM MODERNIZATION
8405 TAM O'SHANTER DR, STOCKTON, CA 95210**

REVISIONS

#	REVISION	DATE
1	Revision 1	Date 1
2	DESCRIPTION	DATE

DESIGNER: Designer

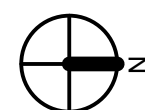
SCALE: 1/8" = 1'-0"

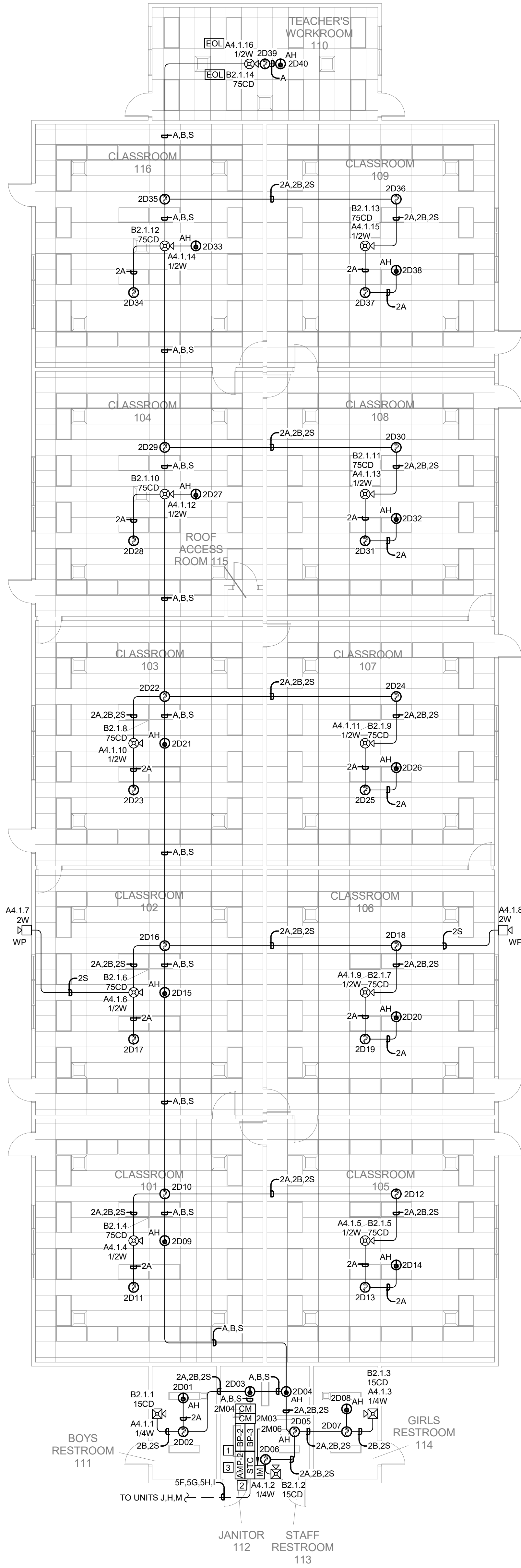
DATE: 12/10/2018

TITLE:
**FIRE ALARM PLAN -
UNITS D, E, J & K**

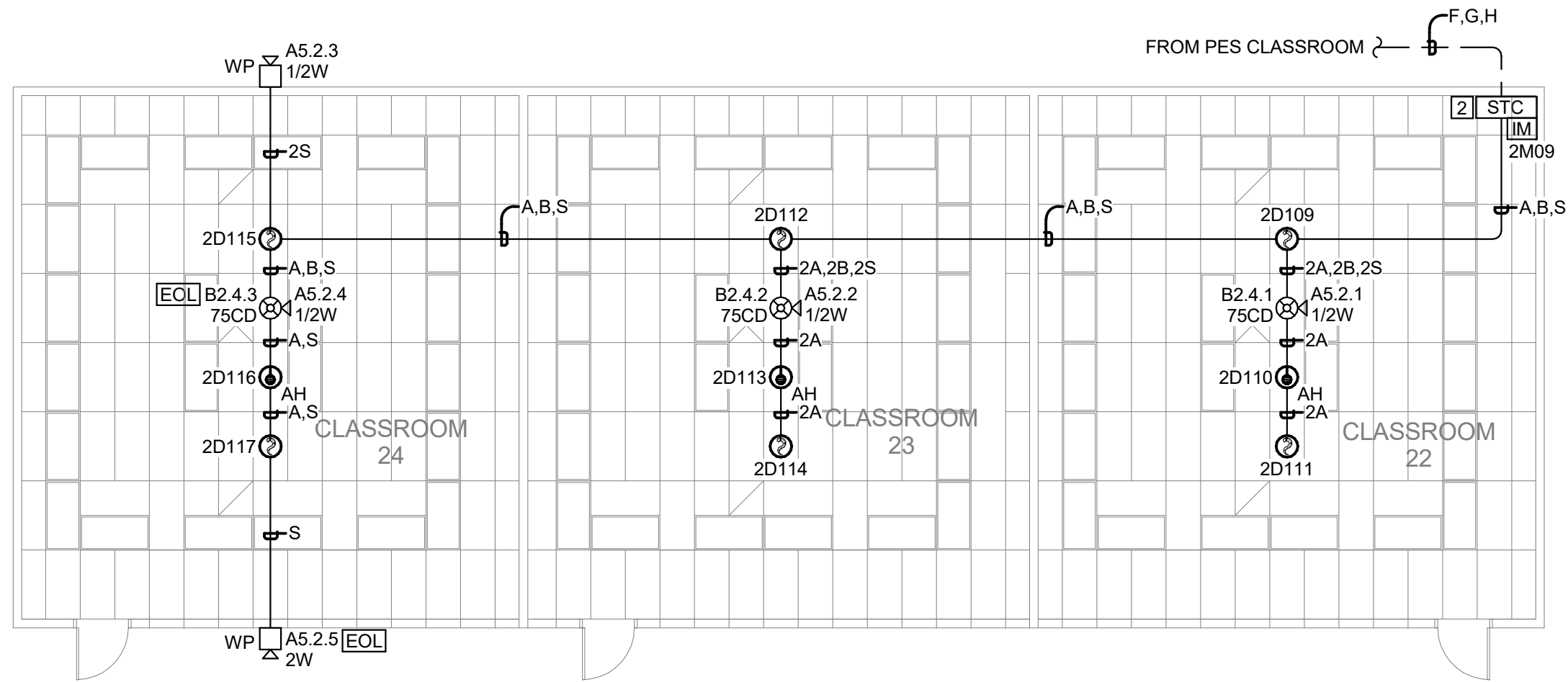
DRAWING NO.

E2.01

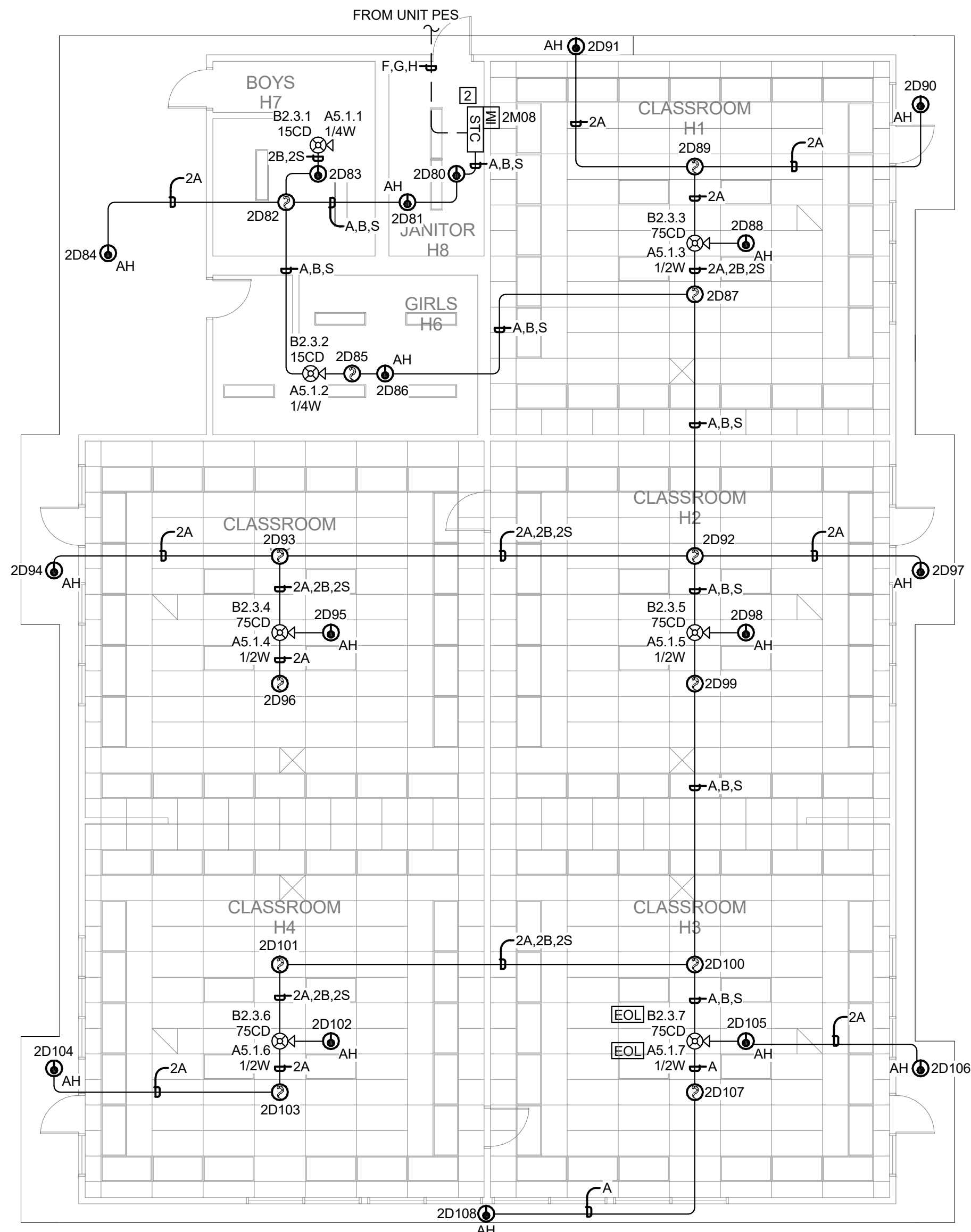




1 UNIT PES
SCALE: 1/8" = 1'-0"



2 UNIT M
SCALE: 1/8" = 1'-0"



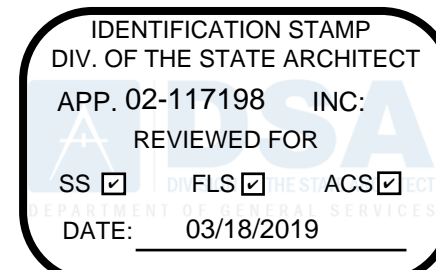
3 UNIT H
SCALE: 1/8" = 1'-0"

GENERAL SHEET NOTES

- FIRE ALARM SYSTEM INSTALLATION SHALL COMPLY WITH ALL REQUIREMENTS OF APPLICABLE CODES, STANDARDS AND STATE REGULATIONS.
- FIRE ALARM CIRCUITS AND CIRCUIT ROUTING ARE SHOWN SCHEMATICALLY FOR CLARITY ILLUSTRATING THE WIRING CONFIGURATION NECESSARY FOR PROPER CIRCUIT SUPERVISION.
- COORDINATE CEILING MOUNTED FIRE ALARM DEVICE LOCATIONS WITH NEW LIGHT FIXTURES TO AVOID CONFLICTS.
- DO NOT INSTALL FIRE ALARM DEVICES BACK TO BACK IN STUD WALLS.
- INSTALL FIRE ALARM CONDUCTORS IN CONDUIT OR METAL SURFACE RACEWAY WHEN IN EXPOSED SPACES. MINIMUM SIZE OF CONDUIT SHALL BE 0.75" UTILIZE WIREMOLD 700 SERIES SURFACE RACEWAY (IN LIEU OF CONDUIT) FOR AREA WHERE CONDUIT CANNOT BE INSTALLED CONCEALED. CABLE ABOVE ACCESSIBLE CEILING CAN BE INSTALLED FREE AIR WHEN USING APPLICABLE CABLE. SUPPORT ALL FREE AIR CABLE EVERY 48" WITH J-HOOKS.
- ALL SPEAKER, SPEAKER/STROBES SHALL HAVE MINIMUM 0.75" CONDUIT PATHWAYS. USE OF EXISTING 0.5" CONDUIT PATHWAY IS NOT ACCEPTABLE.
- ENSURE THAT SPEAKER/STROBES ARE MOUNTED IN 5" SQ. X 2 7/8" DEEP BOX, FOR SURFACE MOUNTED DEVICES. FLUSH MOUNTED DEVICES SHALL BE MOUNTED IN THE MANUFACTURES DESIGNATED BACK BOXES, COLOR TO MATCH DEVICE.
- REFER TO E3.00 FOR RISER DIAGRAMS.
- CONTRACTOR SHALL PROVIDE 120V DEDICATED RED LOCKING CIRCUIT BREAKER PER FIRE ALARM SYSTEM PANELS PER LOCATION.

NUMBERED SHEET NOTES

- NEW AMPLIFIER CABINET AND BOOSTER PANELS SHALL UTILIZE EXISTING DEDICATED 120VAC CIRCUIT AND BREAKER. BREAKER SHALL BE PROVIDED WITH A RED CIRCUIT BREAKER LOCK LABELED "FIRE ALARM".
- PROVIDE SURGE PROTECTION DEVICES FOR ALL POWER-LIMITED FIRE ALARM CIRCUITS EXTENDING BEYOND ONE BUILDING. PROTECTIVE DEVICES SHALL BE PROVIDED AT THE POINT WHERE THE CABLING ENTERS/EXITS THE BUILDING.
- AMPLIFIER CABINET AMP-B SHALL HOUSE AMPLIFIERS 4, 5, & 6.



The Engineering Enterprise
CONSULTING ENGINEERS
1305 MARINA VILLAGE PARKWAY
ALAMEDA, CA 94501
(530) 886-8556



LUSD PARKLANE ELEMENTARY SCHOOL
FIRE ALARM MODERNIZATION
8405 TAM O'SHANTER DR, STOCKTON, CA 95210

REVISIONS

#	REVISION	DATE
1	Revision 1	DATE

DESIGNER: Designer

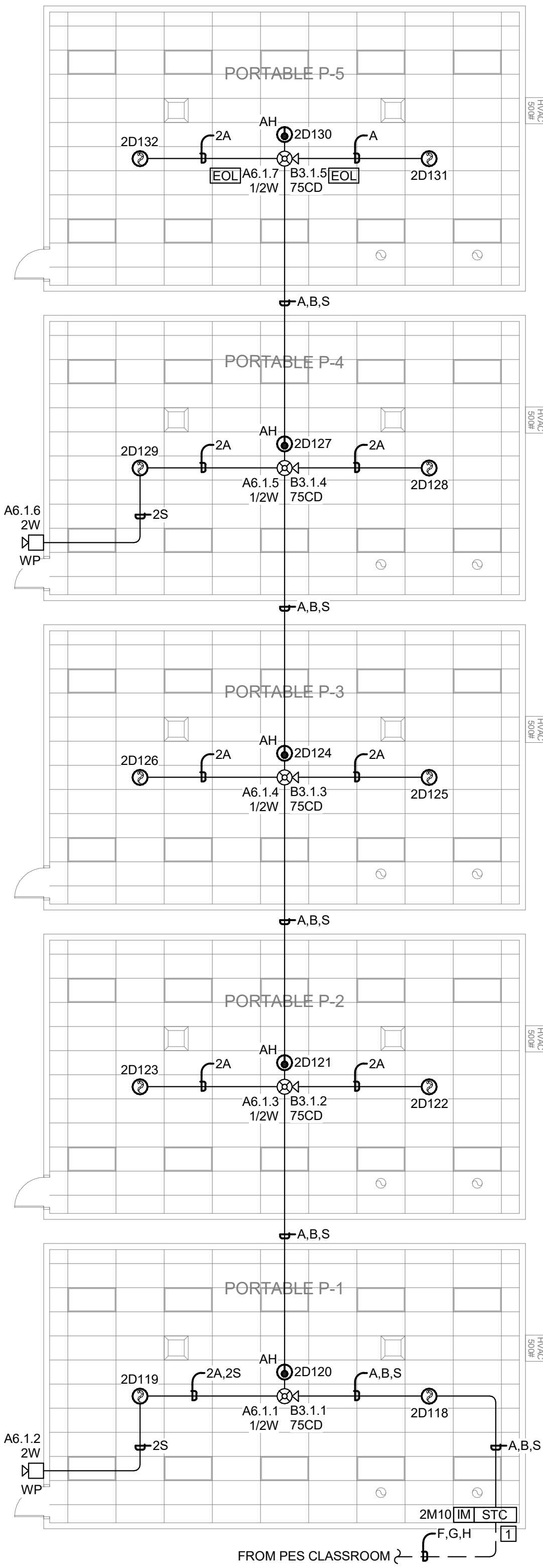
SCALE: 1/8" = 1'-0"

DATE: 12/10/2018

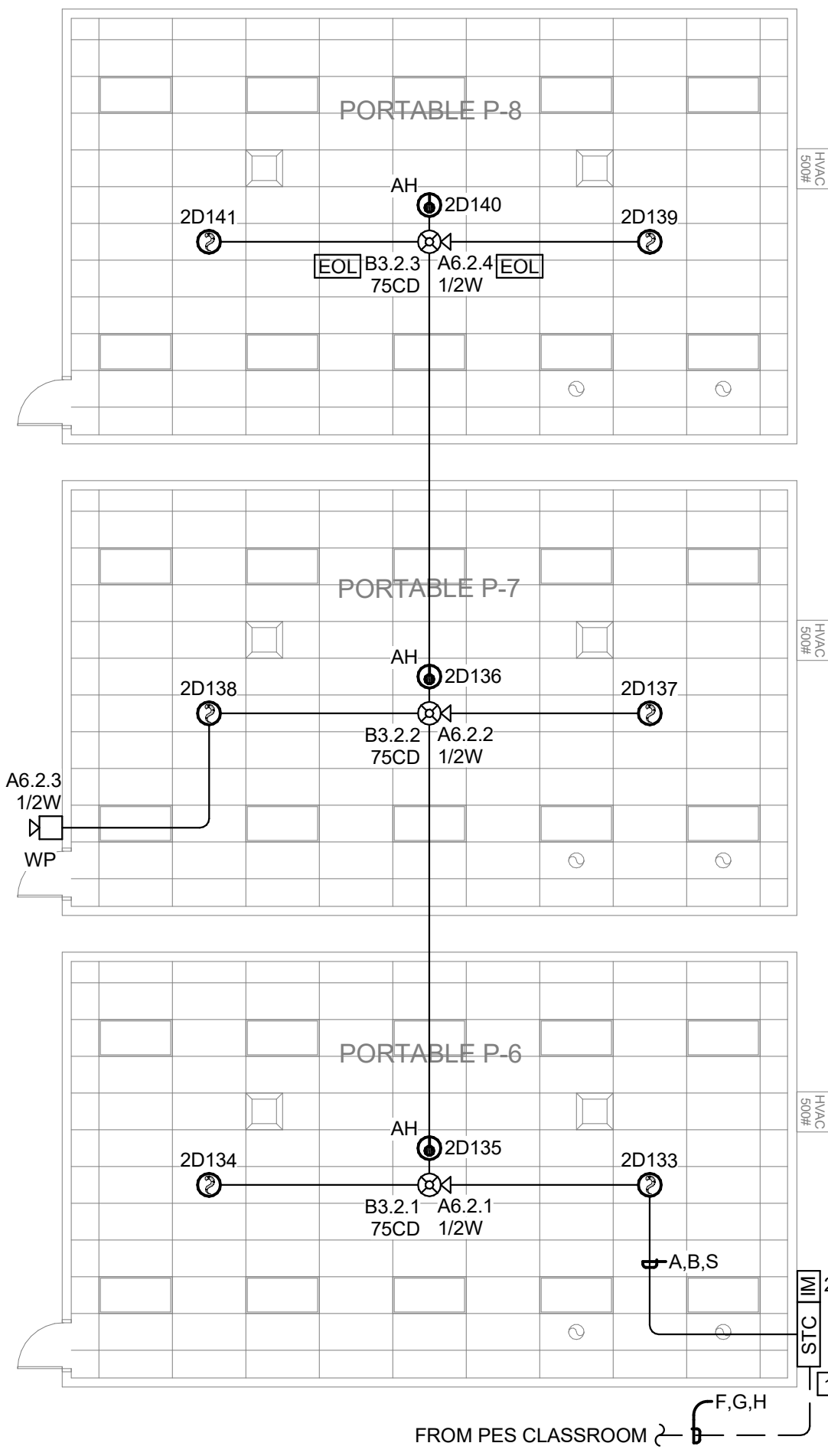
TITLE:
**FIRE ALARM PLAN -
UNITS H, M & PES**

DRAWING NO.

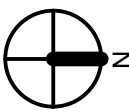
E2.02



1 PORTABLE 1-5
SCALE: 1/8" = 1'-0"



2 PORTABLE 6-8
SCALE: 1/8" = 1'-0"

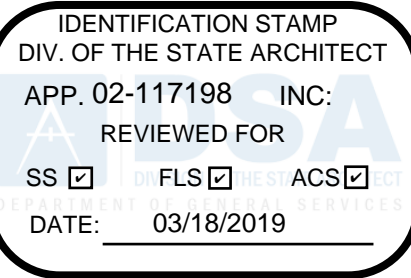


GENERAL SHEET NOTES

1. FIRE ALARM SYSTEM INSTALLATION SHALL COMPLY WITH ALL REQUIREMENTS OF APPLICABLE CODES, STANDARDS AND STATE REGULATIONS.
2. FIRE ALARM CIRCUITS AND CIRCUIT ROUTING ARE SHOWN SCHEMATICALLY FOR CLARITY ILLUSTRATING THE WIRING CONFIGURATION NECESSARY FOR PROPER CIRCUIT SUPERVISION.
3. COORDINATE CEILING MOUNTED FIRE ALARM DEVICE LOCATIONS WITH NEW LIGHT FIXTURES TO AVOID CONFLICTS.
4. DO NOT INSTALL FIRE ALARM DEVICES BACK TO BACK IN STUD WALLS.
5. INSTALL FIRE ALARM CONDUCTORS IN CONDUIT OR METAL SURFACE RACEWAY WHEN IN EXPOSED SPACES. MINIMUM SIZE OF CONDUIT SHALL BE 0.75". UTILIZE WIREMOLD 700 SERIES SURFACE RACEWAY (IN LIEU OF CONDUIT) FOR AREA WHERE CONDUIT CANNOT BE INSTALLED CONCEALED. CABLE ABOVE ACCESSIBLE CEILING CAN BE INSTALLED FREE AIR WHEN USING APPLICABLE CABLE. SUPPORT ALL FREE AIR CABLE EVERY 48" WITH J-HOOKS.
6. ALL SPEAKER, SPEAKER/STROBES SHALL HAVE MINIMUM 0.75" CONDUIT PATHWAYS. USE OF EXISTING 0.5" CONDUIT PATHWAY IS NOT ACCEPTABLE.
7. ENSURE THAT SPEAKER/STROBES ARE MOUNTED IN 5" SQ. X 2 7/8" DEEP BOX, FOR SURFACE MOUNTED DEVICES. FLUSH MOUNTED DEVICES SHALL BE MOUNTED IN THE MANUFACTURES DESIGNATED BACK BOXES, COLOR TO MATCH DEVICE.
8. REFER TO E3.00 FOR RISER DIAGRAMS.
9. CONTRACTOR SHALL PROVIDE 120V DEDICATED RED LOCKING CIRCUIT BREAKER PER FIRE ALARM SYSTEM PANELS PER LOCATION.

NUMBERED SHEET NOTES

1. PROVIDE SURGE PROTECTION DEVICES FOR ALL POWER-LIMITED FIRE ALARM CIRCUITS EXTENDING BEYOND ONE BUILDING. PROTECTIVE DEVICES SHALL BE PROVIDED AT THE POINT WHERE THE CABLING ENTERS/EXITS THE BUILDING.



The Engineering Enterprise
CONSULTING ENGINEERS
1305 MARINA VILLAGE PARKWAY
ALAMEDA, CA 94501
(530) 886-8556



LUSD PARKLANE ELEMENTARY SCHOOL
FIRE ALARM MODERNIZATION
8405 TAM O'SHANTER DR, STOCKTON, CA 95210

REVISIONS

#	Revision	DESCRIPTION	Date
1	1	DESIGNER	12/10/2018

DESIGNER: Designer


SCALE: 1/8" = 1'-0"

DATE: 12/10/2018

TITLE:
**FIRE ALARM PLAN -
PORTABLES 1-8**

DRAWING NO.

E2.03



IDENTIFICATION STAMP
DIV. OF THE STATE ARCHITECT
APP. 02-117198 INC.
REVIEWED FOR
SS ☒ FLS ☒ ACS ☒
DATE: 03/18/2019

The Engineering Enterprise
CONSULTING ENGINEERS
1305 MARINA VILLAGE PARKWAY
ALAMEDA, CA 94501
(530) 886-8556

REGISTERED PROFESSIONAL ENGINEER
No. E01549
Exp. 06/30/19
SCOTT WHEELER
ELECTRICAL
STATE OF CALIFORNIA

LUSD PARKLANE ELEMENTARY SCHOOL
FIRE ALARM MODERNIZATION
8405 TAM O'SHANTER DR, STOCKTON, CA 95210

REVISIONS

#	DESCRIPTION	DATE

DESIGNER: Designer

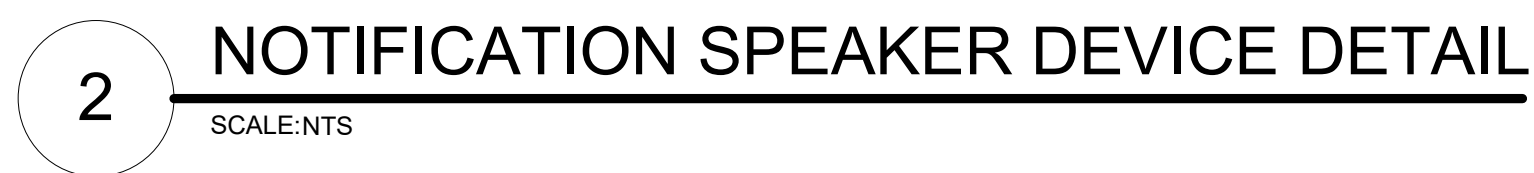
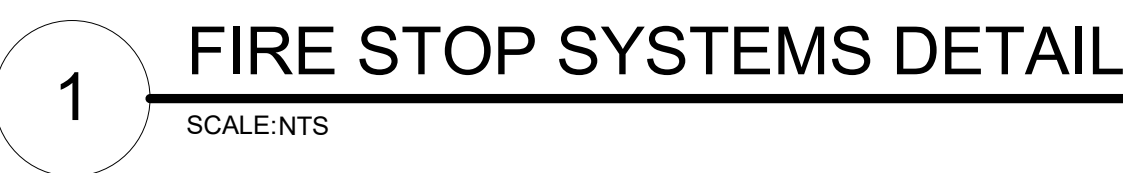
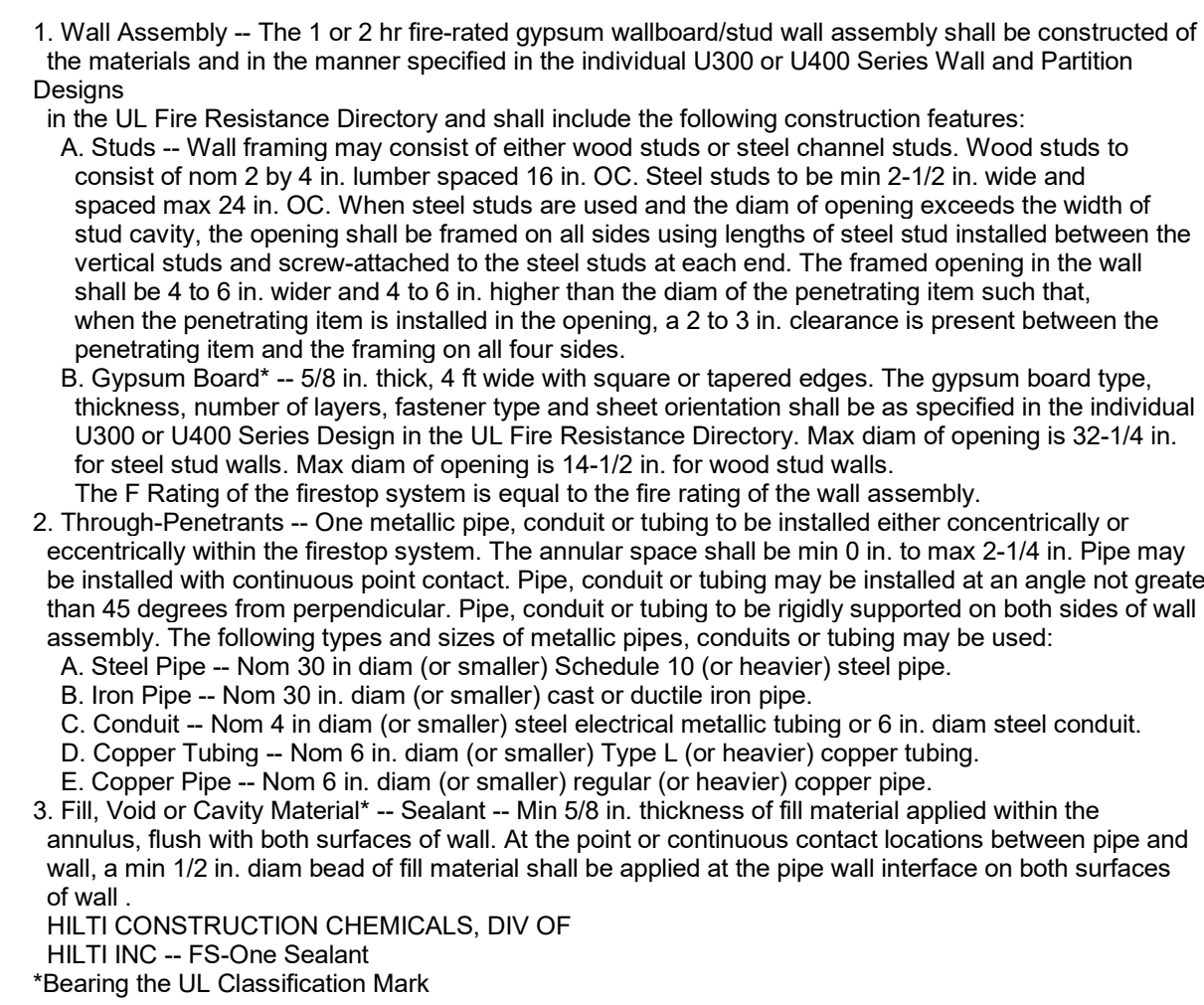
SCALE: 12" = 1'-0"

DATE: 12/10/2018

TITLE:
FIRE ALARM RISER

DRAWING NO.

E3.00



**LUSD PARKLANE ELEMENTARY SCHOOL
FIRE ALARM MODERNIZATION
8405 TAM O'SHANTER DR, STOCKTON, CA 95210**

DESIGNER: Designer
SCALE: As indicated
DATE: 12/10/2018
TITLE: DETAILS
DRAWING NO. E4.00

PARKLANE AMP1 A1.1-A1.2													
Standby Current (amps)							Alarm Current (amps)						
Device Type	QTY	Watts	Current Draw	Total	Qty	Current Draw	Qty	Current Draw	Total	Qty	Current Draw	Total	
1. System													
AM-50 GAMEWELL	1	50	X	0.0860	=	0.0860	0	X	2.2060	=	2.2060		
			X	=			0	X	=				
			X	=			0	X	=				
2. Speakers													
Total Speaker Watts @...		0							0.0000	=	0.0000		
Total Speaker Watts @...		27.75							0.3925	=	0.3925		
Total Standby Load				0.0860	Total Alarm Load				2.5985				
				0					0				

Standby Load Current (Amps)	0.0860 Amps	Required Standby Time in Hours	
		X 24 =	2.064 AH
Alarm Load Current (Amps)	2.5985 Amps	Required Alarm Time in Hours	
		X 15 =	0.650 AH
		Total Current Load	2.71 AH
		*Multiply by the Derating Factor =	x 1.20
		Total Ampere Hours Required	3.26 AH
Recommended Batteries:		7AH BATTERIES	

*Derating Factor required to...

PARKLANE AMP2 A5.1-A5.2													
Standby Current (amps)							Alarm Current (amps)						
Device Type	QTY	Watts	Current Draw	Total	Qty	Current Draw	Qty	Current Draw	Total	Qty	Current Draw	Total	
1. System													
AM-50 GAMEWELL	1	50	X	0.0860	=	0.0860	0	X	2.2060	=	2.2060		
			X	=			0	X	=				
			X	=			0	X	=				
2. Speakers													
Total Speaker Watts @...		0							0.0000	=	0.0000		
Total Speaker Watts @...		6.25							0.1167	=	0.1167		
Total Standby Load				0.0860	Total Alarm Load				2.3227				
				0					0				

Standby Load Current (Amps)	0.0860 Amps	Required Standby Time in Hours	
		X 24 =	2.064 AH
Alarm Load Current (Amps)	2.3227 Amps	Required Alarm Time in Hours	
		X 15 =	0.581 AH
		Total Current Load	2.64 AH
		*Multiply by the Derating Factor =	x 1.20
		Total Ampere Hours Required	3.17 AH
Recommended Batteries:		7AH BATTERIES	

*Derating Factor required to...

PARKLANE AMP1 A2.1-A2.2													
Standby Current (amps)							Alarm Current (amps)						
Device Type	QTY	Watts	Current Draw	Total	Qty	Current Draw	Qty	Current Draw	Total	Qty	Current Draw	Total	
1. System													
AM-50 GAMEWELL	1	50	X	0.0860	=	0.0860	0	X	2.2060	=	2.2060		
			X	=			0	X	=				
			X	=			0	X	=				
2. Speakers													
Total Speaker Watts @...		0							0.0000	=	0.0000		
Total Speaker Watts @...		7							0.0990	=	0.0990		
Total Standby Load				0.0860	Total Alarm Load				2.3050				
				0					0				

Standby Load Current (Amps)	0.0860 Amps	Required Standby Time in Hours	
		X 24 =	2.064 AH
Alarm Load Current (Amps)	2.3050 Amps	Required Alarm Time in Hours	
		X 15 =	0.576 AH
		Total Current Load	2.64 AH
		*Multiply by the Derating Factor =	x 1.20
		Total Ampere Hours Required	3.17 AH
Recommended Batteries:		7AH BATTERIES	

*Derating Factor required to...

PARKLANE AMP2 A6.1-A6.2													
Standby Current (amps)							Alarm Current (amps)						
Device Type	QTY	Watts	Current Draw	Total	Qty	Current Draw	Qty	Current Draw	Total	Qty	Current Draw	Total	
1. System													
AM-50 GAMEWELL	1	50	X	0.0860	=	0.0860	0	X	2.2060	=	2.2060		
			X	=			0	X	=				
			X	=			0	X	=				
2. Speakers													
Total Speaker Watts @...		0							0.0000	=	0.0000		
Total Speaker Watts @...		6.25							0.1167	=	0.1167		
Total Standby Load				0.0860	Total Alarm Load				2.3474				
				0					0				

Standby Load Current (Amps)		0.0860 Amps	Required Standby Time in Hours			
			X	24	=	2.064 AH
			Required Alarm Time in Hours			
Alarm Load Current (Amps)		2.3474 Amps	X	15	=	0.587 AH
			Total Current Load		2.65 AH	
			*Multiply by the Derating Factor =		x 1.20	
			Total Ampere Hours Required		3.18 AH	
Recommended Batteries:			7AH BATTERIES			

*Derating Factor required to...

PARKLANE AMP1 A3.1-A3.2													
Standby Current (amps)							Alarm Current (amps)						
Device Type	QTY	Watts	Current Draw	Total	Qty	Current Draw	Qty	Current Draw	Total	Qty	Current Draw	Total	
1. System													
AM-50 GAMEWELL	1	50	X	0.0860	=	0.0860	0	X	2.2060	=	2.2060		
			X	=			0	X	=				
			X	=			0	X	=				
2. Speakers													
Total Speaker Watts @...		0							0.0000	=	0.0000		
Total Speaker Watts @...		3.5							0.0495	=	0.0495		
Total Standby Load				0.0860	Total Alarm Load				2.2555				
				0					0				

Standby Load Current (Amps)	0.0860 Amps	Required Standby Time in Hours	
		X 24 =	2.064 AH
Alarm Load Current (Amps)	2.2555 Amps	Required Alarm Time in Hours	
		X 15 =	0.564 AH
		Total Current Load	2.63 AH
		*Multiply by the Derating Factor =	x 1.20
		Total Ampere Hours Required	3.15 AH
Recommended Batteries:		7AH BATTERIES	

*Derating Factor required to...

PARKLANE AMP2 A4.1-A4.2													
Standby Current (amps)							Alarm Current (amps)						
Device Type	QTY	Watts	Current Draw	Total	Qty	Current Draw	Qty	Current Draw	Total	Qty	Current Draw	Total	
1. System													
AM-50 GAMEWELL	1	50	X	0.0860	=	0.0860	0	X	2.2060	=	2.2060		
			X	=			0	X	=				
			X	=			0	X	=				
2. Speakers													
Total Speaker Watts @...		0							0.0000	=	0.0000		
Total Speaker Watts @...		19.25							0.2723	=	0.2723		
Total Standby Load				0.0860	Total Alarm Load				2.4783				
				0					0				

Standby Load Current (Amps)	0.0860 Amps	Required Standby Time in Hours	
		X 24 =	2.064 AH
Alarm Load Current (Amps)	2.4783 Amps	Required Alarm Time in Hours	
		X 15 =	0.620 AH
		Total Current Load	2.68 AH
		*Multiply by the Derating Factor =	x 1.20
		Total Ampere Hours Required	3.22 AH
Recommended Batteries:		7AH BATTERIES	

*Derating Factor required to...

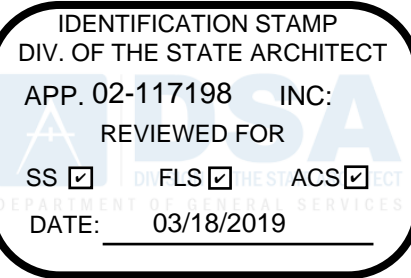
BP-1 Booster Calculations

Location: PARKLANE B1.1-B1.4

Signaling Line Circuit Loading		DEVICE				SUBTOTAL	
Qty	Device	Standby	Alarm	Standby	Alarm	Standby	Alarm
1	HPF24S8	0.091000	0.145000	0.091000	0.145000		
		</					

GENERAL SHEET NOTES

1. TO REMOVE ALL UNUSED DEVICES, CIRCUITRY AND CONDUIT BACK TO SOURCE.
2. WHEN A DEVICE IS REMOVED FROM AN EXISTING WALL WHICH WILL REMAIN, PATCH WALL TO MATCH EXISTING OR NEW FINISH.
3. WHERE EXISTING FIRE ALARM DEVICES ARE TO BE REMOVED, THE CONTRACTOR SHALL ALSO REMOVE ALL CONDUCTORS SERVING THE DEVICE. ABANDONED CONDUITS AND BOXES CAN BE RE-USED TO PULL NEW CONDUCTORS THROUGH FOR SERVICE DEVICES DOWN STREAM. DO NOT SPLICE IN ABANDONED DEVICE BOXES.
4. REMOVE ALL UNUSED FIRE ALARM CONTROL PANELS, BOOSTER PANELS AND REMOTE ANNUNCIATORS.
5. THE EXISTING SYSTEM SHALL REMAIN IN SERVICE UNTIL THE NEW SYSTEM IS INSTALLED OR THAT A FIRE WATCH IN COMPLIANCE WITH THE CALIFORNIA FIRE CODE WILL BE PROVIDED.



The Engineering Enterprise
CONSULTING ENGINEERS
1305 MARINA VILLAGE PARKWAY
ALAMEDA, CA 94501
(530) 886-8556



LUSD PARKLANE ELEMENTARY SCHOOL
FIRE ALARM MODERNIZATION
8405 TAM O'SHANTER DR, STOCKTON, CA 95210

REVISIONS

Revision #	Description	Date
1	DESIGNER	

DESIGNER: Designer

SCALE: 1" = 30'-0"

DATE: 12/10/2018

TITLE:
**FIRE ALARM DEMO
PLAN - SITE PLAN**

DRAWING NO.

ED1.00

PEESKILL DR

ERIE DR

TAM O SHANTER DR



1 FIRE ALARM - DEMO SITE PLAN

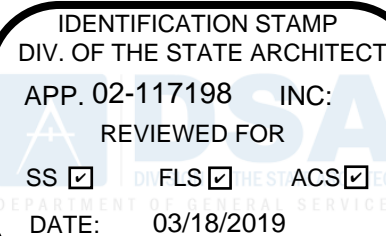
SCALE: 1" = 30'-0"

NUMBERED SHEET NOTES

1. TO REMAIN IN PLACE.

GENERAL SHEET NOTES

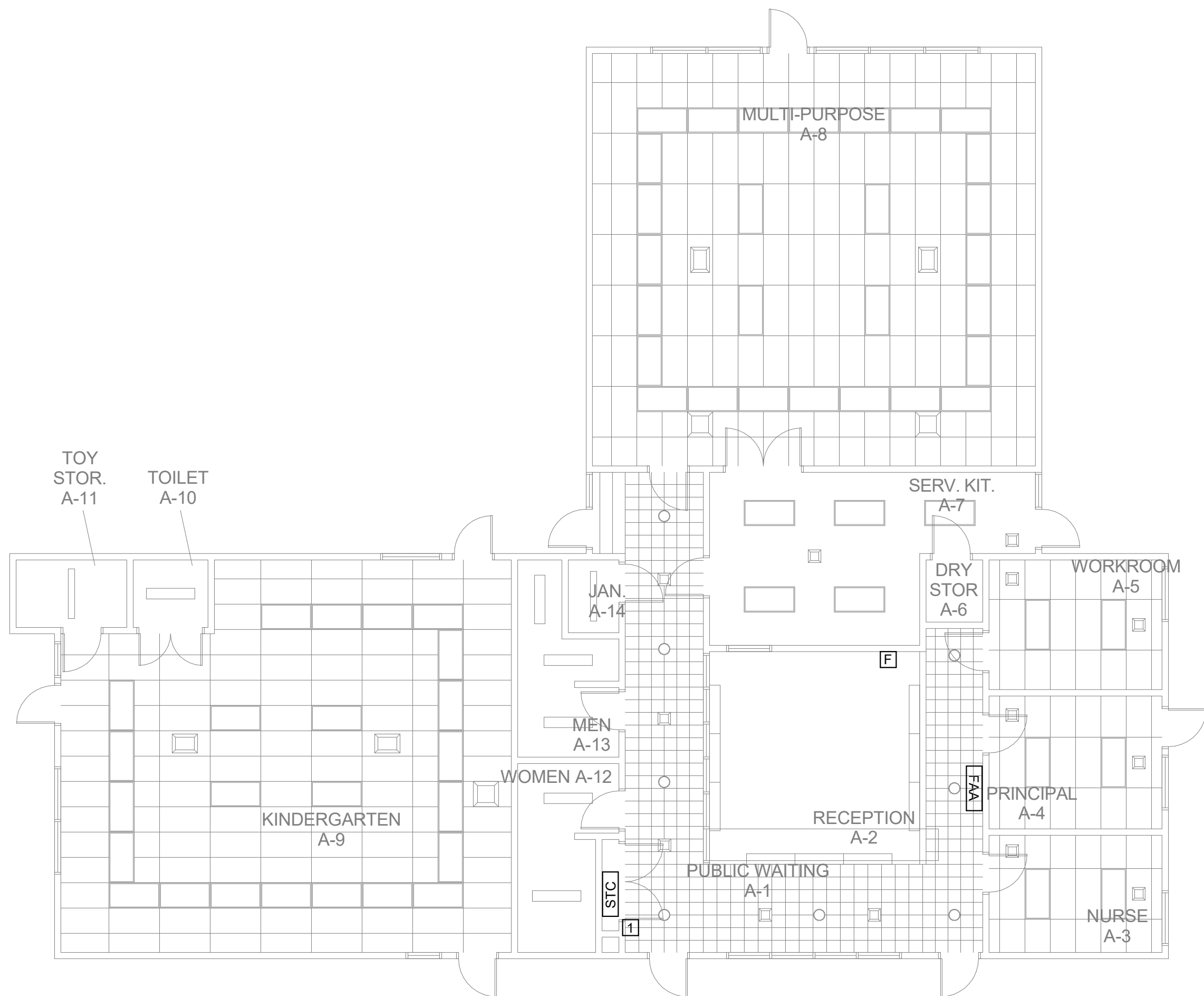
1. TO REMOVE ALL UNUSED DEVICES, CIRCUITRY AND CONDUIT BACK TO SOURCE.
2. WHEN A DEVICE IS REMOVED FROM AN EXISTING WALL WHICH WILL REMAIN, PATCH WALL TO MATCH EXISTING OR NEW FINISH.
3. WHERE EXISTING FIRE ALARM DEVICES ARE TO BE REMOVED, THE CONTRACTOR SHALL ALSO REMOVE ALL CONDUCTORS SERVING THE DEVICE. ABANDONED CONDUITS AND BOXES CAN BE RE-USED TO PULL NEW CONDUCTORS THROUGH FOR SERVICE DEVICES DOWN STREAM. DO NOT SPLICE IN ABANDONED DEVICE BOXES.
4. REMOVE ALL UNUSED FIRE ALARM CONTROL PANELS, BOOSTER PANELS AND REMOTE ANNUNCIATORS.
5. THE EXISTING SYSTEM SHALL REMAIN IN SERVICE UNTIL THE NEW SYSTEM IS INSTALLED OR THAT A FIRE WATCH IN COMPLIANCE WITH THE CALIFORNIA FIRE CODE WILL BE PROVIDED.



The Engineering Enterprise
CONSULTING ENGINEERS
1305 MARINA VILLAGE PARKWAY
ALAMEDA, CA 94501
(530) 886-8556

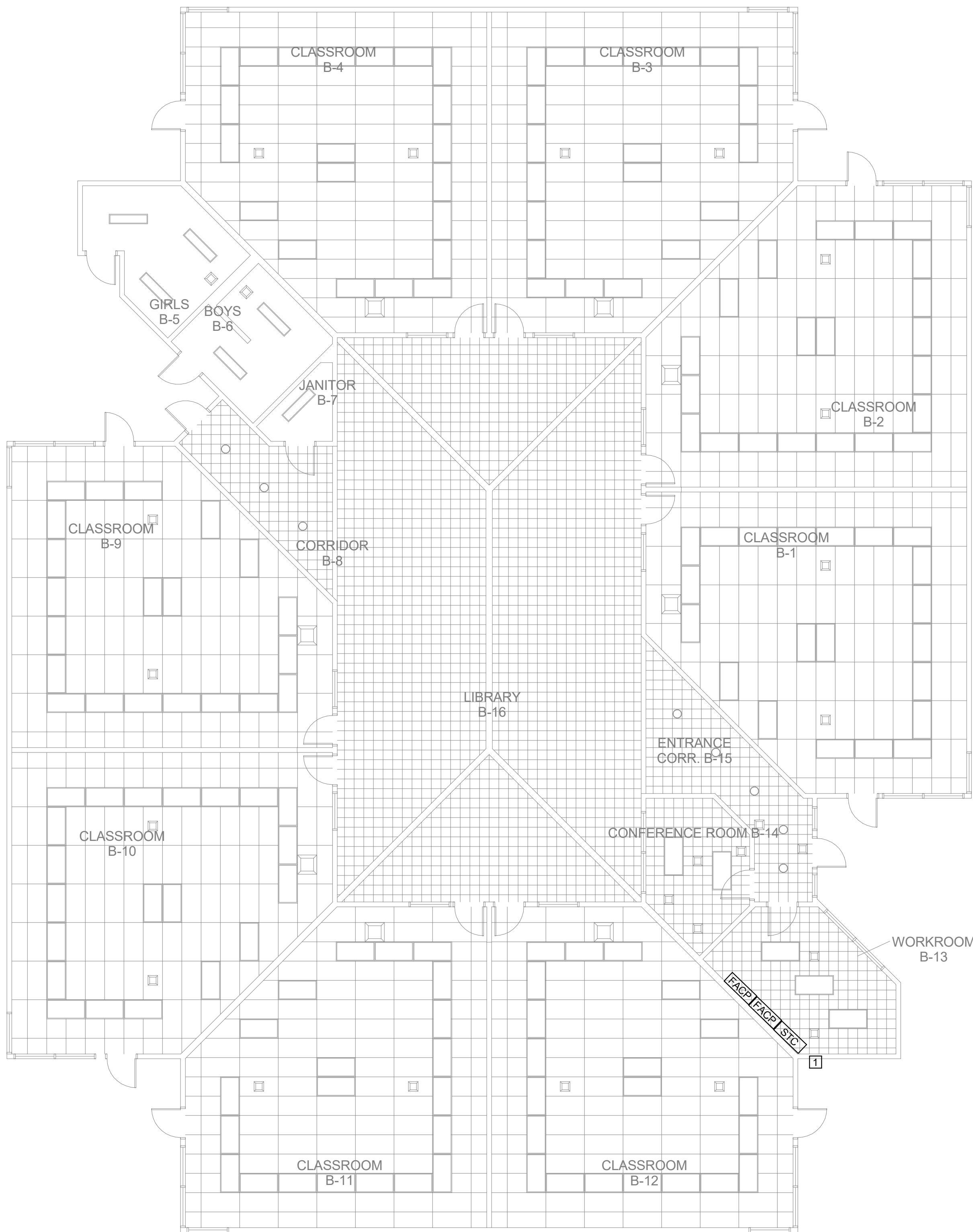


**LUSD PARKLANE ELEMENTARY SCHOOL
FIRE ALARM MODERNIZATION
8405 TAM O'SHANTER DR, STOCKTON, CA 95210**



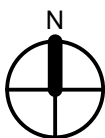
1 UNIT A DEMO PLAN

SCALE: 1/8" = 1'-0"



2 UNIT B DEMO PLAN

SCALE: 1/8" = 1'-0"



REVISIONS

Revision #	Description	Date
1	DESIGNER	12/10/2018

DESIGNER: Designer


SCALE: 1/8" = 1'-0"

DATE: 12/10/2018

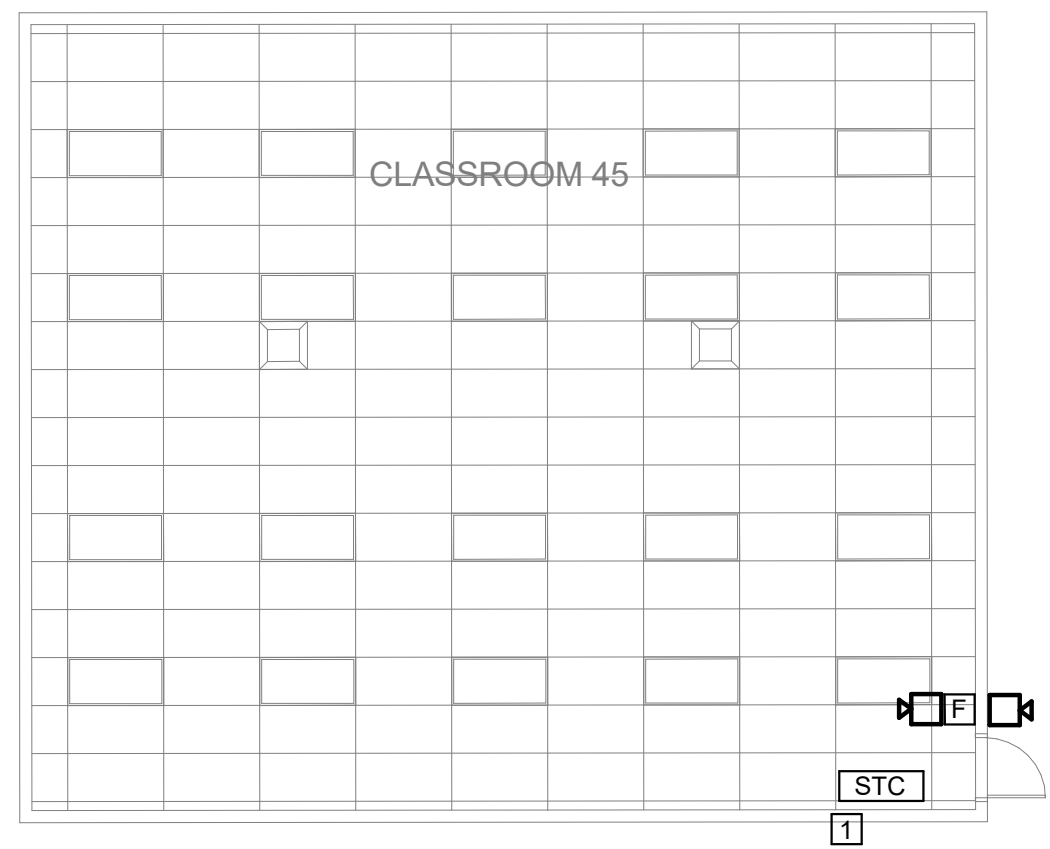
TITLE:
**FIRE ALARM DEMO
PLAN - UNITS A & B**

DRAWING NO.


ED1.01



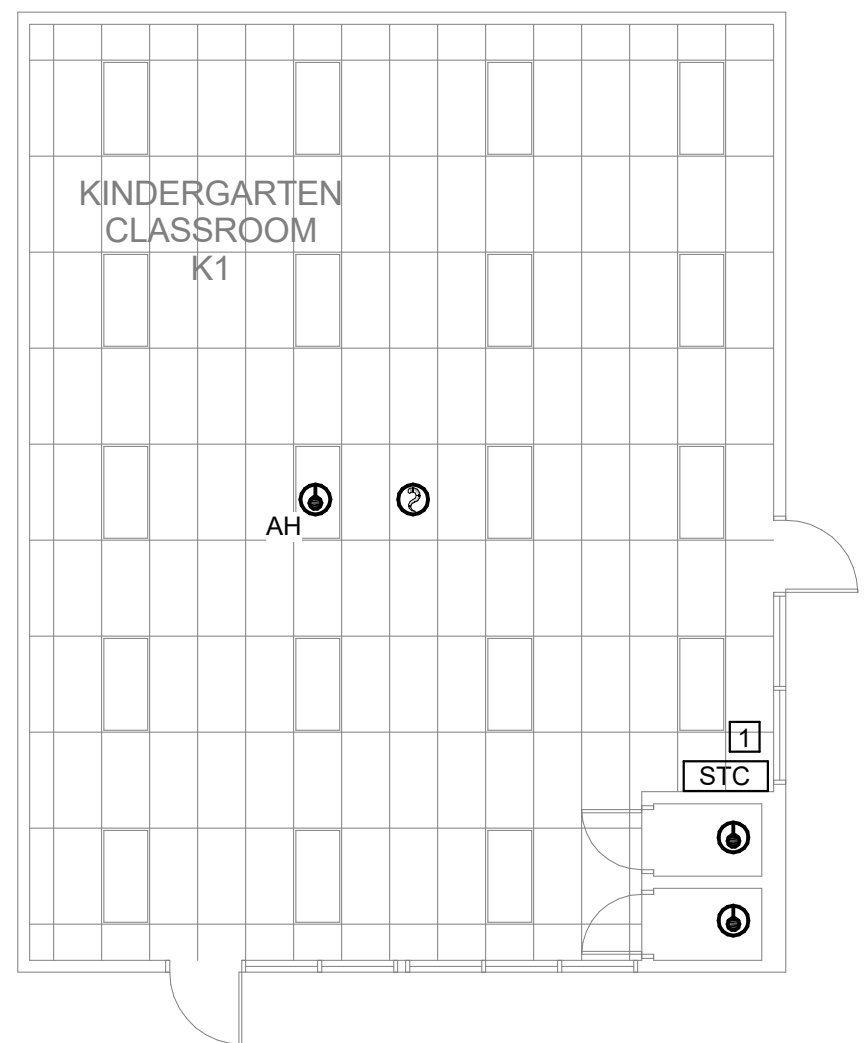
1 UNIT D DEMO PLAN
SCALE: 1/8" = 1'-0"



2 UNIT E DEMO PLAN
SCALE: 1/8" = 1'-0"



3 UNIT C DEMO PLAN
SCALE: 1/8" = 1'-0"



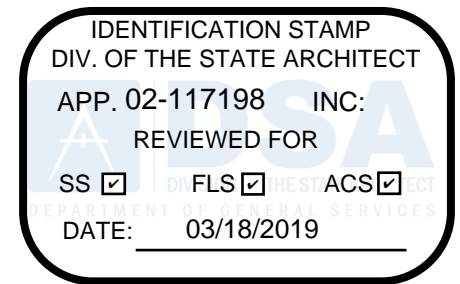
4 UNIT K DEMO PLAN
SCALE: 1/8" = 1'-0"

NUMBERED SHEET NOTES

1 TO REMAIN IN PLACE.

GENERAL SHEET NOTES

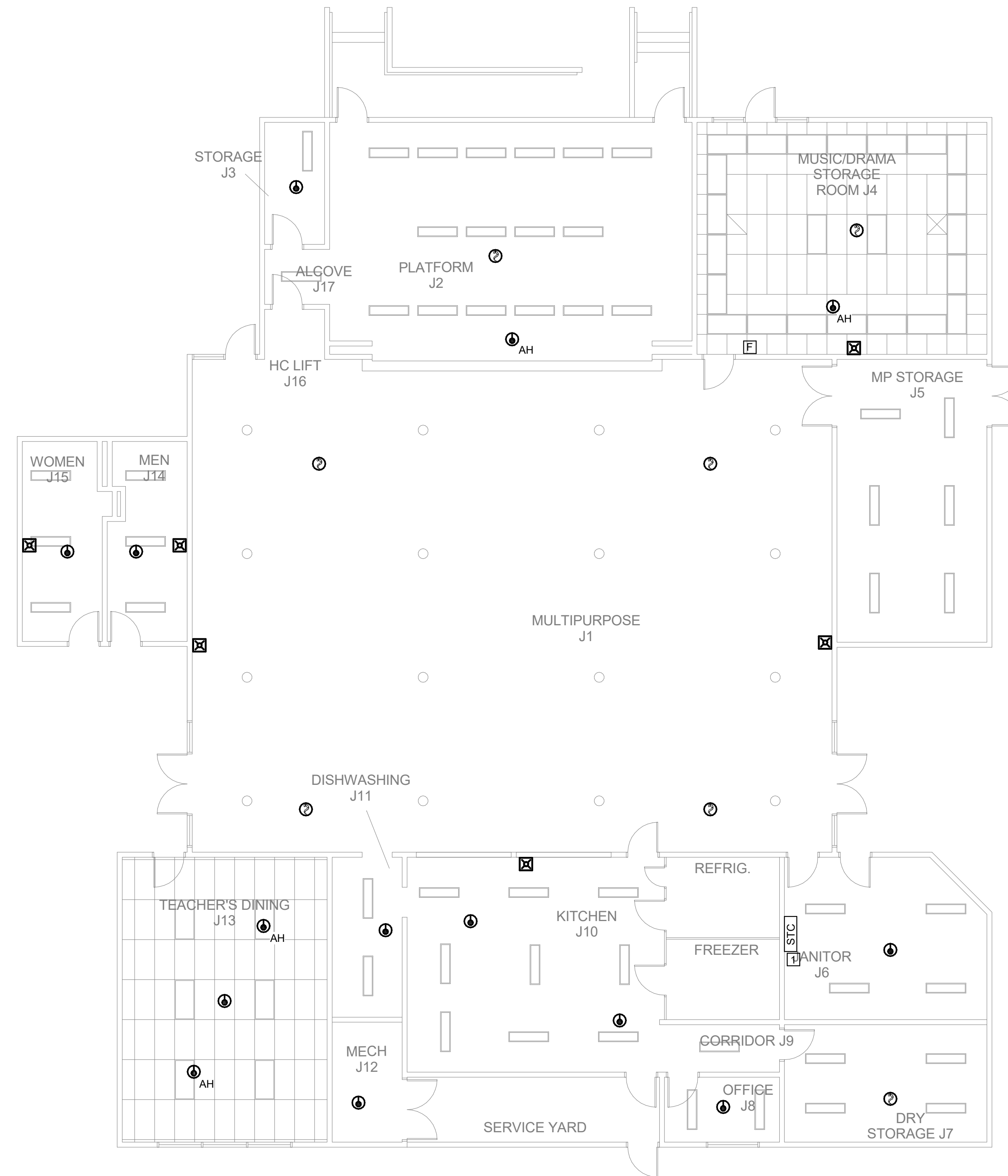
1. TO REMOVE ALL UNUSED DEVICES, CIRCUITRY AND CONDUIT BACK TO SOURCE.
2. WHEN A DEVICE IS REMOVED FROM AN EXISTING WALL WHICH WILL REMAIN, PATCH WALL TO MATCH EXISTING OR NEW FINISH.
3. WHERE EXISTING FIRE ALARM DEVICES ARE TO BE REMOVED, THE CONTRACTOR SHALL ALSO REMOVE ALL CONDUCTORS SERVING THE DEVICE. ABANDONED CONDUITS AND BOXES CAN BE RE-USED TO PULL NEW CONDUCTORS THROUGH FOR SERVICE DEVICES DOWN STREAM. DO NOT SPLICE IN ABANDONED DEVICE BOXES.
4. REMOVE ALL UNUSED FIRE ALARM CONTROL PANELS, BOOSTER PANELS AND REMOTE ANNUNCIATORS.
5. THE EXISTING SYSTEM SHALL REMAIN IN SERVICE UNTIL THE NEW SYSTEM IS INSTALLED OR THAT A FIRE WATCH IN COMPLIANCE WITH THE CALIFORNIA FIRE CODE WILL BE PROVIDED.



The Engineering Enterprise
CONSULTING ENGINEERS
1305 MARINA VILLAGE PARKWAY
ALAMEDA, CA 94501
(530) 886-8556



**LUSD PARKLANE ELEMENTARY SCHOOL
FIRE ALARM MODERNIZATION
8405 TAM O'SHANTER DR, STOCKTON, CA 95210**



5 UNIT J DEMO PLAN
SCALE: 1/8" = 1'-0"



REVISIONS

Revision #	Description	Date
1	DESIGNER	

DESIGNER: Designer

SCALE: 1/8" = 1'-0"

DATE: 12/10/2018

TITLE:
**FIRE ALARM DEMO
PLAN - UNITS C, D,
E, J & K**

DRAWING NO.

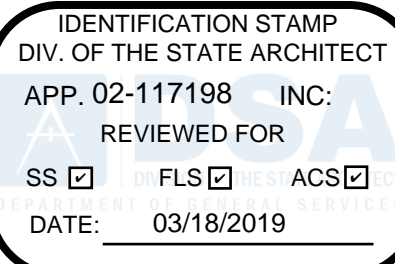
ED1.02

NUMBERED SHEET NOTES

1 TO REMAIN IN PLACE.

GENERAL SHEET NOTES

1. TO REMOVE ALL UNUSED DEVICES, CIRCUITRY AND CONDUIT BACK TO SOURCE.
2. WHEN A DEVICE IS REMOVED FROM AN EXISTING WALL WHICH WILL REMAIN, PATCH WALL TO MATCH EXISTING OR NEW FINISH.
3. WHERE EXISTING FIRE ALARM DEVICES ARE TO BE REMOVED, THE CONTRACTOR SHALL ALSO REMOVE ALL CONDUCTORS SERVING THE DEVICE. ABANDONED CONDUITS AND BOXES CAN BE RE-USED TO PULL NEW CONDUCTORS THROUGH FOR SERVICE DEVICES DOWN STREAM. DO NOT SPLICE IN ABANDONED DEVICE BOXES.
4. REMOVE ALL UNUSED FIRE ALARM CONTROL PANELS, BOOSTER PANELS AND REMOTE ANNUNCIATORS.
5. THE EXISTING SYSTEM SHALL REMAIN IN SERVICE UNTIL THE NEW SYSTEM IS INSTALLED OR THAT A FIRE WATCH IN COMPLIANCE WITH THE CALIFORNIA FIRE CODE WILL BE PROVIDED.



The Engineering Enterprise
CONSULTING ENGINEERS
1305 MARINA VILLAGE PARKWAY
ALAMEDA, CA 94501
(530) 886-8556



**LUSD PARKLANE ELEMENTARY SCHOOL
FIRE ALARM MODERNIZATION
8405 TAM O'SHANTER DR, STOCKTON, CA 95210**

REVISIONS

Revision #	DESCRIPTION	Date
1	Revision 1	DATE

DESIGNER: Designer

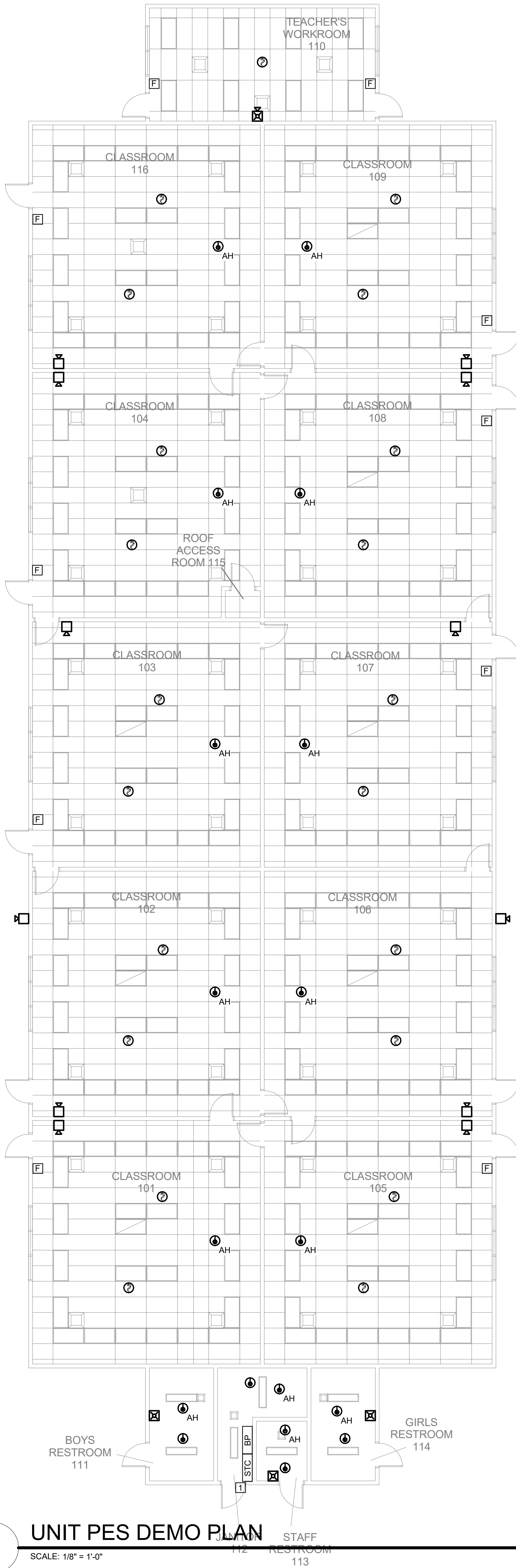
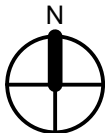
SCALE: 1/8" = 1'-0"

DATE: 12/10/2018

TITLE:
**FIRE ALARM DEMO
PLAN - UNITS H, M
& PES
CLASSROOMS**

DRAWING NO.

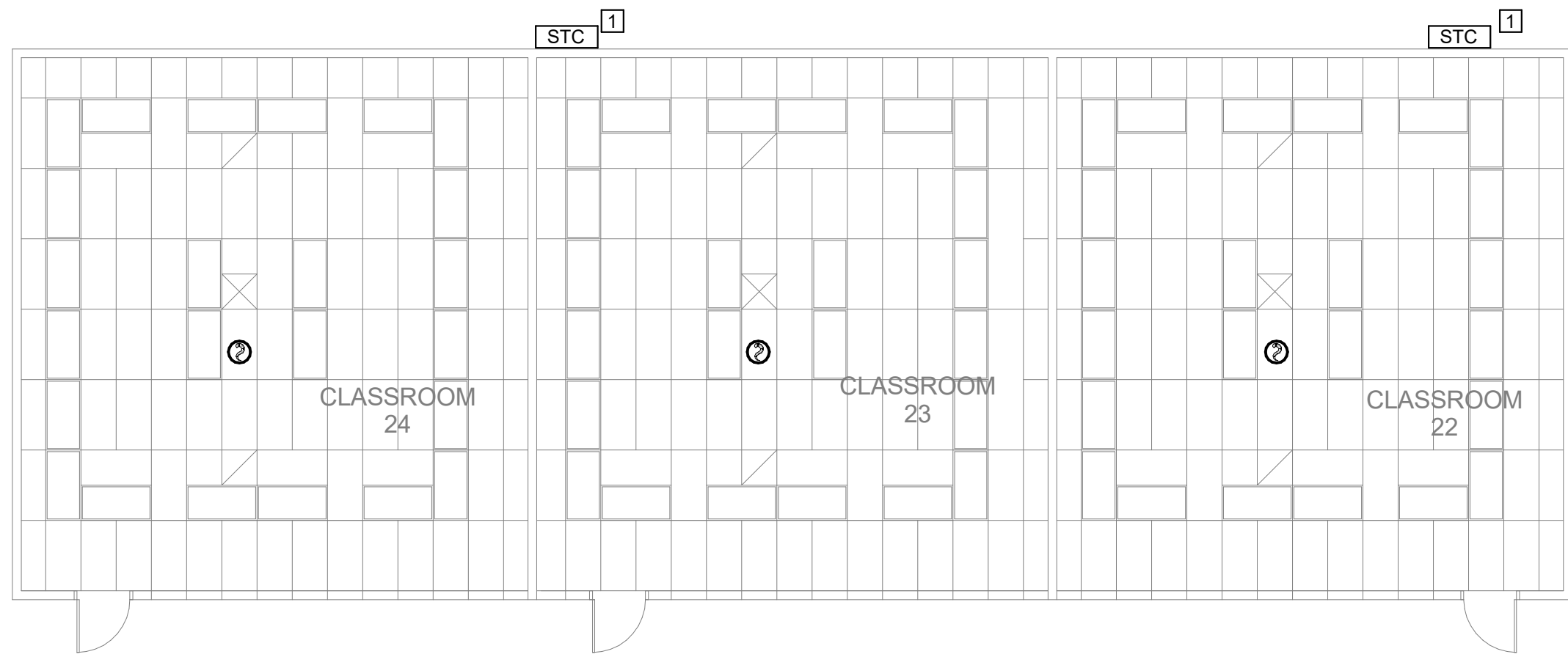
ED1.03



1

UNIT PES DEMO PLAN

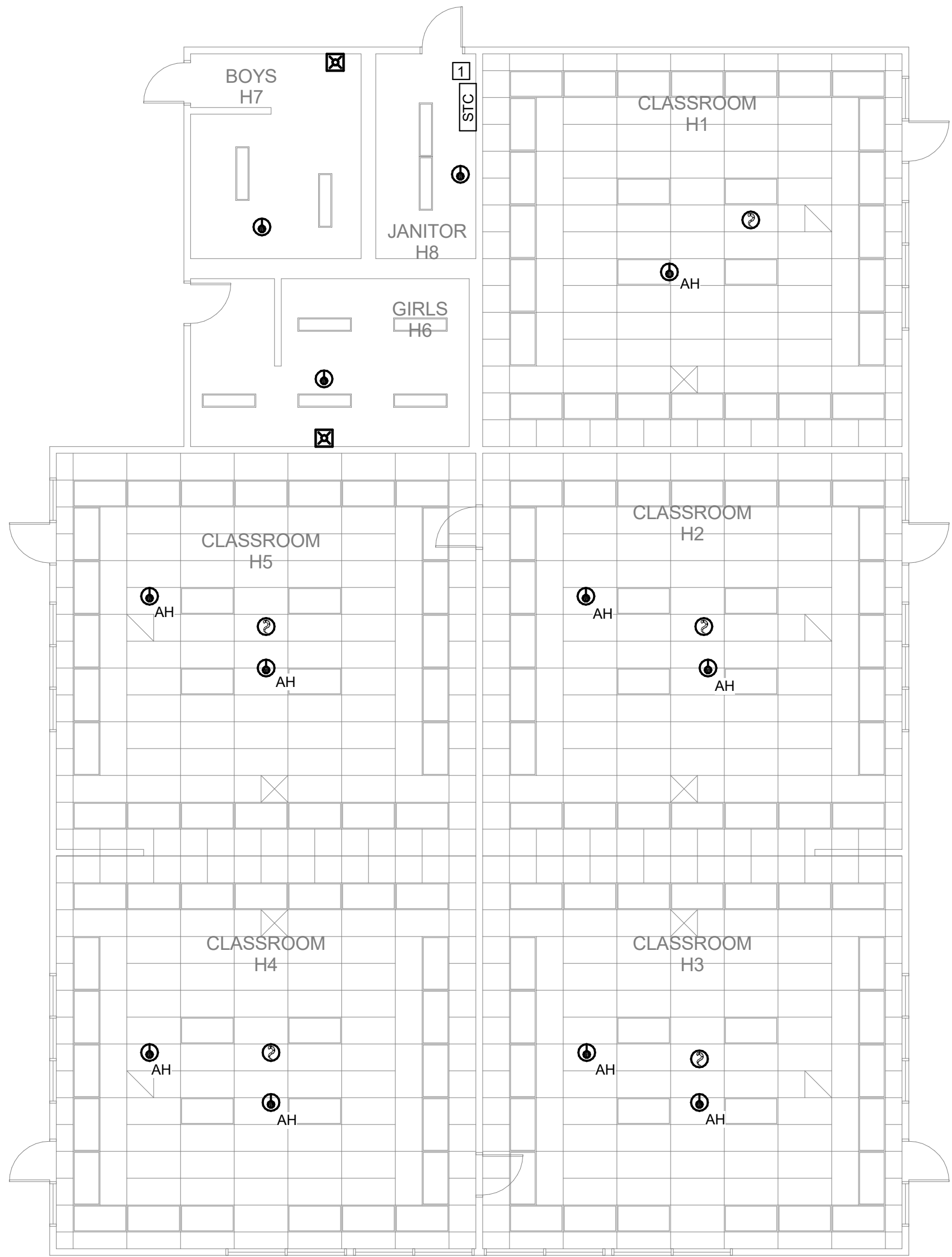
SCALE: 1/8" = 1'-0"



2

UNIT M DEMO PLAN

SCALE: 1/8" = 1'-0"



3

UNIT H DEMO PLAN

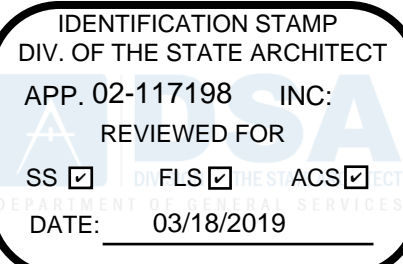
SCALE: 1/8" = 1'-0"

NUMBERED SHEET NOTES

1 TO REMAIN IN PLACE.

GENERAL SHEET NOTES

1. TO REMOVE ALL UNUSED DEVICES, CIRCUITRY AND CONDUIT BACK TO SOURCE.
2. WHEN A DEVICE IS REMOVED FROM AN EXISTING WALL WHICH WILL REMAIN, PATCH WALL TO MATCH EXISTING OR NEW FINISH.
3. WHERE EXISTING FIRE ALARM DEVICES ARE TO BE REMOVED, THE CONTRACTOR SHALL ALSO REMOVE ALL CONDUCTORS SERVING THE DEVICE. ABANDONED CONDUITS AND BOXES CAN BE RE-USED TO PULL NEW CONDUCTORS THROUGH FOR SERVICE DEVICES DOWN STREAM. DO NOT SPLICE IN ABANDONED DEVICE BOXES.
4. REMOVE ALL UNUSED FIRE ALARM CONTROL PANELS, BOOSTER PANELS AND REMOTE ANNUNCIATORS.
5. THE EXISTING SYSTEM SHALL REMAIN IN SERVICE UNTIL THE NEW SYSTEM IS INSTALLED OR THAT A FIRE WATCH IN COMPLIANCE WITH THE CALIFORNIA FIRE CODE WILL BE PROVIDED.



The Engineering Enterprise
CONSULTING ENGINEERS
1305 MARINA VILLAGE PARKWAY
ALAMEDA, CA 94501
(530) 886-8556



LUSD PARKLANE ELEMENTARY SCHOOL
FIRE ALARM MODERNIZATION
8405 TAM O'SHANTER DR, STOCKTON, CA 95210

REVISIONS

1	Revision 1	Date 1
#	DESCRIPTION	DATE

DESIGNER: Designer

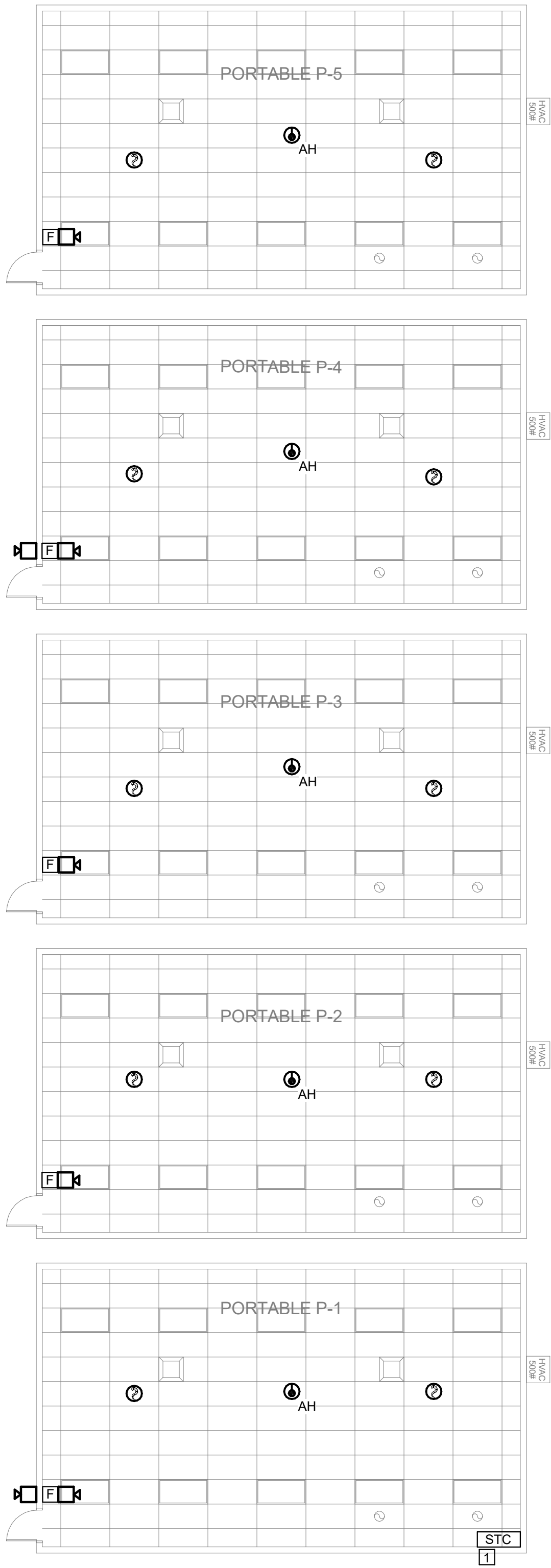
SCALE: 1/8" = 1'-0"

DATE: 12/10/2018

TITLE:
**FIRE ALARM DEMO
PLAN - PORTABLES
1-8**

DRAWING NO.

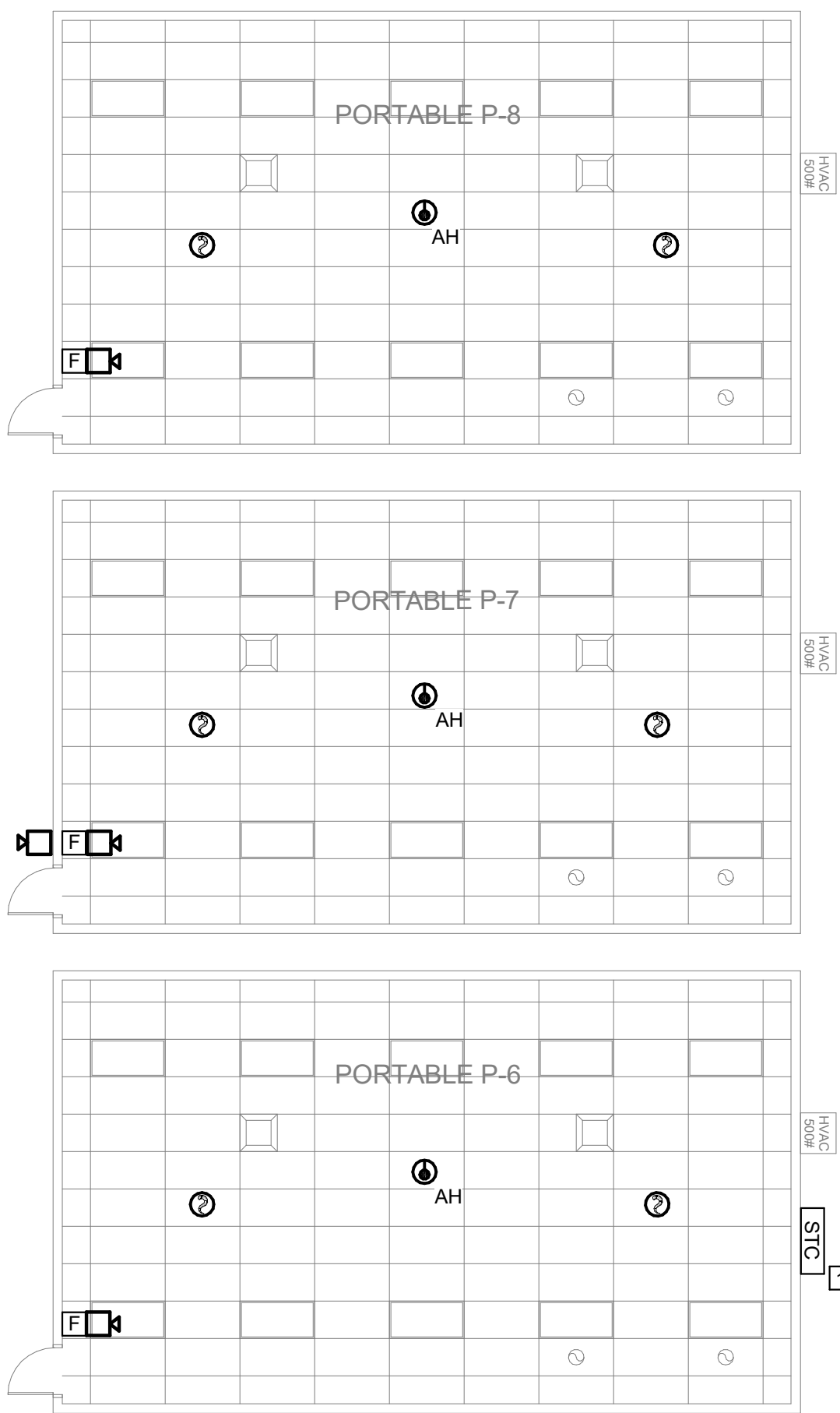
ED1.04



1

PORTABLE 1-5 DEMO PLAN

SCALE: 1/8" = 1'-0"



2

PORTABLE 6-8 DEMO PLAN

SCALE: 1/8" = 1'-0"

